

BENCHMARK REPORT 2024



INTERNAL BENCHMARK REPORT 2024

World Leagues Association

Bleicherweg 14
8002 Zürich
Switzerland

World Leagues Association General Secretary

Jérôme Perlemuter
jperlemuter@worldleagues.com

European Leagues

Le Martinet – Chemin du Canal 1
1260 Nyon
Switzerland

European Leagues Managing Director

Jacco Swart
jacco.swart@europeanleagues.com

RESEARCH

Stanislav Shtipkov
sshtipkov@worldleagues.com

Kevin Batardiere

Mehdi Traifa
mehdi.traifa@europeanleagues.com

GRAPHIC DESIGN

Alexander García Ramirez
alexgarcia2000@icloud.com



FOREWORD



The **World Leagues Association** and the **European Leagues** represent professional football leagues at the global and European level, respectively engaging with sports and political bodies. Our joint mission is to safeguard and promote the development of national competitions and their numerous professional football clubs.

National leagues serve as the backbone of the football ecosystem, providing the foundation for player development, careers, and the unwavering loyalty of fans to their clubs. Through this report, we aim to facilitate knowledge exchange among our members, acknowledging the diverse cultural, historical, economic, political, and sociodemographic landscapes in which they operate.

This collaborative effort allows us to present a comprehensive snapshot of competition formats, governance structures, and business aspects from leagues around the world. We have included simplified organizational charts for each league to further enhance understanding. We firmly believe that the report will be beneficial to you and could assist you in discussing or making important decisions for the (strategic) direction of your league.

We extend our sincere gratitude to all our members for their contributions to this report. Your participation is vital to its success and ensures its relevance to the interests of professional football leagues worldwide.

Beyond knowledge sharing, this study equips us to better understand, represent, and advocate for the interests of our members. Feedback from this report will inform future editions, ensuring its continued usefulness. Together, we can advance the interests of professional football leagues on the European and global stages.

Sincerely,



CONTENT



AFRICA

Botswana	12
Egypt	16
Madagascar	20
Nigeria	24
South Africa	28
Zimbabwe	32

ASIA AND AUSTRALIA

Australia	38
India	42
Japan	46
Republic of Korea	50
Malaysia	54
Qatar	58
Saudi Arabia	62
Thailand	66
United Arab Emirates	70
Uzbekistan	74

EUROPE

Albania	80
Austria	84
Belgium	88
Bulgaria	92
Czech Republic	96
Denmark	100
England	104
Finland	108
France	112
Germany DFL	116
Germany DFB	120
Greece	124
Iceland	128

Ireland	132
Israel	136
Italy Serie A	140
Italy Lega PRO	144
Kazakhstan	148
Latvia	152
Malta	156
Netherlands	160
Netherlands CED	164
Northern Ireland	168
Norway	172
Poland	176
Portugal	180
Romania	184
Scotland	188
Serbia	192
Slovakia	196
Spain	200
Sweden	204
Switzerland	208
Türkiye	210
Ukraine	214


NORTH AND CENTRAL AMERICA

Canada	222
Costa Rica	226
Dominican Republic	230
Honduras	234
Mexico	238
Panama	242
USA	246

SOUTH AMERICA

Ecuador	252
---------	-----

METHODOLOGY



INTRODUCTION

The following section details the methodology devised and employed for the 2024 World Leagues Association and European Leagues Benchmark Report. Two main sources were used to achieve this objective:

- A) 2023 WLF Benchmark Report and;
- B) Members of WLA and EL

The research comprised two stages. First, the WLA and EL analyzed the 2023 WLF Benchmark Report. Second, the WLA/EL Research Team informed all members that they would receive an Excel spreadsheet to fill out. Once members had the spreadsheet in their possession, they were required to perform two tasks: validate all data retrieved through OSINT and provide information where deemed necessary. Some members may have decided not to share certain figures, due to confidentiality.

SECTIONS

I. Country Information:

All data obtained and displayed for each country was retrieved from the International Monetary Fund website, figures are for 2023, and monetary figures are in USD.

An illustrative rankings for the latest completed season are shown as part of the introduction page. The rankings are for the 2023/2024 season for Dual year leagues, which have finished by the 2nd of June 2024 (for the rest 2022/23 season is illustrated) and the 2023 season for Calendar year leagues.

II. Competitions

This section represents all tiers managed by the respective entity. Information was collected through publicly available sources with cross-checking with the leagues' representatives as the main source of information. Moreover, for transfer windows, the data was obtained from the FIFA TMS team. The information displayed is for the 2023/2024 season for dual-year competitions and 2024 for calendar-year competitions. Several new items are added - Average Margin of Victory, Rotation of clubs for continental competition and viewership items – subscription models and most followed social media. The Average Margin of Victory measures the difference between goals scored versus goals conceded per game, which measures competitive balance on a game-level basis. Leagues managing more than one tier have their lower tiers displayed under “Lower Divisions”. Each data point that references this lower tier is under the name of the lower division – if not specified, the information refers to the top tier.

III. Governance

The information is based on the 2023 Benchmark report, along with input from the leagues to update on any changes in the governance structure. Multiclub ownership is a new item added to the section. The “Clubs' Governance” sub-chapter focuses only on the top tier, even if the league manages multiple divisions.

IV. Financial

The main sources of information were the leagues' inputs. Due to the confidential nature of data, several

leagues have not provided exact numbers. As for “International Transfers”, the figures were obtained directly from FIFA TMS, and the data is from the 1st of January 2023 to the 31st of December 2023. It includes all international transfers done by clubs under the respective FA. The only two exceptions are the English Premier League and Italian Serie A, which were calculated separately from the rest of the FA's registered clubs. New items are added under the subtitle “Data Rights”, and the item “Other Sponsor” is also created.

V. Players Related Matters

The 2023 WLF Benchmark Report, as well as leagues' inputs, were the main sources of information. All data stemming from such sources were cross-checked with each other. All data is focused on top-tier only, even if the league manages multiple divisions.

VI. Solidarity

The 2023 WLF Benchmark Report, along with input from league, were the main sources of information.

VII. Domestic Training Rewards:

The 2023 WLF Benchmark Report, along with input from the leagues was used to collect information for this chapter.

GENERAL REMARKS

Data entries that display “N/A” stand for “Not Applicable”, because this specific data point couldn't be employed for the league.

Data entries that display “Not available” stand for information that the league did not possess at the time of the survey.

Data entries that display “Confidential” stand for information that the leagues couldn't openly share.

All monetary figures are displayed in USD, with the reported amount and currency added in brackets for reference. Please take into consideration that the converted amount could be different at the time of reading the report due to the constantly changing currency exchange rates.

The World Leagues Association and European Leagues would like to thank all members for their collaboration and support. Without them, this document would not have been possible.

Sincerely,



Stanislav Shtipkov
Head of Intelligence and Development
World Leagues Association



AFRICA
ASIA AND AUSTRALIA
EUROPE
NORTH AND CENTRAL AMERICA
SOUTH AMERICA

AFRICA

BOTSWANA



NIGERIA



EGYPT



SOUTH AFRICA



MADAGASCAR



ZIMBABWE





BOTSWANA

BOTSWANA FOOTBALL LEAGUE
Year of creation: 2020

Capital: Gaborone
Surface Area (km²): 581,730
Currency (Code): Pula (BWP)
Main Language: English
Total Population ('000, 2023): 2,680
GDP (Million USD, 2023): 20,760
GDP per Capita (USD, 2023): 7,760



SEASON 2023/2024

DUAL YEAR LEAGUE

TEAM	MP	W	D	L	F	A	D	P
1. Jwaneng Galaxy	30	20	5	5	45	-17	65	0
2. Township Rollers	30	19	7	4	52	-16	64	0
3. Gaborone United	30	19	6	5	50	-20	63	0
4. Security Systems	30	13	5	12	39	-40	44	0
5. TAFIC FC	30	10	8	12	32	-37	38	0
6. VTM FC	30	10	7	13	31	-33	37	0
7. Sua Flamingoes	30	10	6	14	36	-32	36	0
8. Botswana Defence Force XI	30	8	12	10	21	-23	36	0
9. Masitaoka FC	30	9	9	12	25	-29	36	0
10. Orapa United	30	7	11	12	27	-27	32	0
11. Matebele FC	30	7	11	12	32	-36	32	0
12. Nico United	30	7	11	12	27	-33	32	0
13. Morupule Wanderers	30	7	9	14	35	-44	30	0
14. Eleven Angels	30	5	10	15	28	-44	25	0
15. Police XI	30	5	9	16	23	-42	24	0
16. Holy Ghost FC	30	5	8	17	20	-50	23	0

CAF Champions League
 CAF Confederation Cup
 Relegation
 Champion

COMPETITIONS

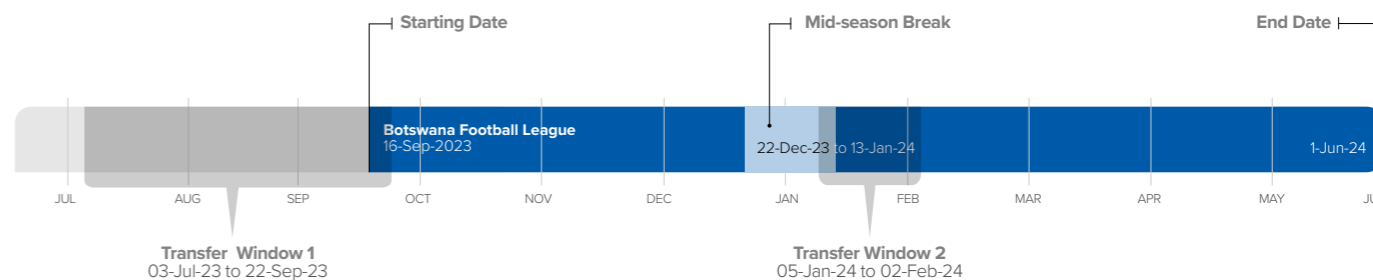
Botswana Football League	
Teams:	16
Matchdays:	30
Regular Season Matchdays:	N/A
Playoff Matchdays:	N/A
Total Matches:	240



TOP DIVISION

Botswana Football League

Competition Format:	Home & Away
Continental Competitions Spots:	1 CAF Champions League (x1 Q1) 1 CAF Confederation Cup (x1 Q1)
Promotion Spots:	N/A
Relegation Spots:	3



Other League's Competitions:

Lower Division(s):

FA-run

Youth Competition(s):

FA-run

Cups:

Yes - Mascom Top 8, Charity Cup, Super Cup, Champions Cup, Knockout Cup

Supercup:

Yes

Feminine Competition(s):

FA-run



Competitive Balance:

Last Five Champions:

- Jwaneng Galaxy (2023/2024)
- Jwaneng Galaxy (2022/2023)
- Gaborone United (2021/2022)
- Not held (2020/2021)
- Jwaneng Galaxy (2019/2020)

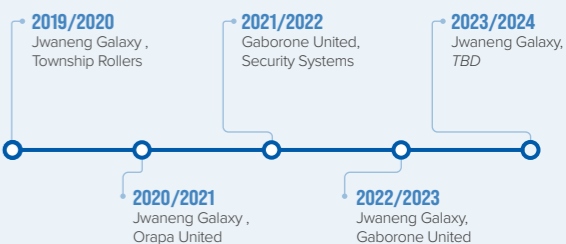
Average Point Difference (between 1st and 2nd across 5 seasons):

4 (27.5 games)


Average Margin of Victory (last season average margin of goals scored versus goals conceded per game)

1.089

Rotation of clubs qualified for continental competitions:



Viewership (Season 2022/23):



Overall Attendance

132,058

Total Viewership: TV - 380,000
OTT - 18,000

Free to air games: None

Subscription Models and Cost Per Model: OTT Vision View - Monthly - Free

Most followed social media channel:



105,000 Followers

GOVERNANCE

Legal Structure



Type of Structure:
Private Company Limited

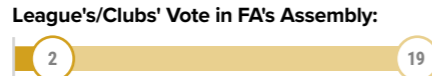
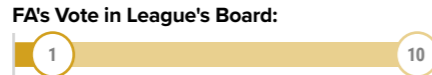
Assembly Composition:
40 members:
• 1st Tier Clubs (16)
• 2nd Tier Clubs (24)
1 member = 1 vote

Board Composition:
10 members:
• CEO (1)
• 1st Tier Clubs Directors (4)
• Independent Directors (2)
• 2nd Tier Clubs Director (1)
• FA Director (1)
• FA ex-General Secretary (1)

Board's Term of Office:
4 Years

President's Term of Office:
4 Years

FA's Vote in League's Assembly:
No



Internal Organization

Total Employees:
25

Main Departments:



League's Responsibilities

Fixtures:
League

Players' Registration:
League & FA

Licensing:
FA

Disciplinary:
League & FA

Financial Control:
League

Refereeing Payments:
Referee - League
VAR - N/A

Clubs' Governance

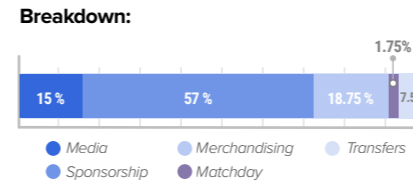
Clubs' Ownership Models:
Company (Domestic Owned) - 8
Public Structure - 8

Multiclub ownership:
None


...FINANCIAL

Aggregated Club Revenues Previous Season

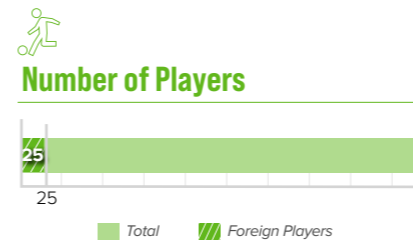
Value:
306,252 USD



International Transfers



PLAYERS' RELATED MATTERS



Team Rules

Squad Size Limit:
30

Loan Limit:
X No

Home-Grown Player Rule:
X No

Nationality Rule:
Max 5 Foreigners, from which Max 3 in starting 11

Other:
X No

Labor Relations

League Collective Representative of Clubs:
✓ Yes

Collective Bargaining Agreement:
✓ Yes

Labor Dispute Resolution Chamber:
✓ Yes
• Under FA

Salary

Average Monthly Salary:
2,000 USD

Legal Minimum Monthly Salary:
N/A

Salary Cap:
X No

Youth Development

First Professional Contract Age:
18 years old

FINANCIAL

League Budget

Total Generated Revenues:
550,000 USD

League's Operating Costs:
540,000 USD

	Media Rights	Domestic	International
CENTRALIZATION: YES	Value per season:	535,942 USD	0
	Contract Term:	2022-2023 to 2024-2025 (3 Seasons)	2022-2023 to 2024-2025 (3 Seasons)
	Breakdown:	Equal Share on grants, season ending ranking	N/A
	Ratio First / Last:	9	N/A

Data Rights

Fast Betting Data Rights:
None

Event Data:
None

Tracking Data:
None

Performance Data:
None

Centralized Sponsorship

Value:
130,157 USD

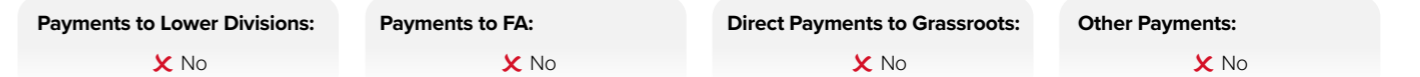
Breakdown:
Equal share - Monthly Grants

Title Sponsor:
None

Ball Sponsor:
None

Other sponsor:
None

SOLIDARITY



DOMESTIC TRAINING REWARDS





EGYPT

EGYPTIAN PREMIER LEAGUE
Year of creation: 1948

Capital: Cairo
Surface Area (km²): 1,010,408
Currency (Code): Egyptian Pound (LE)
Main Language: Arabic
Total Population ('000, 2023): 105,670
GDP (Million USD, 2023): 398,400
GDP per Capita (USD, 2023): 3,770



SEASON 2022/2023

DUAL YEAR LEAGUE

TEAM	MP	W	D	L	F	A	D	P
1. Al Ahly	34	25	8	1	63	13	+50	83
2. Pyramids	34	22	7	5	58	24	+34	73
3. Zamalek	34	17	9	8	52	36	+16	60
4. Future	34	15	13	6	34	23	+11	58
5. Al Masry	34	11	15	8	34	33	+1	48
6. ENPPI	34	13	6	15	34	40	-6	45
7. Al Mokawloon Al Arab	34	9	17	8	35	33	+2	44
8. Al Ittihad	34	12	7	15	36	43	-7	43
9. Pharco	34	9	15	10	31	34	-3	42
10. Smouha	34	10	12	12	36	43	-7	42
11. Ismaily	34	9	13	12	35	38	-3	40
12. National Bank of Egypt	34	9	12	13	35	40	-5	39
13. Ceramica Cleopatra	34	7	16	11	31	32	-1	37
14. Tala'ea El Gaish	34	8	12	14	33	45	-12	36
15. El Dakhleya	34	7	14	13	32	43	-11	35
16. Aswan	34	8	9	17	31	45	-14	33
17. Ghazl El Mahalla	34	8	9	17	26	47	-21	33
18. Haras El Hodoud	34	5	10	19	21	45	-24	25

CAF Champions League
 CAF Confederation Cup
 Relegation
 Champion

COMPETITIONS

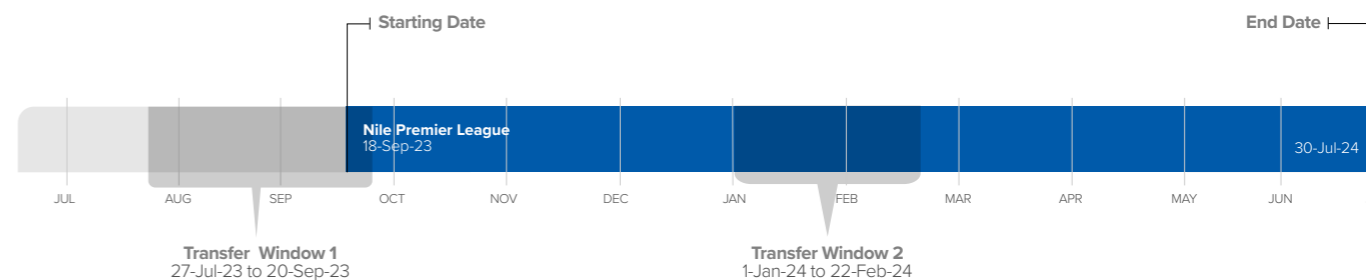
Nile Premier League

Teams:	18
Matchdays:	34
Regular Season Matchdays:	N/A
Playoff Matchdays:	N/A
Total Matches:	306

TOP DIVISION

Nile Premier League

Competition Format:	Home / Away
Continental Competitions Spots:	2 CAF Champions League (x2 Q2) 2 CAF Confederation Cup (x2 Q2)
Promotion Spots:	N/A
Relegation Spots:	3



Other League's Competitions:

Lower Division(s):
FA-run

Youth Competition(s):
FA-run

Cups:
Yes, Egyptian Professional League Cup

Supercup:
Yes, with FA

Feminine Competition(s):
FA-run



Competitive Balance:

Last Five Champions:

- Al-Ahly (2022-2023)
- Zamalek (2021-2022)
- Zamalek (2020-2021)
- Al-Ahly (2019-2020)
- Al-Ahly (2018-2019)

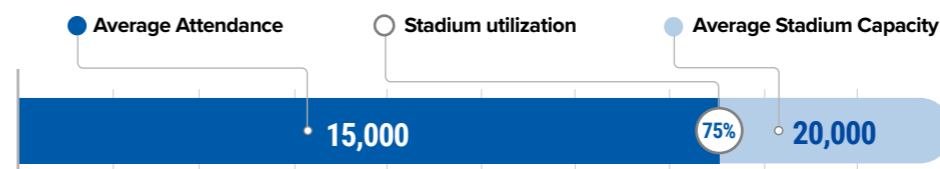
Average Point Difference (between 1st and 2nd across 5 seasons):
9.8 (34 games)

Average Margin of Victory (last season average margin of goals scored versus goals conceded per game)
1.020

Rotation of clubs qualified for continental competitions:



Viewership (Season 2022/23):



Overall Attendance

4,590,000


Total Viewership: Not available
Free to air games: All Matches

Subscription Models and Cost Per Model: N/A

Most followed social media channel: 572,000 Followers

GOVERNANCE

Legal Structure

Date of Creation:


Type of Structure:
 Self governing entity within FA


Assembly Composition:
 18


Board Composition:
 7 members
 • Club Representatives (5)
 • Assigned by FA (2)

Board's Term of Office:
 1 Year

President's Term of Office:
 1 Year

FA's Vote in League's Assembly:
 None

FA's Vote in League's Board:


League's/Clubs' Vote in FA's Assembly:


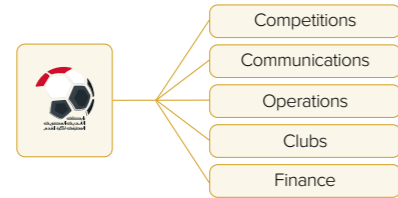
League's/Clubs' Vote in FA's Board:
 None

Internal Organization

Total Employees:
 15

Main Departments:

- Competitions
- Communications
- Operations
- Clubs
- Finance



League's Responsibilities

Fixtures:
 League

Players' Registration:
 FA

Licensing:
 League and FA

Disciplinary:
 FA

Financial Control:
 League

Refereeing Payments:
 Referee - FA
 VAR - FA

Clubs' Governance

Clubs' Ownership Models:
 Company (Domestic Owned) - 6
 Company (Foreign Owner) - 1
 Association - 6
 Public Structure - 5

Multiclub ownership:
 None

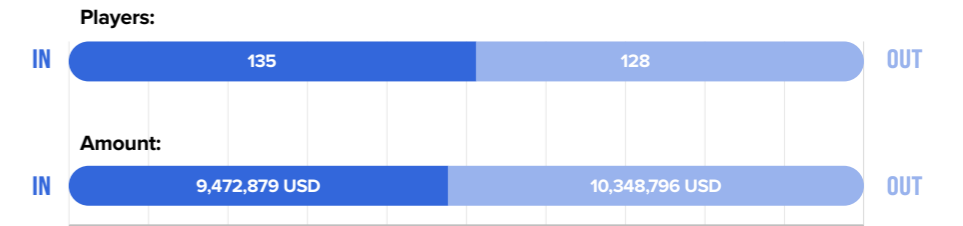
...FINANCIAL

Aggregated Club Revenues Previous Season

Value:
 Not available

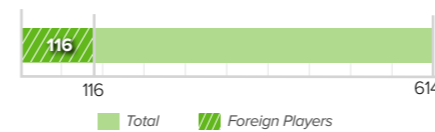
Breakdown:
 Not available

International Transfers



PLAYERS' RELATED MATTERS

Number of Players



Nationality Rule:
 Max 5 non-Egyptians
 • Palestinians count as local

Other:
 X No

Team Rules

Squad Size Limit:
 30

Loan Limit:
 X No

Home-Grown Player Rule:
 5 players U23

Labor Relations

League Collective Representative of Clubs:
 ✓ Yes

Collective Bargaining Agreement:
 X No

Labor Dispute Resolution Chamber:
 ✓ Yes
 • Under FA

Salary

Average Monthly Salary:
 Not available

Legal Minimum Monthly Salary:
 X No

Salary Cap:
 X No

Youth Development

First Professional Contract Age:
 18 years old

FINANCIAL

League Budget

Total Generated Revenues:

 Confidential

League's Operating Costs:

 Confidential

Data Rights

Fast Betting Data Rights:
 None

Event Data:
 None

Tracking Data:
 None

Performance Data:
 None

	Media Rights	Domestic	International
CENTRALIZATION: NO	Value per season:	N/A	N/A
	Contract Term:	N/A	N/A
	Breakdown:	N/A	N/A
	Ratio First / Last:	N/A	N/A

Centralized Sponsorship

Value:
 Confidential

Breakdown:
 Confidential

Title Sponsor:

 Nile Developments for Real Estate

Ball Sponsor:

 Puma

Other sponsor:
 None

SOLIDARITY

Payments to Lower Divisions:
 5% of revenue

Payments to FA:
 10% of revenue

Direct Payments to Grassroots:
 X No

Other Payments:
 X No

DOMESTIC TRAINING REWARDS

Domestic Training Compensation: X No

Levy on Domestic Transfers: X No



MADAGASCAR

MALAGASY PRO LEAGUE
Year of creation: 2019

Capital: Antananarivo
Surface Area (km²): 587,041
Currency (Code): Ariary (MGA)
Main Language: Malagasy, French
Total Population ('000, 2023): 29,770
GDP (Million USD, 2023): 15,760
GDP per Capita (USD, 2023): 529



DUAL YEAR LEAGUE

SEASON 2022/2023

TEAM	MP	W	D	L	F	A	D	P	TEAM	MP	W	D	L	F	A	D	P
1. Fosa Juniors Elite FC	14	11	1	2	24	-7	34	0	1. ASSM Elgeco Plus	14	8	5	1	18	-9	29	0
2. COSFA	14	6	7	1	19	-11	25	0	2. CFFA	14	8	4	2	19	-10	28	0
3. Ajesaia	14	6	4	4	18	-13	22	0	3. Mama FCA	14	5	6	3	18	-15	21	0
4. AS Fanalamanga	14	6	3	5	16	-12	21	0	4. Disciples FC	13	5	3	5	24	-16	18	0
5. ASA Diana	13	5	3	5	25	-23	18	0	5. Zanak'Ala FC	14	4	5	5	20	-22	17	0
6. USCA Foot	14	5	1	8	14	-16	16	0	6. 3FB Toliara	13	4	2	7	15	-24	14	0
7. Tsaramandroso Formation FC	13	2	3	8	10	-24	9	0	7. A Dato FC	14	3	3	8	15	-21	12	0
8. Tia Kitra	14	1	4	9	10	-30	7	0	8. AS JET-Kintana FC	14	3	2	9	11	-23	11	0

Conference Nord

Conference Sud

- CAF Champions League
- CAF Confederation Cup
- Playoff
- Relegation
- Champion

COMPETITIONS

PFL : Pureplay Football League

Teams:	16
Matchdays:	13
Regular Season Matchdays:	8
Playoff Matchdays:	5
Total Matches:	93

TOP DIVISION

PFL : Pureplay Football League

Competition Format:

- Group Phase and Knockout Stage
- Two independent groups of 8 teams play Home or Away
- First 4 of each group advance to knockout stage, last 4 to playout
- Quarter and Semi-Finals in two games, final in one

Continental Competitions Spots:

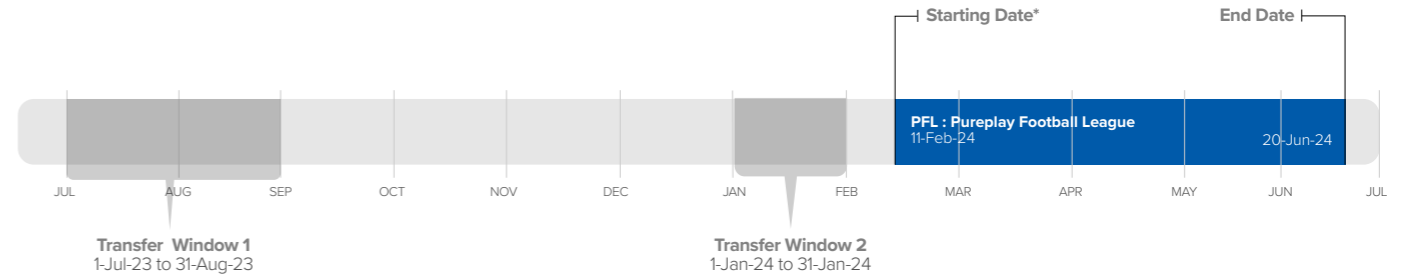
1 CAF Champions League (x1 Q1)
1 CAF Conference Cup (x1 Q1)

Promotion Spots:

N/A

Relegation Spots:

2



* League start delayed due to extraordinary circumstances

Other League's Competitions:

Lower Division(s):

FA-run

Youth Competition(s):

FA-run

Cups:

FA-run

Supercup:

FA-run

Feminine Competition(s):

No Competition

Competitive Balance:

Last Five Champions:

- Fosa Juniors (2022-2023)
- CFFA (2021-2022)
- AS Adema (2020-2021)
- No champion (2019-2020)
- Fosa Juniors (2019)

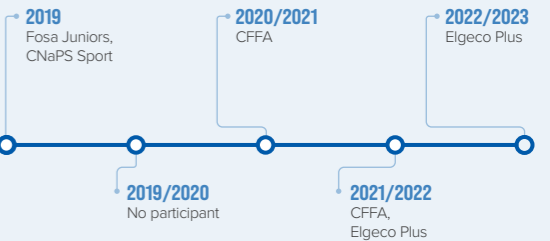
Average Point Difference (between 1st and 2nd across 5 seasons):

4.71 (13.13 games)

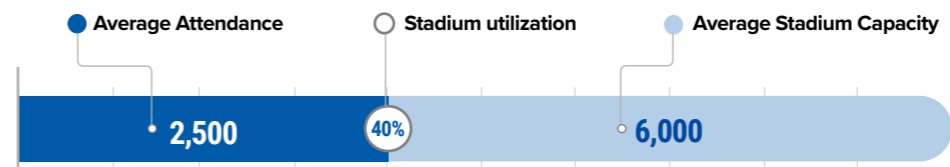
Average Margin of Victory (last season average margin of goals scored versus goals conceded per game)

1.161

Rotation of clubs qualified for continental competitions:



Viewership (Season 2022/23):



Overall Attendance

240,000

Total Viewership: TV - 520,000
OTT - 325,000

Subscription Models and Cost Per Model: N/A

Free to air games: 35

Most followed social media channel: 19,400 Followers

GOVERNANCE

Legal Structure



Type of Structure:
Association

Assembly Composition:
16 Clubs
• 1 member = 1 vote

Board Composition:
Members:
• 1 Elected President
• 2 Elected Vice-Presidents
• 1 Nominated General Secretary
• 4 Nominated Members (will changed with situations)
1 member = 1 vote

Board's Term of Office:
3 Years

President's Term of Office:
3 Years

FA's Vote in League's Assembly:
None

FA's Vote in League's Board:
None

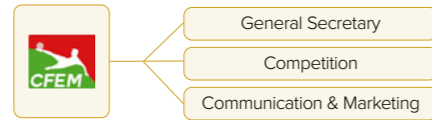
League's/Clubs' Vote in FA's Assembly:
None

League's/Clubs' Vote in FA's Board:
None

Internal Organization

Total Employees:
6

Main Departments:



League's Responsibilities

Fixtures:
League

Players' Registration:
FA

Licensing:
FA

Disciplinary:
League and FA

Financial Control:
League and FA

Refereeing Payments:
Referee - League
VAR - N/A

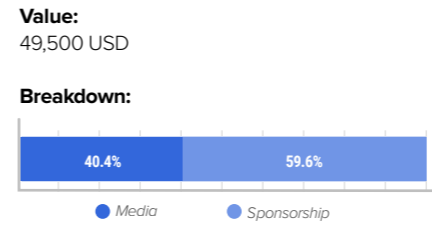
Clubs' Governance

Clubs' Ownership Models:
Company (Domestic Owned) - 10
Association - 2
Public Structure - 4


Multiclub ownership:
None

...FINANCIAL

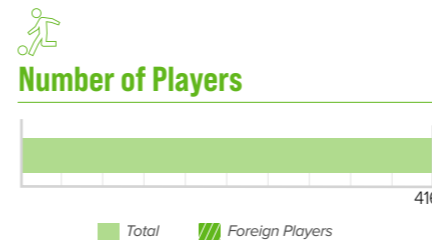
Aggregated Club Revenues Previous Season



International Transfers



PLAYERS' RELATED MATTERS



Team Rules

Squad Size Limit:
30

Loan Limit:
X No

Home-Grown Player Rule:
X No

Nationality Rule:
X No

Other:
X No

Labor Relations

League Collective Representative of Clubs:
X No

Collective Bargaining Agreement:
X No

Labor Dispute Resolution Chamber:
X No

Salary

Average Monthly Salary:
85.20 USD

Legal Minimum Monthly Salary:
48.65 USD / Country law

Salary Cap:
X No

Youth Development

First Professional Contract Age:
18 years old

FINANCIAL

League Budget

Total Generated Revenues:
49,000 USD

League's Operating Costs:
63,000 USD

	Media Rights	Domestic	International
Value per season:	20,000 USD (raise 5% every two years)	N/A	N/A
Contract Term:	2021-2022 to 2030-2031	N/A	N/A
Breakdown:	Season-end raking	N/A	N/A
Ratio First / Last:	14	N/A	N/A

Data Rights

Fast Betting Data Rights:
None

Event Data:
None

Tracking Data:
None

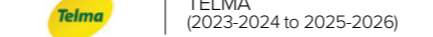
Performance Data:
None

Centralized Sponsorship

Value:
29,500 USD

Breakdown:
Operating Budget

Title Sponsor:



Ball Sponsor:
None

Other sponsor:
KIBO and OTHER
(2023-2024 - 2023-2024)

SOLIDARITY

Payments to Lower Divisions:
X No

Payments to FA:
X No

Direct Payments to Grassroots:
X No

Other Payments:
For Referees & Match Officers:
27,755 USD

DOMESTIC TRAINING REWARDS

Domestic Training Compensation: X No

Levy on Domestic Transfers: X No



NIGERIA

NIGERIA PREMIER FOOTBALL LEAGUE
Year of creation: 1972

Capital: Abuja
Surface Area (km²): 923,768
Currency (Code): Naira (NGN)
Main Language: English
Total Population ('000, 2023): 222,180
GDP (Million USD, 2023): 390,000
GDP per Capita (USD, 2023): 1,760



DUAL YEAR LEAGUE

SEASON 2022/2023

TEAM	MP	W	D	L	F	A	D	P
1. Enyimba	5	2	3	0	8	4	+4	9
2. Remo Stars	5	2	3	0	8	5	+3	9
3. Rivers United	5	2	3	0	6	4	+2	9
4. Sunshine Stars	5	1	2	2	5	7	-2	5
5. Bendel Insurance	5	0	3	2	3	5	-2	3
6. Lobi Stars	5	0	2	3	1	6	-5	2

TEAM	MP	W	D	L	F	A	D	P	TEAM	MP	W	D	L	F	A	D	P
1. Bendel Insurance	18	8	10	0	22	11	+11	34	1. Rivers United	18	9	7	2	24	15	+9	34
2. Remo Stars	18	9	6	3	21	14	+7	33	2. Lobi Stars	18	9	3	6	20	17	+3	30
3. Enyimba	18	9	5	4	25	12	+13	32	3. Sunshine Stars	18	7	6	5	20	14	+6	27
4. Akwa United	18	9	5	4	24	14	+10	32	4. Abia Warriors	18	8	3	7	22	24	-2	27
5. Plateau United	18	7	5	6	29	23	+6	26	5. Doma United	18	7	5	6	15	15	0	26
6. Shooting Stars	18	5	8	5	20	20	0	23	6. Niger Tornadoes	18	6	5	7	16	16	0	23
7. Gombe United	18	4	7	7	10	20	-10	19	7. Bayelsa United	18	6	6	6	24	24	0	21
8. Kwara United	18	4	5	9	11	22	-11	17	8. Enugu Rangers	18	4	9	5	16	16	0	21
9. Nasarawa United	18	3	5	10	15	23	-8	14	9. Wikki Tourists	18	5	4	9	18	23	-5	19
10. El-Kanemi Warriors	18	2	4	12	10	28	-18	10	10. Dakkada	18	3	4	11	15	29	-14	13

Group A

Group B

* Exceptional League format for 2022/2023

- Championship group
- CAF Champions League
- CAF Confederation Cup
- Relegation
- Champion

COMPETITIONS

Nigeria Premier Football League

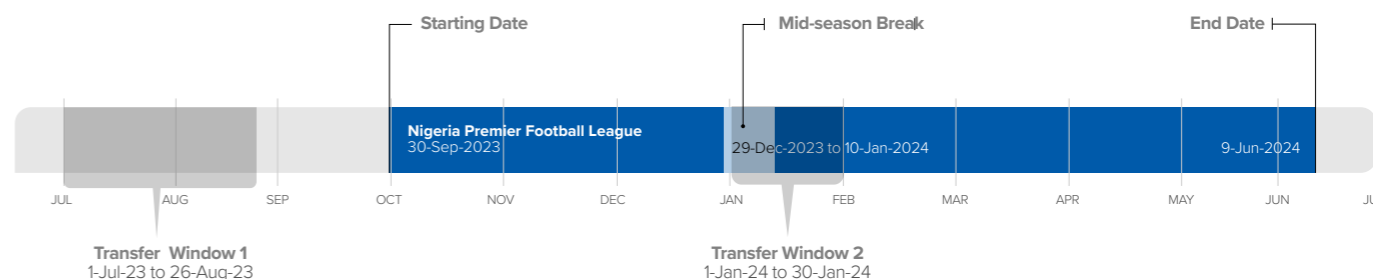
Teams:	20
Matchdays:	38
Regular Season Matchdays:	N/A
Playoff Matchdays:	N/A
Total Matches:	380



TOP DIVISION

Nigeria Premier Football League

Competition Format:	Home / Away
Continental Competitions Spots:	2 CAF Champions League (x2 Q1) 2 CAF Conference Cup (x1 Q1 & x1 Q2)
Promotion Spots:	N/A
Relegation Spots:	4



Other League's Competitions:

- Lower Division(s):** FA-run
- Youth Competition(s):** Yes (U15 and U17)
- Cups:** Yes, with FA
- Supercup:** Yes
- Feminine Competition(s):** FA-run



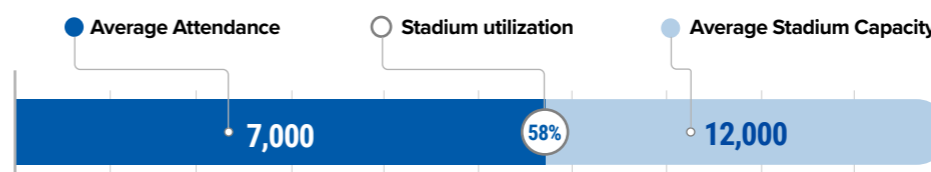
Competitive Balance:

- Last Five Champions:**
 - Enyimba (2022-2023)
 - Rivers United (2021/2022)
 - Akwa United (2020/2021)
 - No Winner (2019/2020)
 - Enyimba (2019)
- Average Point Difference (between 1st and 2nd across 5 seasons):** 5.13 (28.2 games)
- Average Margin of Victory (last season average margin of goals scored versus goals conceded per game):** 1.031

Rotation of clubs qualified for continental competitions:



Viewership (Season 2022/23):



Overall Attendance

2,660,000

Total Viewership: Not available

Free to air games: None

Subscription Models and Cost Per Model: Monthly - StarTims [TV] - 4.36 USD (5,000 NGN)
Monthly - NPFL Live - 2.09 USD (2,400 NGN)

Most followed social media channel: 4,327 Followers

GOVERNANCE

Legal Structure

Date of Creation:


Type of Structure:
 Private Company

Assembly Composition:
 20 members:
 • 1st Tier Clubs (20)
 1 member = 1 vote


Board Composition:
 7 members:
 • Executive Secretary (No voting rights)
 • Chairman
 • Independent Directors (3)
 • Club Directors (3)
 1 member = 1 vote


Board's Term of Office:
 2 Years (extension is subject to performance)

President's Term of Office:
 2 Years

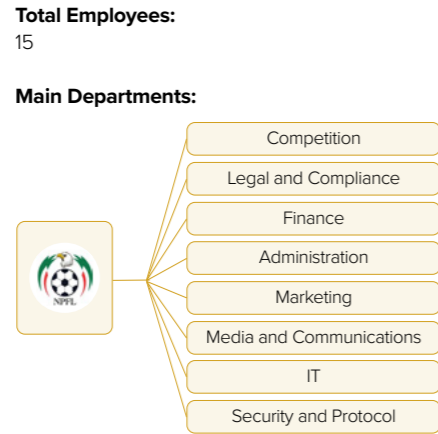
FA's Vote in League's Assembly:
 None

FA's Vote in League's Board:
 None

League's/Clubs' Vote in FA's Assembly:

 • League has voting power

League's/Clubs' Vote in FA's Board:

 • Chairman of league is FA's Vice- President

Internal Organization



League's Responsibilities

Fixtures:
 League

Players' Registration:
 League and FA

Licensing:
 League and FA
 • 1st Instance by League
 • 2nd Instance by FA

Disciplinary:
 League and FA
 • Appeal with FA

Financial Control:
 League

Refereeing Payments:
 Referee - League
 VAR - N/A

Clubs' Governance

Clubs' Ownership Models:
 Company (Domestic Owned) - 3
 Public Structure - 17

Multiclub ownership:
 2

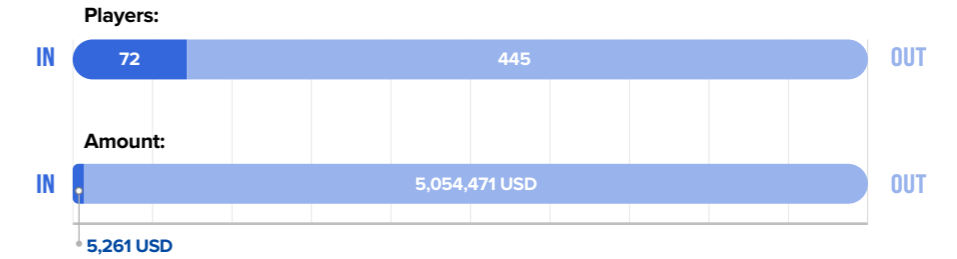
...FINANCIAL

Aggregated Club Revenues Previous Season

Value:
 Not available

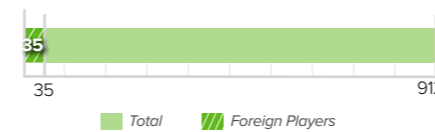
Breakdown:
 Not available

International Transfers



PLAYERS' RELATED MATTERS

Number of Players



Team Rules

Squad Size Limit:
 40 max.

Loan Limit:
 4 in
 • 1 from same club

Home-Grown Player Rule:
 5 min. U-18
 • Bonuses for fielding U-18 for 15 mn

Nationality Rule:
 5 Foreigners max.
 • Except ECOWAS

Other:
 2 Elite players / squad
 • League pays part of players' salaries that played for national team and in Europe's top clubs

Labor Relations

League Collective Representative of Clubs:
 Yes

Collective Bargaining Agreement:
 No

Labor Dispute Resolution Chamber:
 Yes
 • 1st Instance - League
 • 2nd Instance - FA's Justice Body

Salary

Average Monthly Salary:
 964 USD

Legal Minimum Monthly Salary:
 350 USD

Salary Cap:
 No

Youth Development

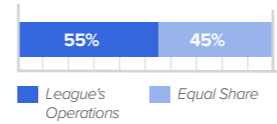
First Professional Contract Age:
 18 years old

FINANCIAL

League Budget

Total Generated Revenues:
 **2.75 M USD**

League's Operating Costs:
 **2.5 M USD**

	Media Rights	Domestic	International
CENTRALIZATION: YES	Value per season:	1.35 M USD OTT - 150,00 USD + 65% of revenue	Not sold
	Contract Term:	2023 - 2028	Not sold
	Breakdown:		Not sold
	Ratio First / Last:	1	Not sold

Data Rights

Fast Betting Data Rights:
 Genius Sports

Event Data:
 None

Tracking Data:
 None

Performance Data:
 None

Centralized Sponsorship

Value:
 300,000 USD

Breakdown:



Title Sponsor:
 None

Ball Sponsor:
 None

Other sponsor:
 None

SOLIDARITY

Payments to Lower Divisions: No

Payments to FA: No

Direct Payments to Grassroots: No

Other Payments: No

DOMESTIC TRAINING REWARDS

Domestic Training Compensation: No

Levy on Domestic Transfers: No



SOUTH AFRICA

PREMIER SOCCER LEAGUE
Year of creation: 1985

Capital: Pretoria
Surface Area (km²): 1,221,037
Currency (Code): Rand (ZAR)
Main Language: Zulu; Xhosa; Afrikaans;
Sepedi; Setswana; English; Sesotho;
Xitsonga Swati; Tshivenda; Ndebele
Total Population (*000, 2023): 61,530
GDP (Million USD, 2023): 380,910
GDP per Capita (USD, 2023): 6,190



SEASON 2023/2024

DUAL YEAR LEAGUE

TEAM

TEAM	MP	W	D	L	F	A	D	P
1. Mamelodi Sundowns	30	22	7	1	51	10	+41	73
2. Orlando Pirates	30	14	8	8	45	27	+18	50
3. Stellenbosch	30	14	8	8	39	24	+15	50
4. Sekhukhune United	30	12	9	9	31	24	+7	45
5. Cape Town City	30	12	9	9	29	25	+4	45
6. TS Galaxy	30	12	8	10	30	24	+6	44
7. SuperSport United	30	11	11	8	35	33	+2	44
8. Polokwane City	30	9	12	9	21	27	-6	39
9. Golden Arrows	30	10	8	12	32	43	-11	38
10. Kaizer Chiefs	30	9	9	12	25	30	-5	36
11. AmaZulu	30	8	12	10	24	30	-6	36
12. Chippa United	30	8	10	12	29	30	-1	34
13. Royal AM	30	9	6	15	24	43	-19	33
14. Moroka Swallows	30	8	8	14	24	36	-12	32
15. Richards Bay	30	8	6	16	24	37	-13	30
16. Cape Town Spurs	30	6	5	19	23	43	-20	23

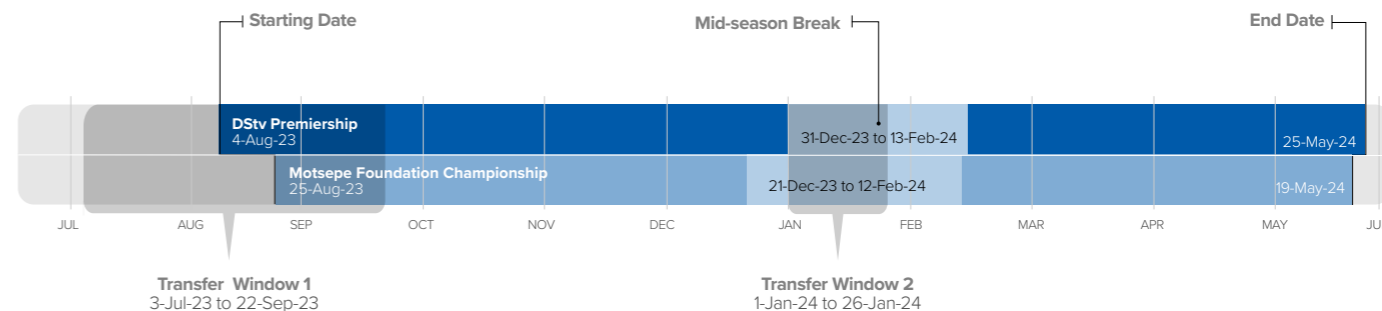
CAF Champions League
 CAF Conference Cup
 Relegation Playoff
 Relegation
 Champion



TOP DIVISION

LOWER DIVISION

	DStv Premiership	Motsepe Foundation Championship
Competition Format:	Home / Away	Home / Away
Continental Competitions Spots:	2 CAF Champions League (x1 Q1 & x1 Q2) 2 CAF Conference Cup (x1 Q1 & x1 Q2)	N/A
Promotion Spots:	N/A	1 + 1 Playoff
Relegation Spots:	1 + 1 Playoff	2



Other League's Competitions:

Lower Division(s):
Motsepe Foundation Championship (2nd Tier)

Youth Competition(s):
DStv Diski Challenge (reserve teams of 1st Tier)

Cups:
MTN8 (Top 8 from 1st Tier)
Nedbank Cup (1st Tier, Top 8 from 2nd and 3rd Tier (8 from SAFA))
Caling Knockout (1st Tier)

Supercup:
No

Feminine Competition(s):
FA-run



Competitive Balance:

Last Five Champions:

- Mamelodi Sundowns (2023/2024)
- Mamelodi Sundowns (2022/2023)
- Mamelodi Sundowns (2021/2022)
- Mamelodi Sundowns (2020/2021)
- Mamelodi Sundowns (2019/2020)

Average Point Difference (between 1st and 2nd across 5 seasons):
14 (30 games)

Average Margin of Victory (last season average margin of goals scored versus goals conceded per game)
1.158


Rotation of clubs qualified for continental competitions:



COMPETITIONS

	DStv Premiership	Motsepe Foundation Championship
Teams:	16	16
Matchdays:	30 • 34 for relegation playoff club	30 • 34 for promotion playoff clubs
Regular Season Matchdays:	N/A	N/A
Playoff Matchdays:	N/A	N/A
Total Matches:	240	240

Average Attendance Stadium utilization Average Stadium Capacity



Overall Attendance

DStv Premiership: 1,649,496
Motsepe Foundation Championship: 365,863

Total Viewership: Not available

Subscription Models and Cost Per Model: Monthly - DStv - from 20.98 USD (399 ZAR)

Free to air games: 22

Most followed social media channel: 1.4 M Followers

GOVERNANCE

Legal Structure



Type of Structure:
Private Association

Assembly Composition:
32 members:
• 1st Tier Clubs (16)
• 2nd Tier Clubs (16)
1 member = 1 vote

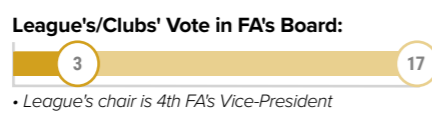
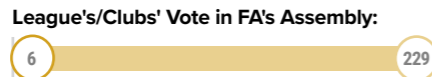
Board Composition:
7 members:
• CEO
• Chairperson
• Club Representatives (7)
1 member = 1 vote

Board's Term of Office:
4 Years

President's Term of Office:
4 Years


FA's Vote in League's Assembly:
None

FA's Vote in League's Board:
None



Internal Organization

Total Employees:
33



League's Responsibilities

Fixtures:
League

Players' Registration:
League

Licensing:
League

Disciplinary:
League and FA
• Appeal with FA

Financial Control:
League

Refereeing Payments:
Referee - League
VAR - League

Clubs' Governance

Clubs' Ownership Models:
Company (Domestic Owned) - 15
Trust - 1

Multiclub ownership:
None

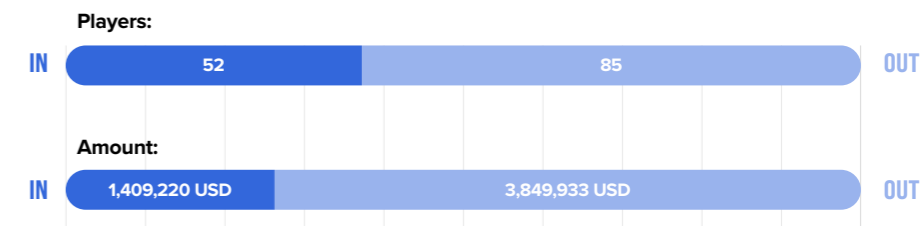
...FINANCIAL

Aggregated Club Revenues Previous Season

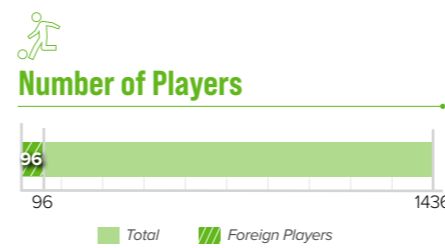
Value:
Not available

Breakdown:
Not available

International Transfers



PLAYERS' RELATED MATTERS



Nationality Rule:
5 Foreigners max.

Other:
X No

Team Rules

Squad Size Limit:
X No

Loan Limit:
In - 5 per season; out no limit; between same clubs - 5 per season

Home-Grown Player Rule:
X No

Labor Relations

League Collective Representative of Clubs:
✓ Yes

Collective Bargaining Agreement:
✓ Yes
• With South African Player's Union: SAFFPU

Labor Dispute Resolution Chamber:
✓ Yes
• 1st Instance - League
• 2nd Instance - SAFA Arbitration Tribunal

Salary

Average Monthly Salary:
3,444 USD

Legal Minimum Monthly Salary:
X No

Salary Cap:
X No

Youth Development

First Professional Contract Age:
16 years old

FINANCIAL

League Budget

Total Generated Revenues:
Confidential

League's Operating Costs:
Confidential

	Media Rights	Domestic	International
CENTRALIZATION: YES	Value per season:	Confidential	Confidential
	Contract Term:	Confidential	Confidential
	Breakdown:	<p>• Additional prize money on Sporting Merit</p>	Confidential
	Ratio First / Last:	Confidential	Confidential

Data Rights

Fast Betting Data Rights:
Confidential

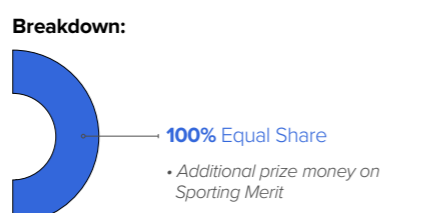
Event Data:
Confidential

Tracking Data:
Confidential

Performance Data:
Confidential

Centralized Sponsorship

Value:
Confidential



Title Sponsor:
DStv | DStv

Ball Sponsor:
None
• Each team provides its own preference of ball

Other sponsor:
Nedbank, MTN, Carling Beer

SOLIDARITY

Payments to Lower Divisions:
X No

Payments to FA:
677,966 USD

Direct Payments to Grassroots:
Varying contributions to national association for use in development

Other Payments:
67,797 USD
• National Defence Force Education Trust

DOMESTIC TRAINING REWARDS

Domestic Training Compensation: ✓ Yes
• Premier Division 3,444 USD / year
• National First Division 1,722 USD / year

Levy on Domestic Transfers: X No



ZIMBABWE

ZIMBABWE PREMIER SOCCER LEAGUE
Year of creation: 1992

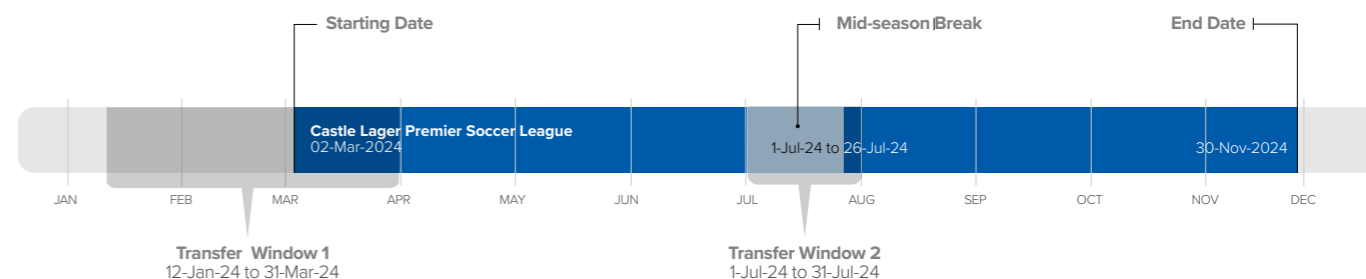
Capital: Harare
Surface Area (km²): 390,757
Currency (Code): Zimbabwe Dollar (ZWL)
Main Language: Shona; Ndebele; English;
Chewa; Chibarwe; Kalanga; Koisan;
Nambya; Ndau; Shangani; Sotho; Tonga;
Tswana; Venda; Xhosa
Total Population ('000, 2023): 16,600
GDP (Million USD, 2023): 32,420
GDP per Capita (USD, 2023): 2,010



TOP DIVISION

Castle Lager Premier Soccer League

Competition Format:	Home / Away
Continental Competitions Spots:	1 CAF Champions League (x1 Q1) 1 CAF Confederation Cup (x1 Q1)
Promotion Spots:	N/A
Relegation Spots:	4



SEASON 2023

CALENDAR YEAR LEAGUE

TEAM	MP	W	D	L	F	A	D	P
1. Ngezi Platinum	34	20	6	8	45	23	+22	66
2. Manica Diamonds	34	16	10	8	42	23	+19	58
3. Dynamos	34	15	12	7	37	16	+21	57
4. Platinum	34	15	10	9	37	29	+8	55
5. Highlanders	34	14	13	7	24	22	+2	55
6. Herentals	34	14	9	11	38	33	+5	51
7. Chicken Inn	34	11	16	7	35	26	+9	49
8. CAPS United	34	11	13	10	37	32	+5	46
9. Hwange	34	12	9	13	27	27	+0	45
10. Green Fuel	34	11	10	13	27	34	-7	43
11. Kariba	34	11	8	15	27	48	-21	41
12. Simba Bhora	34	9	13	12	29	27	+2	40
13. Bulawayo Chiefs	34	10	10	14	37	39	-2	40
14. Yadah	34	12	4	18	35	46	-11	40
15. Black Rhinos	34	9	11	14	27	37	-10	38
16. Triangle United	34	6	17	11	24	36	-12	35
17. Sheasham	34	7	14	13	23	36	-13	35
18. Cranborne Bullets	34	6	9	19	16	33	-17	27

● Relegation
Ⓢ Champion



Other League's Competitions:

- Lower Division(s):** FA-run
- Youth Competition(s):** FA-run
- Cups:** Chibuku Cup (1st Tier)
- Supercup:** Yes
- Feminine Competition(s):** FA-run



Competitive Balance:

- Last Five Champions:**
 - Ngezi Platinum (2023)
 - FC Platinum (2021/2022)
 - No competition (2020)
 - FC Platinum (2019)
 - FC Platinum (2018)

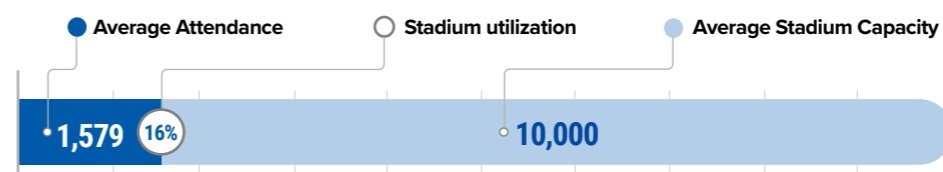
Average Point Difference (between 1st and 2nd across 5 seasons):
9 (34 games)

Average Margin of Victory (last season average margin of goals scored versus goals conceded per game)
0.967

Rotation of clubs qualified for continental competitions:



Viewership (Season 2023):



Overall Attendance

509,996

Total Viewership: Not available

Free to air games: None

Subscription Models and Cost Per Model: Monthly - DSTV - from 8 USD

Most followed social media channel: Facebook
140,000 Followers


COMPETITIONS

Castle Lager Premier Soccer League

Teams:	18
Matchdays:	34
Regular Season Matchdays:	N/A
Playoff Matchdays:	N/A
Total Matches:	306

GOVERNANCE

Legal Structure

Date of Creation:


Type of Structure:
 Semi-autonomous institution within the FA

Assembly Composition:
 18 members:
 • 1st Tier Clubs
 • 1 member = 1 vote

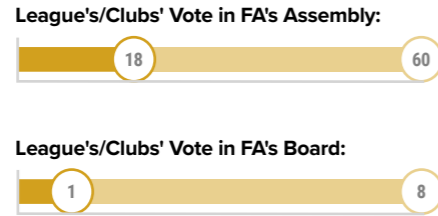
Board Composition:
 No Board

Board's Term of Office:
 Does Not Apply

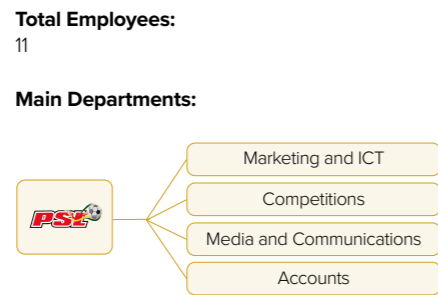
President's Term of Office:
 Does Not Apply

FA's Vote in League's Assembly:
 None

FA's Vote in League's Board:
 None



Internal Organization



League's Responsibilities

Fixtures:
 League

Players' Registration:
 League

Licensing:
 FA

Disciplinary:
 League and FA
 • Appeal with FA

Financial Control:
 League

Refereeing Payments:
 Referee - Club through League
 VAR - N/A

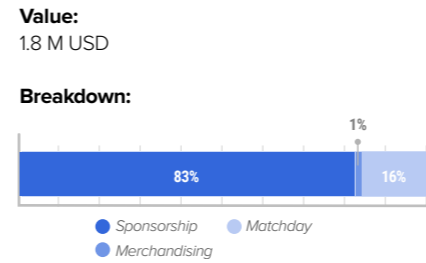
Clubs' Governance

Clubs' Ownership Models:
 Company (Domestic Owned) - 16
 Association - 2

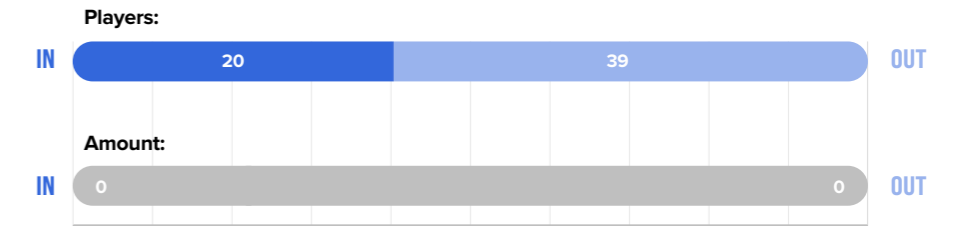
Multiclub ownership:
 None

...FINANCIAL

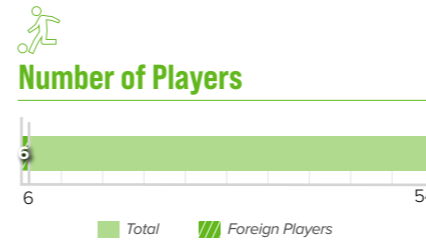
Aggregated Club Revenues Previous Season



International Transfers



PLAYERS' RELATED MATTERS



Other:
 5 U-19 min.
 • If club does not follow this rule, then squad size limit decreases to 25 max.

Team Rules

Squad Size Limit:
30 max.

Loan Limit:
X No

Home-Grown Player Rule:
X No

Nationality Rule:
5 Foreigners max.

Labor Relations

League Collective Representative of Clubs:
X No

Collective Bargaining Agreement:
 ✓ Yes
 • With Footballers Union of Zimbabwe

Labor Dispute Resolution Chamber:
 ✓ Yes
 • Under FA's jurisdiction

Salary

Average Monthly Salary:
200 USD

Legal Minimum Monthly Salary:
X No

Salary Cap:
X No

Youth Development

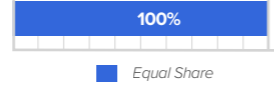
First Professional Contract Age:
18 years old

FINANCIAL

League Budget

Total Generated Revenues:
1.5 M USD

League's Operating Costs:
436,977 USD

	Media Rights	Domestic	International
CENTRALIZATION: YES	Value per season:	0 USD	Not sold
	Contract Term:	2024	Not sold
	Breakdown:		Not sold
	Ratio First / Last:	1	Not sold

Data Rights

Fast Betting Data Rights:
None

Event Data:
None

Tracking Data:
None

Performance Data:
None

Centralized Sponsorship

Value:
1.5 M USD

Breakdown:



Title Sponsor:
 Castle Lager (2024-2026)

Ball Sponsor:
 None
 • Each team provides its own preference of ball

Other sponsor:
 Chibuku (2024-2026)

SOLIDARITY

Payments to Lower Divisions: X No

Payments to FA: 10,000 USD Annual Affiliation Fees, 55,000 USD Player Registration Fees and 6% of Gross Gate Takings Levy

Direct Payments to Grassroots: 33,410 USD
 • Affiliation, players registration and match levies

Other Payments: 25,250 USD
 • Sports and Recreation Commission's levies

DOMESTIC TRAINING REWARDS

Domestic Training Compensation: X No

Levy on Domestic Transfers: X No

ASIA AND AUSTRALIA



AUSTRALIA



INDIA



JAPAN



MALAYSIA



QATAR



REPUBLIC OF KOREA



SAUDI ARABIA



THAILAND



UNITED ARAB EMIRATES



UZBEKISTAN





AUSTRALIA

AUSTRALIAN PROFESSIONAL LEAGUES
Year of creation: 2005

Capital: Canberra
Surface Area (km²): 7,692,060
Currency (Code): Australian Dollar (AUD)
Main Language: English
Total Population ('000, 2023): 26,930
GDP (Million USD, 2023): 1,690,000
GDP per Capita (USD, 2023): 62,600



SEASON 2023/2024

DUAL YEAR LEAGUE

TEAM	MP	W	D	L	F	A	D	P
1. Central Coast Mariners	27	17	4	6	49	27	+22	55
2. Wellington Phoenix	27	15	8	4	42	26	+16	53
3. Melbourne Victory	27	10	12	5	43	33	+10	42
4. Sydney FC	27	12	5	10	52	41	+11	41
5. Macarthur FC	27	11	8	8	45	48	-3	41
6. Melbourne City	27	11	6	10	50	38	+12	39
7. Western Sydney Wanderers	27	11	4	12	44	48	-4	37
8. Adelaide United	27	9	5	13	52	53	-1	32
9. Brisbane Roar	27	8	6	13	42	55	-13	30
10. Newcastle Jets	27	6	10	11	39	47	-8	28
11. Western United	27	7	5	15	36	55	-19	26
12. Perth Glory	27	5	7	15	46	69	-23	22

- AFC Champions League Elite
- AFC Champions League 2
- Playoff
- C Champion

COMPETITIONS

Teams:

12

Matchdays:

31

Regular Season Matchdays:

27

Playoff Matchdays:

4

Total Matches:

169

Isuzu Ute A-League Men

APL

TOP DIVISION

Isuzu Ute A-League Men

Competition Format:

Mixed:
1st Stage: 27 matchdays
2nd Stage: 3rd to 6th start playoffs, the winners are playing 1st and 2nd

Continental Competitions Spots:

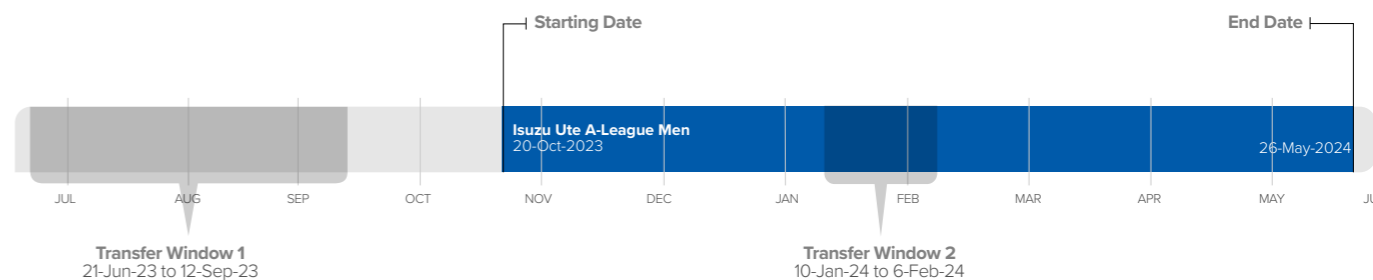
1 AFC Champions League Elite (x1 LS)
1 Champions League 2 (x1 GS)

Promotion Spots:

N/A

Relegation Spots:

N/A



Other League's Competitions:

Lower Division(s):

No

Youth Competition(s):

Yes (but has not yet been reactivated since COVID instigated pause)

Cups:

FA-run

Supercup:

Not existing

Feminine Competition(s):

Yes



Competitive Balance:

Last Five Champions:

- Central Coast Mariners (2023/24)
- Central Coast Mariners (2022/23)
- Western United (2021/22)
- Melbourne City FC (2020/21)
- Sydney FC (2019/20)

Average Point Difference (between 1st and 2nd across 5 seasons):

4.4 (26.2 games)

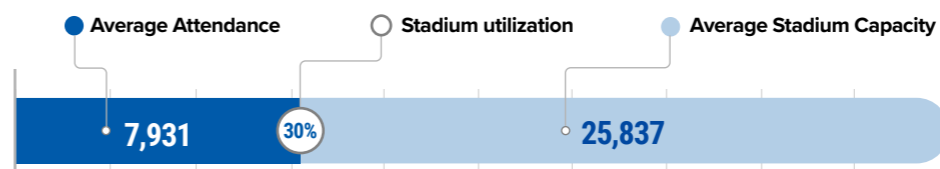
Average Margin of Victory (last season average margin of goals scored versus goals conceded per game):

1.391

Rotation of clubs qualified for continental competitions:



Viewership (Season 2022/23):



Overall Attendance

1,292,733

Total Viewership: FTA - 3.25 M
OTT - Confidential

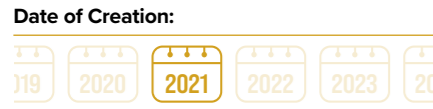
Subscription Models and Cost Per Model: Paramount+
• Annual - 89.99 USD
• Monthly payment 9.99 USD

Most followed social media channel: 796,000 Followers

Free to air games: 58

GOVERNANCE

Legal Structure



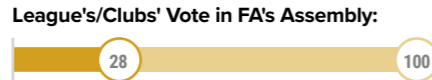
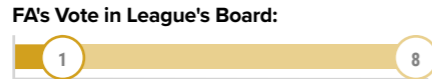
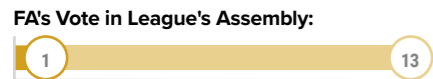
Type of Structure:
Separate entity with clubs owning equal shares and includes part FA ownership

Assembly Composition:
13 members:
• 1st Tier Clubs
• FA
1 member = 1 vote

Board Composition:
8 members:
• Chairman
• Club Representatives (5)
• Private Equity Fund Representative
• FA
1 member = 1 vote

Board's Term of Office:
2 Years

President's Term of Office:
2 Years

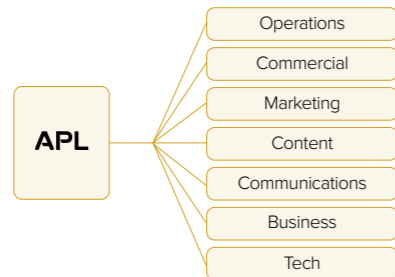


League's/Clubs' Vote in FA's Board:
None

Internal Organization

Total Employees:
54

Main Departments:



League's Responsibilities

Fixtures:
League and FA

Players' Registration:
League and FA

Licensing:
League and FA

Disciplinary:
FA

Financial Control:
League

Refereeing Payments:
Referee - FA invoice League
VAR - FA invoice League

Clubs' Governance

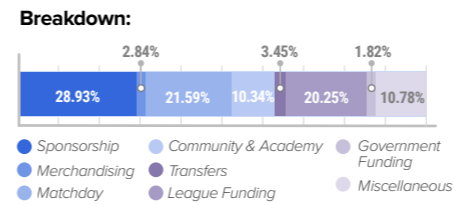
Clubs' Ownership Models:
Company (Domestic Owned) - 7
Company (Foreign Owned) - 5

Multiclub ownership:
1

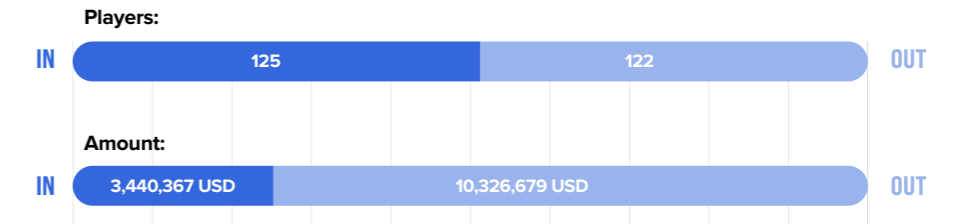
...FINANCIAL

Aggregated Club Revenues Previous Season

Value:
88.53 M USD (136.35 M AUD)

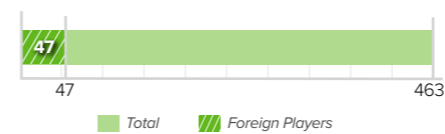


International Transfers



PLAYERS' RELATED MATTERS

Number of Players



- 232 on senior roster (professionals)
- 78 Scholarship Players on youth roster (professionals)
- 153 amateur players on youth roster (amateurs)
- Total = 463 (310 professionals and 153 amateur players)

Team Rules

Squad Size Limit:
23 max. on senior roster
18 min. on senior roster
• +16 scholarship players max. i.e. youth professional contracts on youth

Loan Limit:
Domestic: 2 in | 2 out to other league's clubs, max 8 domestically
International: 8 in | 8 out

Home-Grown Player Rule:
4 optional, money exempted from salary cap.
• Player must have never been registered in another club/academy to be eligible.

Nationality Rule:
5 Foreigners max.

Other:
Max 5 foreign players on the senior roster (no foreign players allowed on youth roster)

Labor Relations

League Collective Representative of Clubs:
✓ Yes
• Australian Professional Leagues

Collective Bargaining Agreement:
✓ Yes
• With Player's Association (Professional Footballers Australia or PFA)

Labor Dispute Resolution Chamber:
✓ Yes
• Under FA's jurisdiction

Salary

Average Monthly Salary:
8,881 USD (13,678 AUD) across senior and youth roster
11,130 USD (17,142 AUD) for players on the senior roster
2,730 USD (4,205 AUD) for players on the youth roster

Legal Minimum Monthly Salary:
✓ Yes
• Senior roster - Linked to CBA, based on age from 2,435 USD to 3,449 USD (3,750 AUD to 5,312 AUD)
• Youth Roster - Linked to country law and dependent on age from 1,015 USD to 2,758 USD (1,562 AUD to 4,246 AUD)

Salary Cap:
Salary Floor is 1.46 M USD (2.25 M AUD) for all Clubs
Salary Cap for all Clubs outside of Macarthur and Western United (Expansion Clubs) is 1.69 M USD (2.60 M AUD)
Macarthur's Salary Cap is 1.88 M USD (2.9 M AUD) and Western United's is 1.82 M USD (2.8 M AUD)

Youth Development

First Professional Contract Age:
15-17 years old - Is subject to each state's legislation for schooling/employment as not mandated by the League

FINANCIAL

League Budget

Total Generated Revenues:
44.15 M USD (68 M AUD)

League's Operating Costs:
Confidential

Data Rights

Fast Betting Data Rights:
IMG Arena

Event Data:
Stats Perform & Wyscout

Tracking Data:
None

Performance Data:
None

	Media Rights	Domestic	International
CENTRALIZATION: YES	Value per season:	19.5 M USD (30 M AUD)	2.27 M USD (3.5 M AUD)
	Contract Term:	2021/22 - 2025/26	Annual
	Breakdown:		Retained by league
	Ratio First / Last:	1	N/A

Centralized Sponsorship

Value:
10.71 M USD (16.5 M AUD)

Breakdown:
Retained by league

Title Sponsor:
 Isuzu Ute (2021/22 to 2023/24)

Ball Sponsor:
 Nike (2021/22 to 2023/24)

Other sponsor:
Liberty, McDonalds, E-TORO

SOLIDARITY

Payments to Lower Divisions:
✗ No

Payments to FA:
1.43 M USD (2.2 M AUD)
• To FA per annum; this figure represents 10% of broadcast revenue

Direct Payments to Grassroots:
✗ No

Other Payments:
✓ Yes
• To FA, 10% of international transfers for Australian Players only

DOMESTIC TRAINING REWARDS

Domestic Training Compensation:
✓ Yes
• Ad-hoc system

Levy on Domestic Transfers: • N/A



INDIA

INDIAN SUPER LEAGUE
Year of creation: 2013

Capital: New Delhi
Surface Area (km²): 3,287,263
Currency (Code): Indian Rupee (INR)
Main Language: Hindi; Others
Total Population ('000, 2023): 1,430,000
GDP (Million USD, 2023): 3,730,000
GDP per Capita (USD, 2023): 2,610



SEASON 2023/2024

DUAL YEAR LEAGUE

TEAM	MP	W	D	L	F	A	D	P
1. Mohun Bagan SG	22	15	3	4	47	26	+21	48
2. Mumbai City FC	22	14	5	3	42	19	+23	47
3. FC Goa	22	13	6	3	39	21	+18	45
4. Odisha FC	22	11	6	5	35	23	+12	39
5. Kerala Blasters FC	22	10	3	9	32	31	+1	33
6. Chennaiyin FC	22	8	3	11	26	36	-10	27
7. NorthEast United FC	22	6	8	8	28	32	-4	26
8. Punjab FC	22	6	6	10	28	35	-7	24
9. East Bengal FC	22	6	6	10	27	29	-2	24
10. Bengaluru FC	22	5	7	10	20	34	-14	22
11. Jamshedpur FC	22	5	6	11	27	32	-5	21
12. Hyderabad FC	22	1	5	16	10	43	-33	8

AFC Champions League 2
 Playoff
 Champion
 Final Winner

COMPETITIONS

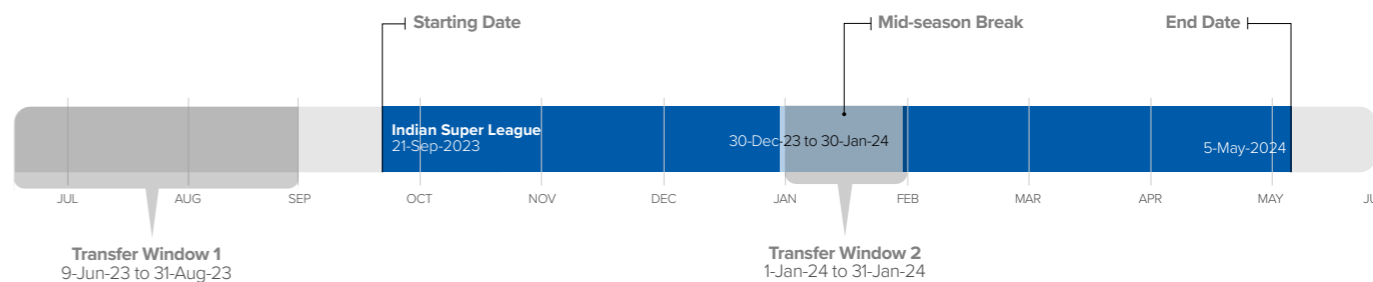
	Indian Super League
Teams:	12
Matchdays:	26
Regular Season Matchdays:	22
Playoff Matchdays:	4
Total Matches:	139



TOP DIVISION

Indian Super League

Competition Format:	Home / Away + Playoffs • Teams 3 to 6 play knockout, teams 1 and 2 join on semi-final
Continental Competitions Spots:	2 AFC Champions League 2 (x1 QS, x1 PO)
Promotion Spots:	N/A
Relegation Spots:	None



Other League's Competitions:

Lower Division(s):

FA-run

Youth Competition(s):

FA-run

Cups:

FA-run

Supercup:

FA-run

Feminine Competition(s):

FA-run



Competitive Balance:

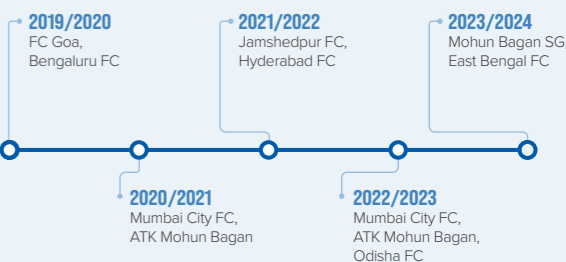
Last Five Champions:

- Mohun Bagan (League Winner), Mumbai City (Final winner) (2023/24)
- Mumbai City (League), ATK Mohun Bagan (Final) (2022/23)
- Jamshedpur (League), Hyderabad (Final) (2021/22)
- Mumbai City (League and Final) (2020/21)
- Goa (League), ATK (Final) (2019/20)

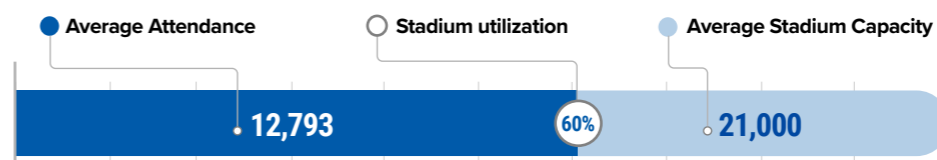
Average Point Difference (between 1st and 2nd across 5 seasons):
3 (20 games)

Average Margin of Victory (last season average margin of goals scored versus goals conceded per game):
1.317

Rotation of clubs qualified for continental competitions:



Viewership (Season 2022/23):



Overall Attendance

1,496,781

Total Viewership: TV - 121 M


Subscription Models and Cost Per Model: Various

Free to air games: None

Most followed social media channel: 4.6 M Followers


GOVERNANCE

Legal Structure

Date of Creation:

Type of Structure:
 Public Limited Company (not state-owned)
Assembly Composition:
 None
Board Composition:
 6 members:
 • League Directors (4)
 • Independent Directors (2)
 1 member = 1 vote
Board's Term of Office:
 None
President's Term of Office:
 N/A
FA's Vote in League's Assembly:
 N/A
FA's Vote in League's Board:
 None

League's/Clubs' Vote in FA's Assembly:
 None
League's/Clubs' Vote in FA's Board:
 None

Internal Organization



League's Responsibilities

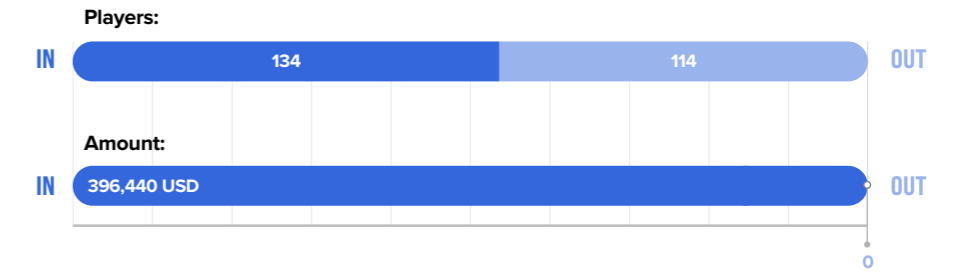
Fixtures:
 League
Players' Registration:
 FA
Licensing:
 FA
Disciplinary:
 FA and League
 • Refereeing to FA
 • Operations to League
 • Regulations and other to both as applicable
Financial Control:
 League
Refereeing Payments:
 Referee - League
 VAR - No VAR
Clubs' Governance
Clubs' Ownership Models:
 Company (Domestic/Foreign Owned) - 12
Multiclub ownership:
 1

...FINANCIAL

Aggregated Club Revenues Previous Season


Value:
 Confidential
Breakdown:
 Confidential

International Transfers



PLAYERS' RELATED MATTERS

Number of Players



Team Rules

Squad Size Limit:
 Min 25 and Max 35
 (Reserve Player List and Free Agents could be added to the squad at any point during the season subject to the above limits)

Loan Limit:
 X No

Home-Grown Player Rule:
 X No

Nationality Rule:
 Min 5 and Max 6 Foreigners, out of this 1 mandatory AFC
 (Max 4 foreigners in starting 11)

Other:
 Development Player: U-23
 Min 5 in the Squad List for the season and Min 2 on the Start List per match (starting 11 or sub)

Labor Relations

League Collective Representative of Clubs:
 X No
Collective Bargaining Agreement:
 X No
Labor Dispute Resolution Chamber:
 X No

Salary

Average Monthly Salary:
 4,950 USD
Legal Minimum Monthly Salary:
 X No

Salary Cap:
 ✓ Yes
 There is a salary cap of 1.98 M USD (165 M Rupee). Calculation includes total sum of player's salary/fees, individual performance bonus, agent/intermediary fees, and separate arrangement.

Youth Development

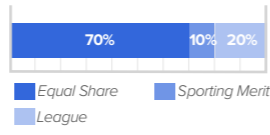
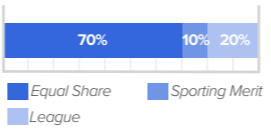
First Professional Contract Age:
 16 years old - if contract is co-signed by his/her parents and/or legal guardians.

FINANCIAL

League Budget

Total Generated Revenues:
 Confidential

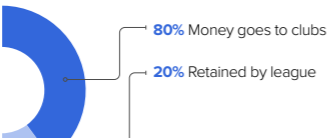

League's Operating Costs:
 14 M USD

	Media Rights	Domestic	International
CENTRALIZATION: YES	Value per season:	Confidential	Confidential
	Contract Term:	2023/24 - 2024/25	2023/24 - 2024/25
	Breakdown:		
	Ratio First / Last:	1:14	1:14

Data Rights

Fast Betting Data Rights:
 Sportradar
Event Data:
 None
Tracking Data:
 None
Performance Data:
 None

Centralized Sponsorship

Value:
 Confidential
Breakdown:

Title Sponsor:
 None
Ball Sponsor:
 Nivia (2018 to 2025)
Other sponsor:
 None

SOLIDARITY

Payments to Lower Divisions: X No
Payments to FA: X No
Direct Payments to Grassroots: X No
Other Payments: X No

DOMESTIC TRAINING REWARDS

Domestic Training Compensation: ✓ Yes (by FA)
Levy on Domestic Transfers: X No



JAPAN

J.LEAGUE
Year of creation: 1993

Capital: Tokyo
Surface Area (km²): 377,930
Currency (Code): Yen (JPY)
Main Language: Japanese
Total Population ('000, 2023): 124,620
GDP (Million USD, 2023): 4,230,000
GDP per Capita (USD, 2023): 33,950



CALENDAR YEAR LEAGUE

TEAM	MP	W	D	L	F	A	D	P
1. Vissel Kobe	34	21	8	5	60	29	+31	71
2. Yokohama F. Marinos	34	19	7	8	63	40	+23	64
3. Sanfrecce Hiroshima	34	17	7	10	42	28	+14	58
4. Urawa Red Diamonds	34	15	12	7	42	27	+15	57
5. Kashima Antlers	34	14	10	10	43	34	+9	52
6. Nagoya Grampus	34	14	10	10	41	36	+5	52
7. Avispa Fukuoka	34	15	6	13	37	43	-6	51
8. Kawasaki Frontale	34	14	8	12	51	45	+6	50
9. Cerezo Osaka	34	15	4	15	39	34	+5	49
10. Albirex Niigata	34	11	12	11	36	40	-4	45
11. FC Tokyo	34	12	7	15	42	46	-4	43
12. Hokkaido Consadole Sapporo	34	10	10	14	56	61	-5	40
13. Kyoto Sanga	34	12	4	18	40	45	-5	40
14. Sagan Tosu	34	9	11	14	43	47	-4	38
15. Shonan Bellmare	34	8	10	16	40	56	-16	34
16. Gamba Osaka	34	9	7	18	38	61	-23	34
17. Kashiwa Reysol	34	6	15	13	33	47	-14	33
18. Yokohama FC	34	7	8	19	31	58	-27	29

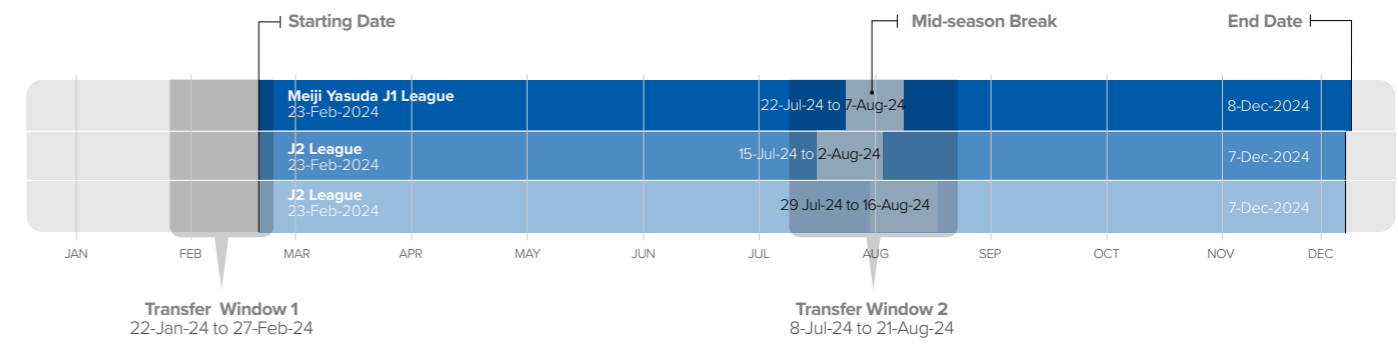
● AFC Champions League Elite
● AFC Champions League 2
● Relegation
Ⓢ Champion



TOP DIVISION

LOWER DIVISIONS

	Meiji Yasuda J1 League	J2 League	J3 League
Competition Format:	Home / Away	Home / Away	
Continental Competitions Spots:	3 AFC Champions League Elite (x3 LS) 1 AFC Champions League 2 (x1 GS)	N/A	
Promotion Spots:	N/A	2 + 1 Playoff	
Relegation Spots:	3	3	1 + 1 Playoff



Other League's Competitions:

Lower Division(s):
J2 League (2nd Tier)
J3 League (3rd Tier)

Youth Competition(s):
J.Youth League

Cups:
YBC Levian Cup

Supercup:
Yes, FFSC (Fujifilm supercup / between league 1st vs Emperor Cup 1st)

Feminine Competition(s):
Independent Organisation



Competitive Balance:

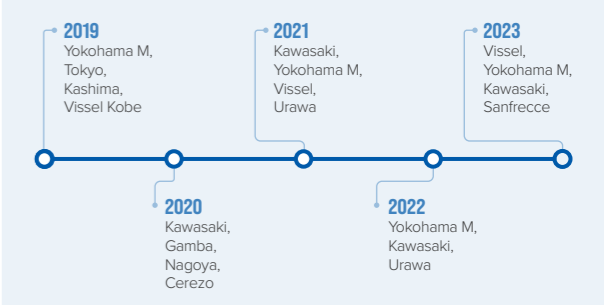
Last Five Champions:

- Vissel Kobe (2023)
- Yokohama M. (2022)
- Kawasaki (2021)
- Kawasaki (2020)
- Yokohama M. (2019)

Average Point Difference (between 1st and 2nd across 5 seasons):
9.2 (34.8 games)

Average Margin of Victory (last season average margin of goals scored versus goals conceded per game):
1.186

Rotation of clubs qualified for continental competitions:



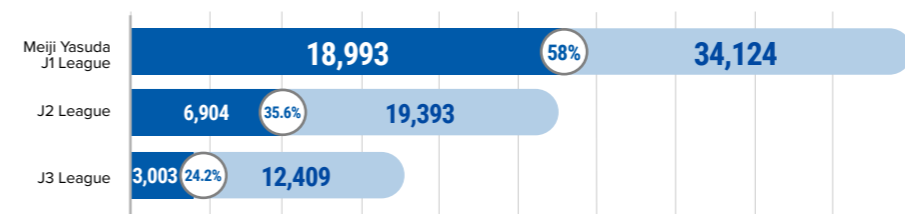
COMPETITIONS

TOP DIVISION

LOWER DIVISIONS

	Meiji Yasuda J1 League	J2 League	J3 League
Teams:	20	20	20
Matchdays:	38	38	
Regular Season Matchdays:	N/A	N/A	
Playoff Matchdays:	N/A	N/A	
Total Matches:	380	383	

● Average Attendance ○ Stadium utilization ● Average Stadium Capacity



Overall Attendance

Meiji Yasuda J1 League	10,965,170
J2 League	3,189,648
J3 League	918,918

Total Viewership: Not available

Free to air games: 148 *Including Local TV Channels

Subscription Models and Cost Per Model:
Annual - 178 USD (27,000 Yen)
Monthly - 277 USD (4,200 Yen)

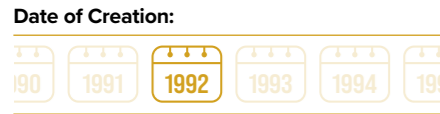
Most followed social media channel:



1.113 M Followers

GOVERNANCE

Legal Structure



Type of Structure:
Public Interest Incorporated Association

Assembly Composition:

60 members:
• 1st Tier Clubs (20)
• 2nd Tier Clubs (20)
• 3rd Tier Clubs (20)
1 member = 1 vote

Board Composition:

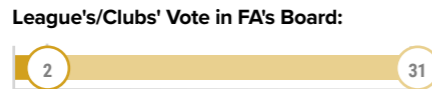
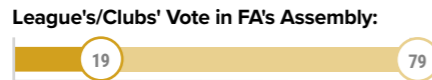
19 members:
• Chairman
• Club Representatives (3)
• Auditors (3)
• External (5)
• FA (2)
• Specially Appointed Directors (5)
1 member = 1 vote

Board's Term of Office:
2 Years

President's Term of Office:
2 Years

FA's Vote in League's Assembly:
None

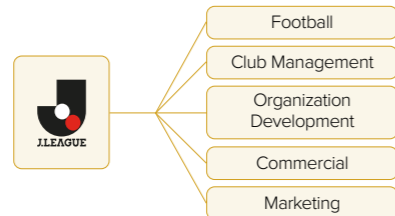
FA's Vote in League's Board:
None



Internal Organization

Total Employees:
122

Main Departments:



League's Responsibilities

Fixtures:
League

Players' Registration:
League and FA

Licensing:
League

Disciplinary:
League

Financial Control:
League

Refereeing Payments:
Referee - League
VAR - League

Clubs' Governance

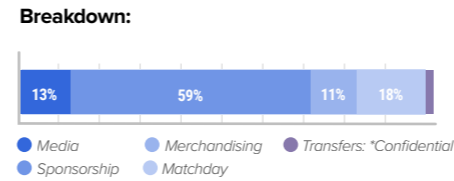
Clubs' Ownership Models:
Company (Domestic Owned) - 20

Multiclub ownership:
None

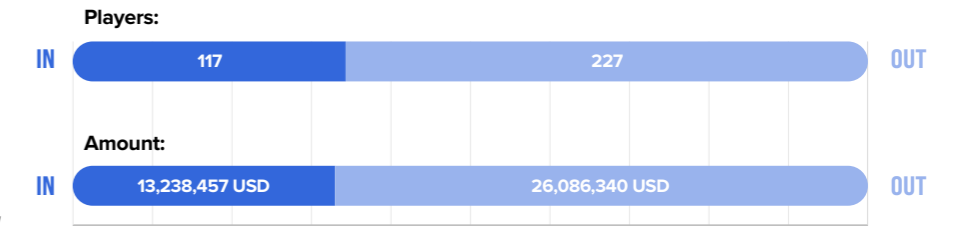
...FINANCIAL

Aggregated Club Revenues Previous Season

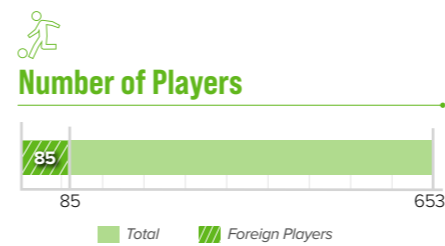
Value:
569.77 M USD (86.4 Billion YEN)



International Transfers



PLAYERS' RELATED MATTERS



Nationality Rule:
No limit in Squad, 5 Foreigners max. in match entry

Other:
X No

Team Rules

Squad Size Limit:
25 max.

Loan Limit:
X No

Home-Grown Player Rule:
Min 4 in the match group

Labor Relations

League Collective Representative of Clubs:
X No

Collective Bargaining Agreement:
X No

Labor Dispute Resolution Chamber:
✓ Yes
• 1st Instance - League's Consultative Committee

Salary

Average Monthly Salary:
244,000 USD (37 M YEN)

Legal Minimum Monthly Salary:
38,300 USD
• FA regulation

Salary Cap:
N/A

Youth Development

First Professional Contract Age:
16 years old

FINANCIAL

League Budget

Total Generated Revenues:
200 M USD

League's Operating Costs:
25 M USD

	Media Rights	Domestic	International
CENTRALIZATION: YES	Value per season:	161 M USD	1 M USD
	Contract Term:	2017-2033	2023 - term differs by market
	Breakdown:		N/A
	Ratio First / Last:	1	N/A

Data Rights

Fast Betting Data Rights:
Stats Perform

Event Data:
None

Tracking Data:
None

Performance Data:
None

Centralized Sponsorship

Value:
31.65 M USD (4,800 M YEN)


Breakdown:
Undisclosed

Title Sponsor:
 Meiji Yasuda (2015 to 2022) (2023 to 2026)

Ball Sponsor:
 Adidas (2005 to 2026)

Other sponsor:
AIDEM, ROUTE INN HOTELS, IEON, NTT docomo, KONAMI, ICHIGO

SOLIDARITY



DOMESTIC TRAINING REWARDS

Domestic Training Compensation: ✓ Yes
• 892 USD to 19,000 USD distributed during primary school and university education

Levy on Domestic Transfers: 4%



REPUBLIC OF KOREA

K LEAGUE
Year of creation: 1983

Capital: Seoul
Surface Area (km²): 100,284
Currency (Code): South Korean Won (KRW)
Main Language: Korean
Total Population ('000, 2023): 51,570
GDP (Million USD, 2023): 1,710,000
GDP per Capita (USD, 2023): 33,150



SEASON 2023

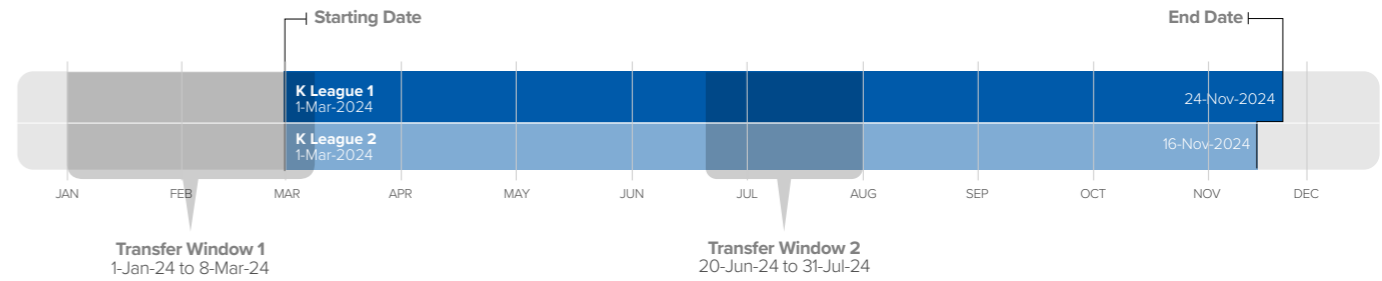
CALENDAR YEAR LEAGUE

TEAM	MP	W	D	L	F	A	D	P
1. Ulsan Hyundai	38	23	7	8	63	42	+21	76
2. Pohang Steelers	38	16	16	6	53	40	+13	64
3. Gwangju FC	38	16	11	11	47	35	+12	59
4. Jeonbuk Hyundai Motors	38	16	9	13	45	35	+10	57
5. Incheon United	38	14	14	10	46	42	+4	56
6. Daegu FC	38	13	14	11	42	43	-1	53
7. FC Seoul	38	14	13	11	63	49	+14	55
8. Daejeon Hana Citizen	38	12	15	11	56	58	-2	51
9. Jeju United	38	10	11	17	43	49	-6	41
10. Gangwon FC	38	6	16	16	30	41	-11	34
11. Suwon FC	38	8	9	21	44	76	-32	33
12. Suwon Samsung Bluewings	38	8	9	21	35	57	-22	33

- AFC Champions League Elite
- AFC Champions League 2
- Relegation Playoff
- Relegation
- Champion



	TOP DIVISION K League 1	TOP DIVISION K League 2
Competition Format:	Every club plays each other three times + Playoffs • Championship Group: top 6 • Relegation Group: bottom 6	Every club plays each other three times + Playoffs 3 to 5 place
Continental Competitions Spots:	3 AFC Champions League Elite (x2 LS & x1 PO) 1 AFC Champions League 2 (x1 GS)	N/A
Promotion Spots:	N/A	1 + 2 Playoff (min1, max3)
Relegation Spots:	1 + 2 Playoff (min1, max3)	None



Other League's Competitions:

- Lower Division(s):**
K League 2 (2nd Tier)
- Youth Competition(s):**
K League Junior
- Cups:**
FA-run
- Supercup:**
Not existing

Feminine Competition(s):
Independent Organization runs WKLeague.



Competitive Balance:

- Last Five Champions:**
 - Ulsan Hyundai (2023)
 - Ulsan Hyundai (2022)
 - Jeonbuk Hyundai motors (2021)
 - Jeonbuk Hyundai motors (2020)
 - Jeonbuk Hyundai motors (2019)

Average Point Difference (between 1st and 2nd across 5 seasons):
4 (35.8 games)

Average Margin of Victory (last season average margin of goals scored versus goals conceded per game):
1.07

Rotation of clubs qualified for continental competitions:

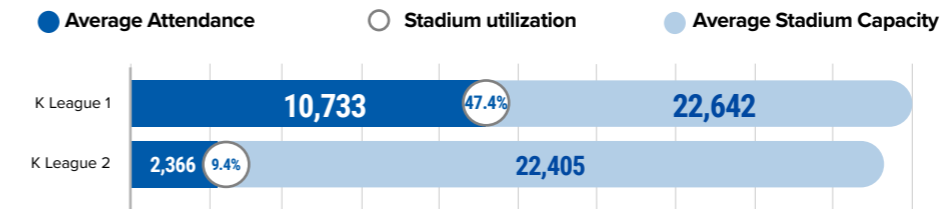


COMPETITIONS

	TOP DIVISION K League 1	LOWER DIVISIONS K League 2
Teams:	12	13
Matchdays:	38	39 • up to 42 for promotion playoff clubs
Regular Season Matchdays:	33	N/A
Playoff Matchdays:	5	N/A
Total Matches:	228	236



Viewership (Season 2023):



Overall Attendance

K League 1: 2,447,147
K League 2: 558,432

Total Viewership: TV - approx 20,000,000
OTT - 5,000,000

Subscription Models and Cost Per Model: Monthly - Coupang Play, 4 USD


Free to air games: 7 games

Most followed social media channel: 296,000 Followers



GOVERNANCE

Legal Structure

Date of Creation:



Type of Structure:
 Incorporated Association


Assembly Composition:
 28 members:
 • 1st Tier Clubs (12)
 • 2nd Tier Clubs (13)
 • FA (2)
 • President
 1 member = 1 vote


Board Composition:
 13 members:
 • League Management (3)
 • FA (1)
 • Clubs (6)
 • Independent Individuals (3)
 1 member = 1 vote

Board's Term of Office:
 Varied


President's Term of Office:
 4 Years

FA's Vote in League's Assembly:


FA's Vote in League's Board:


League's/Clubs' Vote in FA's Assembly:


• 1st Tier Clubs and League President

League's/Clubs' Vote in FA's Board:


Internal Organization

Total Employees:
40

Main Departments:

- Competition
- PR
- Marketing
- Broadcasting
- Youth development
- Education
- Digital
- Strategic Planning
- Legal



League's Responsibilities

Fixtures:
 League

Players' Registration:
 League
 • Registration by both League and FA

Licensing:
 League

Disciplinary:
 League

Financial Control:
 League

Refereeing Payments:
 Referee - League
 VAR - League

Clubs' Governance

Clubs' Ownership Models:
 Company (Domestic Owned) - 6
 Public Structure - 6

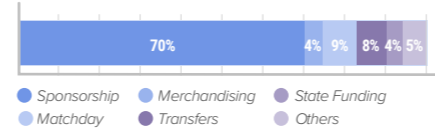
Multiclub ownership:
 None

...FINANCIAL

Aggregated Club Revenues Previous Season



Value:
 21.5 to 259 M USD
 (29,100 to 350,000 M KRW) per club

Breakdown:





International Transfers

Players:


IN  **OUT** 

Amount:

IN  **OUT** 

PLAYERS' RELATED MATTERS

Number of Players



Team Rules

Squad Size Limit:
 ✓ Yes (min 20, no MAX limit)

Loan Limit:
 5 in | 5 out
 • 1 from same club domestic;
 • 8 max. In and out for international;
 • U22 no limit

Home-Grown Player Rule:
 ✗ No

Nationality Rule:
 6 Foreigners Max. (5 Any + 1 AFC)

Other:
 1 U22 playing and 1 U22 substitute should be in the start list of each match

Labor Relations

League Collective Representative of Clubs:
 ✗ No

Collective Bargaining Agreement:
 ✗ No

Labor Dispute Resolution Chamber:
 ✓ Yes
 • 1st Instance - League's Dispute Resolution Committee

Salary

Average Monthly Salary:
 18,500 USD (25 M KRW)

Legal Minimum Monthly Salary:
 1,488 USD (2.011 M KRW)
 • Law

Salary Cap:
 ✗ No

Youth Development

First Professional Contract Age:
 16 years old

FINANCIAL

League Budget

Total Generated Revenues:
 **32.11 M USD (43,400 M KRW)**

League's Operating Costs:
 **7.03 M USD (9,500 M KRW)**

Data Rights

Fast Betting Data Rights:
 Sportradar

Event Data:
 BEPRO

Tracking Data:
 BEPRO


Performance Data:
 None


	Media Rights	Domestic and International
CENTRALIZATION: YES	Value per season:	13,500 M KRW
	Contract Term:	Confidential
	Breakdown:	K League 1 = 3 K League 2 = 1
	Ratio First / Last:	1

Centralized Sponsorship

Value:
 10,000 M KRW

Breakdown:
 K League 1 = 3
 K League 2 = 1

Title Sponsor:
 KEB Hana Bank

Ball Sponsor:
 Adidas

Other sponsor:
 Official sponsor 11 / Official licensee 6

SOLIDARITY

Payments to Lower Divisions: ✗ No

Payments to FA: ✗ No


Direct Payments to Grassroots: ✗ No

Other Payments: ✗ No

DOMESTIC TRAINING REWARDS

Domestic Training Compensation: ✓ Yes
 • 50% of basic salary in player's first professional contract

Levy on Domestic Transfers: ✗ No



MALAYSIA

MALAYSIAN FOOTBALL LEAGUE
Year of creation: 2004

Capital: Kuala Lumpur
Surface Area (km²): 330,323
Currency (Code): Malaysian Ringgit (MYR)
Main Language: Bahasa Malaysia
Total Population ('000, 2023): 33,460
GDP (Million USD, 2023): 465,540
GDP per Capita (USD, 2023): 13,910



CALENDAR YEAR LEAGUE -> DUAL YEAR LEAGUE

SEASON 2023

TEAM	MP	W	D	L	F	A	D	P
1. Johor Darul Ta'zim	26	25	1	0	100	7	+93	76
2. Selangor	26	20	1	5	72	22	+50	61
3. Sabah	26	17	3	6	64	33	+31	54
4. Kedah Darul Aman	26	17	2	7	52	29	+23	53
5. Sri Pahang	26	13	6	7	44	33	+11	45
6. Terengganu	26	11	7	8	45	34	+11	40
7. Kuala Lumpur City	26	10	8	8	44	39	+5	38
8. PDRM	26	11	4	11	35	37	-2	37
9. Negeri Sembilan	26	6	9	11	33	49	-16	27
10. Penang	26	6	6	14	29	50	-21	24
11. Perak	26	6	4	16	25	55	-30	22
12. Kelantan United	26	4	5	17	29	65	-36	17
13. Kuching City	26	2	6	18	24	51	-27	12
14. Kelantan	26	2	2	22	29	121	-92	8

AFC Champions League Elite
 AFC Champions League 2
 Relegation
 Champion

COMPETITIONS

	Liga Super
Teams:	14
Matchdays:	26
Regular Season Matchdays:	N/A
Playoff Matchdays:	N/A
Total Matches:	182



TOP DIVISION

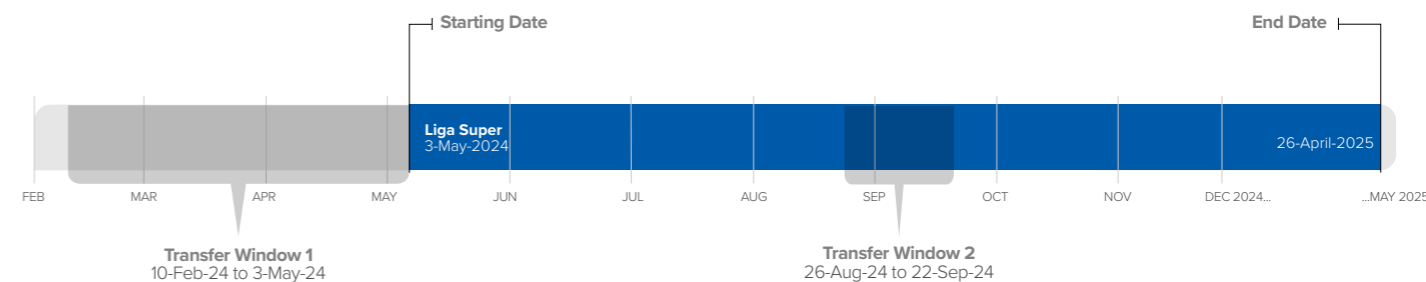
Liga Super

Competition Format: Home / Away

Continental Competitions Spots: 1 AFC Champions League Elite (x1 LS)
1 AFC Champions League 2 (x1 GS)

Promotion Spots: N/A

Relegation Spots: None



Other League's Competitions:

Lower Division(s): FA-run

Youth Competition(s): FA-run

Cups: Malaysia Cup, FA Cup, Challenge Cup, MFL Cup

Supercup: Not existing

Feminine Competition(s): FA-run



Competitive Balance:

Last Five Champions:

- JDT (2023)
- JDT (2022)
- JDT (2021)
- JDT (2020)
- JDT (2019)

Average Point Difference (between 1st and 2nd across 5 seasons):

11.6 (20.6 games)


Average Margin of Victory (last season average margin of goals scored versus goals conceded per game):

2.09

Rotation of clubs qualified for continental competitions:



Viewership (Season 2023):



Overall Attendance

1,144,826

Total Viewership: TV - 161 million


Free to air games: None

Subscription Models and Cost Per Model: Monthly - TV - 20 USD
Monthly - OTT - 6 USD

Most followed social media channel: 256,000 Followers

GOVERNANCE

Legal Structure

Date of Creation:


Type of Structure:
 Limited Liability Partnership


Assembly Composition:
 28 members:
 • Clubs (18)
 • Board of Directors (9)
 • President (1)
 1 member = 1 vote

Board Composition:
 10 members:
 • President
 • FA (3)
 • Assembly-elected Clubs representatives (3)
 • Independent (3)
 1 member = 1 vote

Board's Term of Office:
 4 Years
 • For FA representative, indefinite

President's Term of Office:
 Indefinite


FA's Vote in League's Assembly:
 None

FA's Vote in League's Board:


League's/Clubs' Vote in FA's Assembly:
 None

League's/Clubs' Vote in FA's Board:
 None

Internal Organization



League's Responsibilities

Fixtures:
 League

Players' Registration:
 League

Licensing:
 League

Disciplinary:
 FA

Financial Control:
 League

Refereeing Payments:
 Referee - League
 VAR - League

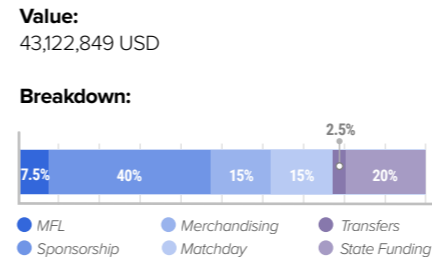
Clubs' Governance

Clubs' Ownership Models:
 Company (Domestic Owned) - 14

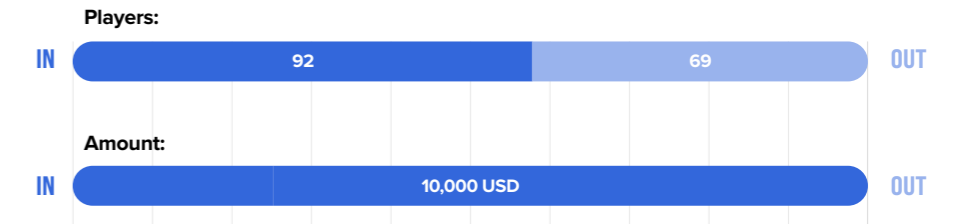
Multiclub ownership:
 None

...FINANCIAL

Aggregated Club Revenues Previous Season

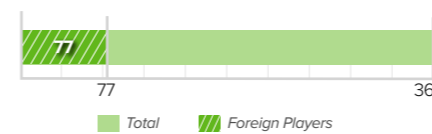


International Transfers



PLAYERS' RELATED MATTERS

Number of Players



Nationality Rule:
 5 Foreigners max.
 • Incl. 1 AFC and 1 ASEAN

Other:
 ✗ No

Salary

Average Monthly Salary:
 3,300 USD

Legal Minimum Monthly Salary:
 835 USD
 • FA regulation

Salary Cap:
 ✗ No

Team Rules

Squad Size Limit:
 30 max.

Loan Limit:
 ✗ No

Home-Grown Player Rule:
 ✗ No

Labor Relations

League Collective Representative of Clubs:
 ✗ No

Collective Bargaining Agreement:
 ✗ No

Labor Dispute Resolution Chamber:
 ✓ Yes
 • Under FA's jurisdiction

Youth Development

First Professional Contract Age:
 13 years old (with consent from parents/guardian for players below age 18)

FINANCIAL

League Budget

Total Generated Revenues:
 **11.6 M USD**

League's Operating Costs:
 **5.5 M USD**

	Media Rights	Domestic	International
CENTRALIZATION: YES	Value per season:	10 M USD	220,000 USD
	Contract Term:	2023-2025	2022-2024
	Breakdown:	Season-ending ranking	Kept by the league
	Ratio First / Last:	4	N/A

Data Rights

Fast Betting Data Rights:
 Genius Sports

Event Data:
 None

Tracking Data:
 None


Performance Data:
 None

Centralized Sponsorship

Value:
 1.6 M USD

Breakdown:
 Kept by the league

Title Sponsor: None

Ball Sponsor:
 Puma (2021 to 2024)

Other sponsor:
 Pos Malaysia, RIZE, MAS, Telekom Malaysia, AEON BIG, Colgate, Origina, Touch N Go, Bubbles o2

SOLIDARITY

Payments to Lower Divisions: ✗ No

Payments to FA: 700,000 USD

Direct Payments to Grassroots: ✗ No

Other Payments: ✗ No

DOMESTIC TRAINING REWARDS

Domestic Training Compensation: ✗ No

Levy on Domestic Transfers: ✗ No



QATAR

QATAR STARS LEAGUE
Year of creation: 1972

Capital: Doha
Surface Area (km²): 11,607
Currency (Code): Qatari Rial (QAR)
Main Language: Arabic
Total Population ('000, 2023): 2,870
GDP (Million USD, 2023): 235,500
GDP per Capita (USD, 2023): 81,970



SEASON 2023/2024

DUAL YEAR LEAGUE

TEAM	MP	W	D	L	F	A	D	P
1. Al-Sadd ^C	22	15	4	3	65	21	+44	49
2. Al-Rayyan	22	15	2	5	50	26	+24	47
3. Al-Gharafa	22	13	5	4	53	36	+17	44
4. Al-Wakrah	22	11	5	6	40	30	+10	38
5. Al-Arabi	22	7	8	7	42	38	+4	29
6. Al-Duhail	22	8	4	10	42	45	-3	28
7. Umm Salal	22	7	7	8	32	37	-5	28
8. Qatar SC	22	7	4	11	39	47	-8	25
9. Al-Shamal	22	6	7	9	28	37	-9	25
10. Al-Ahli	22	7	2	13	37	58	-21	23
11. Al-Markhiya	22	5	3	14	20	50	-30	18
12. Muaither	22	3	5	14	34	57	-23	14

- AFC Champions League Elite
- AFC Champions League 2
- Relegation Playoff
- Relegation
- Champion

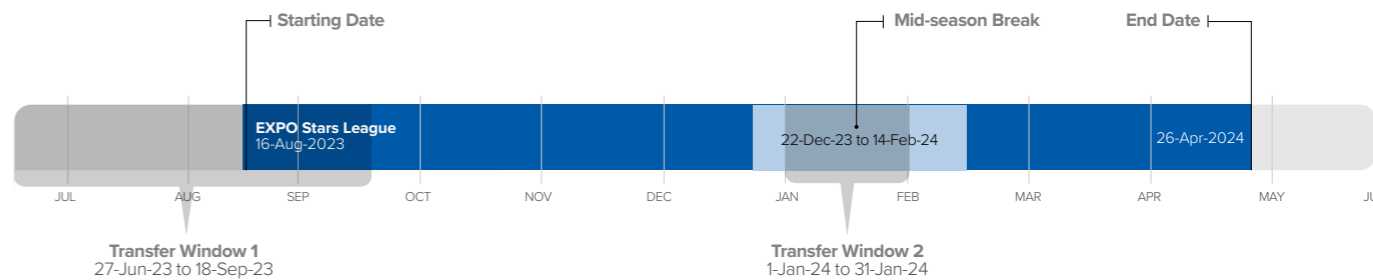
COMPETITIONS

	EXPO Stars League
Teams:	12
Matchdays:	22 <small>• 23 for relegation playoff club</small>
Regular Season Matchdays:	N/A
Playoff Matchdays:	N/A
Total Matches:	132

TOP DIVISION

EXPO Stars League

Competition Format:	Home / Away
Continental Competitions Spots:	3 AFC Champions League Elite (x2 GS & x1 PO) 1 AFC Champions League 2 (x1 GS)
Promotion Spots:	N/A
Relegation Spots:	1 + 1 Playoff



Other League's Competitions:

- Lower Division(s):**
FA-run
- Youth Competition(s):**
FA-run
- Cups:**
Qatar Cup (Top 4 from 1st Tier)
Oredoo Cup (1st Tier)
- Supercup:**
FA-run
- Feminine Competition(s):**
None



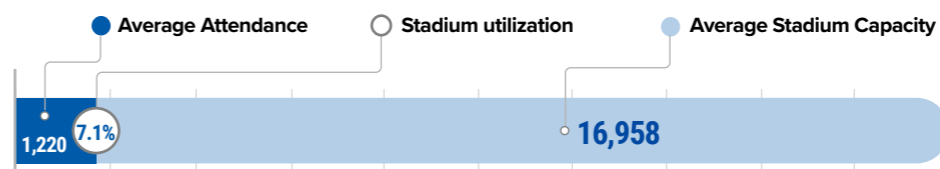
Competitive Balance:

- Last Five Champions:**
 - Al-Sadd (2023/24)
 - Al-Duhail (2022/23)
 - Al-Sadd (2021/22)
 - Al-Sadd (2020/21)
 - Al-Duhail (2019/20)
- Average Point Difference (between 1st and 2nd across 5 seasons):**
6.6 (22 games)
- Average Margin of Victory (last season average margin of goals scored versus goals conceded per game):**
1.591

Rotation of clubs qualified for continental competitions:



Viewership (Season 2022/23):



Overall Attendance

162,210

Total Viewership: Not available


Subscription Models and Cost Per Model: None

Free to air games: All

Most followed social media channel: 660,000 Followers

GOVERNANCE

Legal Structure

Date of Creation:



Type of Structure:
 Private institution with public interest


Assembly Composition:
 13 members:
 • 1st Tier Clubs
 • FA
 1 member = 1 vote


Board Composition:
 8 members:
 • CEO (no right to vote)
 • Chairman
 • Players (1)
 • Club Members (3)
 • FA
 • Independent Expert (1)
 1 member = 1 vote

Board's Term of Office:
 4 Years

President's Term of Office:
 4 Years

FA's Vote in League's Assembly:


FA's Vote in League's Board:


League's/Clubs' Vote in FA's Assembly:


League's/Clubs' Vote in FA's Board:
 None

Internal Organization

Total Employees:
 70

Main Departments:

- Operations
- Marketing and Communications
- Competitions and Football
- Advisory Unit
- Internal Audit
- Legal
- Business Planning and Club Licensing

League's Responsibilities

Fixtures:
 League

Players' Registration:
 FA

Licensing:
 League

Disciplinary:
 FA

Financial Control:
 FA

Refereeing Payments:
 FA

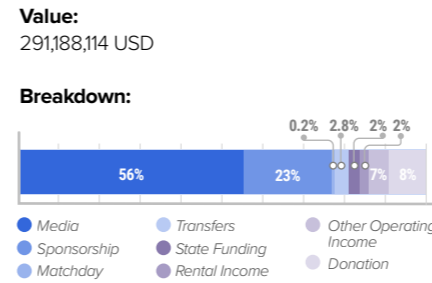
Clubs' Governance

Clubs' Ownership Models:
 Association - 12

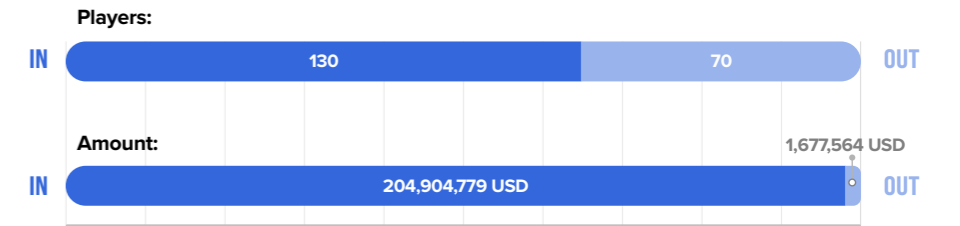
Multiclub ownership:
 None

...FINANCIAL

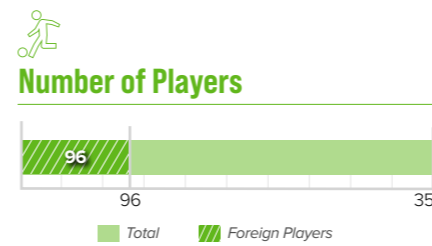
Aggregated Club Revenues Previous Season



International Transfers



PLAYERS' RELATED MATTERS



Team Rules

Squad Size Limit:
 28 max.

Loan Limit:
 5 in | 5 out

Home-Grown Player Rule:
 X No

Nationality Rule:
 Max 5 + 2 (U21) foreigners

Other:
 6 Resident Players max.
 • Foreign players registered by FA under specific circumstances

Labor Relations

League Collective Representative of Clubs:
 ✓ Yes

Collective Bargaining Agreement:
 ✓ Yes

Labor Dispute Resolution Chamber:
 ✓ Yes, QFA

Salary

Average Monthly Salary:
 19,896 USD

Legal Minimum Monthly Salary:
 2,740 USD

Salary Cap:
 ✓ Yes - depends on the category (Players are divided into categories based on a specific standards) - the cap does not apply to foreign players

Youth Development

First Professional Contract Age:
 18 years old

FINANCIAL

League Budget

Total Generated Revenues:
 Confidential

League's Operating Costs:
 Confidential

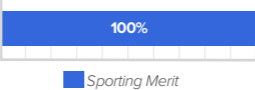
Data Rights

Fast Betting Data Rights:
 None

Event Data:
 None

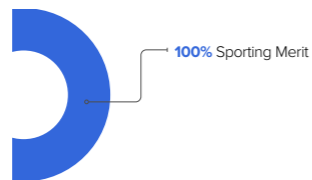
Tracking Data:
 None


Performance Data:
 Stats Perform


	Media Rights	Domestic	International
CENTRALIZATION: YES ✓	Value per season:	205.4 Million USD	Not sold
	Contract Term:	2017/18-2021/22, renew to 2025/26	Not sold
	Breakdown:		Not sold
	Ratio First / Last:	2	Not sold

Centralized Sponsorship

Value:
 68.4 M USD

Breakdown:


Title Sponsor:
 EXPO Doha 2023 (2023/24)

Ball Sponsor:
 Adidas (2023/24) (procured not part of a sponsorship agreement)

Other sponsor:
 Toyota, AlKass Sporting Channel, Rafeeq, ooredoo, Doha Bus, The Look Company

SOLIDARITY

Payments to Lower Divisions: 10.9 M USD - 5 clubs

Payments to FA: X No

Direct Payments to Grassroots: 6.5 M USD

Other Payments: X No

DOMESTIC TRAINING REWARDS

Domestic Training Compensation: X No (Part of the QFA Regulations)

Levy on Domestic Transfers: X No




SAUDI ARABIA


SAUDI PRO LEAGUE
Year of creation: 1976

Capital: Riyadh
Surface Area (km²): 2,206,714
Currency (Code): Saudi Riyal (SAR)
Main Language: Arabic
Total Population ('000, 2023): 32,820
GDP (Million USD, 2023): 1,070,000
GDP per Capita (USD, 2023): 32,590



DUAL YEAR LEAGUE

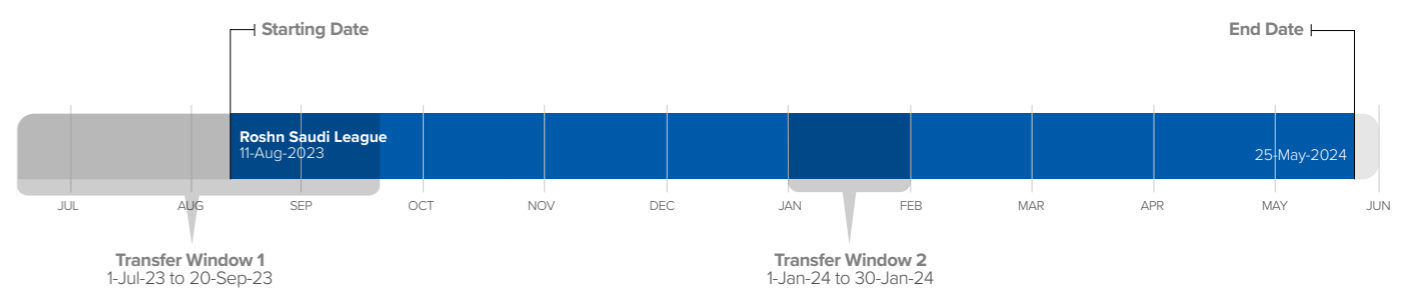
TEAM	MP	W	D	L	F	A	D	P
1. Al-Hilal 	34	31	3	0	101	23	+78	96
2. Al-Nassr	34	26	4	4	100	42	+58	82
3. Al-Ahli	34	19	8	7	67	35	+32	65
4. Al-Taawoun	34	16	11	7	51	35	+16	59
5. Al-Ittihad	34	16	6	12	63	54	+9	54
6. Al-Ettifaq	34	12	12	10	43	34	+9	48
7. Al-Fateh	34	12	9	13	57	55	+2	45
8. Al-Shabab	34	12	8	14	45	42	+3	44
9. Al-Fayha	34	11	11	12	44	52	-8	44
10. Damac	34	10	11	13	44	45	-1	41
11. Al-Khaleej	34	9	10	15	36	47	-11	37
12. Al-Raed	34	9	10	15	41	49	-8	37
13. Al-Wehda	34	10	6	18	45	60	-15	36
14. Al-Riyadh	34	8	11	15	33	57	-24	35
15. Al-Okhdood	34	9	6	19	33	52	-19	33
16. Abha	34	9	5	20	38	87	-49	32
17. Al-Tai	34	8	7	19	34	64	-30	31
18. Al-Hazem	34	4	12	18	34	76	-42	24

 AFC Champions League Elite
 AFC Champions League 2
 Relegation
 Champion

TOP DIVISION

Roshn Saudi League

Competition Format:	Home / Away
Continental Competitions Spots:	3 AFC Champions League Elite (x3 LS) 1 AFC Champions League 2 (x1 GS)
Promotion Spots:	N/A
Relegation Spots:	3



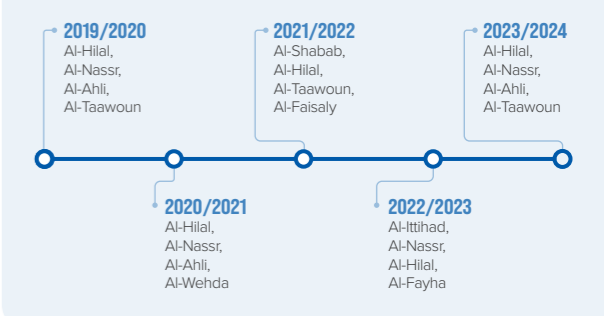
Other League's Competitions:

- Lower Division(s):**
Independent associations
- Youth Competition(s):**
FA-run
- Cups:**
FA-run
- Supercup:**
FA-run
- Feminine Competition(s):**
FA-run

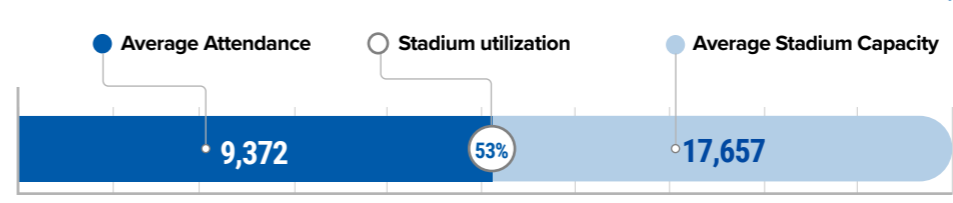
Competitive Balance:

- Last Five Champions:**
 - Al-Hilal (2023/24)
 - Al-Ittihad (2022/23)
 - Al-Hilal (2021/22)
 - Al-Hilal (2020/21)
 - Al-Hilal (2019/20)
- Average Point Difference (between 1st and 2nd across 5 seasons):**
6.6 (30.8 games)
- Average Margin of Victory (last season average margin of goals scored versus goals conceded per game):**
1.474

Rotation of clubs qualified for continental competitions:



Viewership (Season 2022/23):



Overall Attendance
 **2,249,161**


Total Viewership: 742,914,234 (TV+OTT)

Subscription Models and Cost Per Model: Monthly - 20 USD

Most followed social media channel:  2.5 M Followers

Free to air games: None

COMPETITIONS

	Roshn Saudi League
Teams:	18 
Matchdays:	34
Regular Season Matchdays:	N/A
Playoff Matchdays:	N/A
Total Matches:	306

GOVERNANCE

Legal Structure



Type of Structure:
Independent entity under FA umbrella

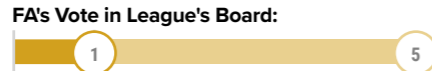
Assembly Composition:
18 members:
• 1st Tier Clubs
1 member = 1 vote

Board Composition:
5 members:
• President
• Vice president
• FA representative
• 2 members
1 member = 1 vote

Board's Term of Office:
4 Years

President's Term of Office:
4 Years

FA's Vote in League's Assembly:
None



League's/Clubs' Vote in FA's Board:
None

Internal Organization

Total Employees:
140

Main Departments:



League's Responsibilities

Fixtures:
League

Players' Registration:
League and FA

Licensing:
League

Disciplinary:
FA

Financial Control:
League

Refereeing Payments:
Foreign Referee & VAR - FA and CLUB
Local Referee & VAR - FA

Clubs' Governance

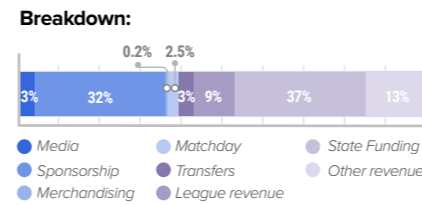
Clubs' Ownership Models:
Company (Domestic Owned) - 4
Association - 14

Multiclub ownership:
1

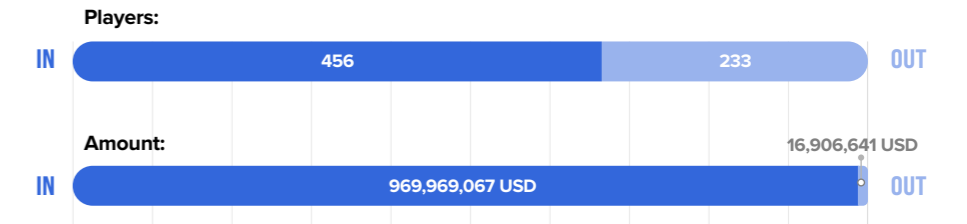
...FINANCIAL

Aggregated Club Revenues Previous Season

Value:
918,779,821 USD

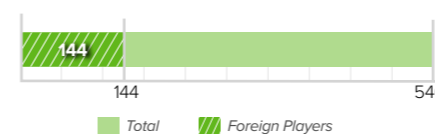


International Transfers



PLAYERS' RELATED MATTERS

Number of Players



Team Rules

Squad Size Limit:
30 max. from next season 25 max

Loan Limit:
X No

Home-Grown Player Rule:
X No

Nationality Rule:
8 Foreigners max. from next season 10 max
• +1 KSA-born foreigner

Other:
Unlimited U-23 players.
Clubs allowed to register youth players over 16 years old without threshold in a specific match

Labor Relations

League Collective Representative of Clubs:
X No

Collective Bargaining Agreement:
X No

Labor Dispute Resolution Chamber:
✓ Yes
• Under FA's jurisdiction

Salary

Average Monthly Salary:
144,214 USD

Legal Minimum Monthly Salary:
2,877 USD

Salary Cap:
X No

Youth Development

First Professional Contract Age:
18 years old

FINANCIAL

League Budget

Total Generated Revenues:
Confidential

League's Operating Costs:
Confidential

	Media Rights	Domestic	International
CENTRALIZATION: YES	Value per season:	Confidential	Confidential
	Contract Term:	2021/22 - 2024/25	2023/24 - 2024/25
	Breakdown:	BoD decide every year	BoD decide every year
	Ratio First / Last:	BoD decide every year	BoD decide every year

Data Rights

Fast Betting Data Rights:
None

Event Data:
Opta

Tracking Data:
Opta

Performance Data:
Opta

Centralized Sponsorship

Value:
Confidential

Breakdown:
BoD decide every year

Title Sponsor:
 ROSHN Real Estate (2022 to 2025)

Ball Sponsor:
 Adidas (2023 to 2025)

Other sponsor:
Al Inma 2023 - 2024; SAL 2023 - 2024; Noon 2023 - 2025; 1/2M 2023 - 2025; n.go 2023 - 2025; Medgulf 2023 - 2025; EA FC 2022 - 2026; Visit Saudi 2023 - 2025; Pepsi 2023 - 2025

SOLIDARITY



DOMESTIC TRAINING REWARDS

Domestic Training Compensation: ✓ Yes SPL clubs should pay training compensation to the previous club/ clubs with the rules as follows:
1- the payment should be paid for the training period from 12 to 23
2- the payment is applicable after the first player's professional contract signed.

Levy on Domestic Transfers: X No



THAILAND

THAI LEAGUE
Year of creation: 1996

Capital: Bangkok
Surface Area (km²): 513,120
Currency (Code): Baht (THB)
Main Language: Thai
Total Population ('000, 2023): 70,180
GDP (Million USD, 2023): 512,190
GDP per Capita (USD, 2023): 7,300



SEASON 2023/2024

DUAL YEAR LEAGUE

TEAM	MP	W	D	L	F	A	D	P
1. Buriram United	30	20	9	1	70	27	+43	69
2. Bangkok United	30	17	10	3	58	24	+34	61
3. Port	30	16	9	5	72	37	+35	57
4. BG Pathum United	30	15	9	6	59	38	+21	54
5. Muangthong United	30	16	4	10	64	45	+19	52
6. Ratchaburi	30	11	6	13	39	35	+4	39
7. Uthai Thani	30	9	8	13	39	55	-16	35
8. Khonkaen United	30	8	11	11	44	58	-14	35
9. Lamphun Warriors	30	9	8	13	45	47	-2	35
10. PT Prachuap	30	8	10	12	33	39	-6	34
11. Chiangrai United	30	8	10	12	31	35	-4	34
12. Nakhon Pathom United	30	8	9	13	37	53	-16	33
13. Sukhothai	30	9	5	16	34	60	-26	32
14. Chonburi	30	7	9	14	33	52	-19	30
15. Police Tero	30	7	7	16	38	67	-29	28
16. Trat	30	6	8	16	40	64	-24	26

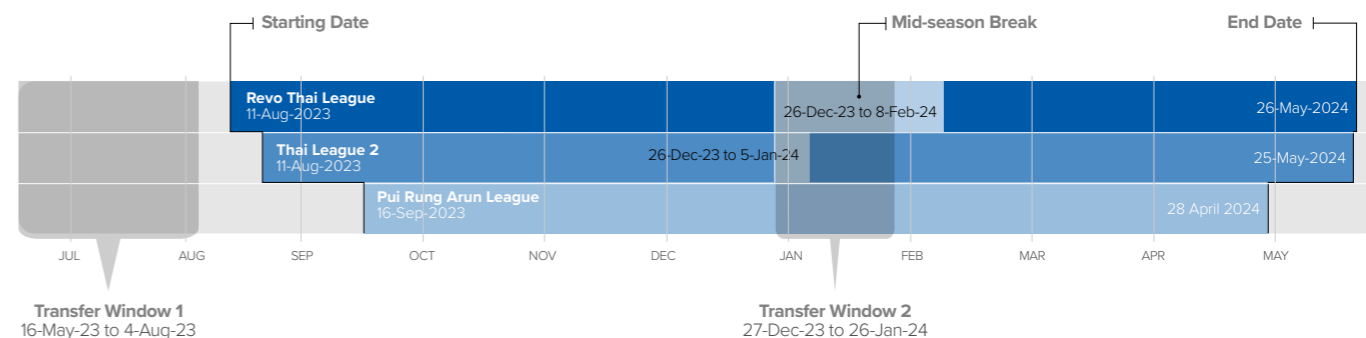
AFC Champions League Elite
 Relegation
 Champion



TOP DIVISION

LOWER DIVISIONS

	Revo Thai League	Thai League 2	Pui Rung Arun League
Competition Format:	Home / Away	Home / Away + Playoffs 2 to 6 place	<ul style="list-style-type: none"> Six independent groups play Home / Away Top 2 teams of each group proceed to two Championship Groups Top team from each group play final, second play for 3rd place
Continental Competitions Spots:	2 AFC Champions League Elite (x1 LS & x1 PO) 1 AFC Champions League 2 (x1 GS)	N/A	
Promotion Spots:	N/A	2 + 1 Playoff	3
Relegation Spots:	3	3	6 (1 per group)



Other League's Competitions:

Lower Division(s):
Thai League 2 (2nd Tier)
Pui Rung Arun League (3rd Tier)

Youth Competition(s):
FA-run

Cups:
CHANG FA CUP
Revo League Cup

Supercup:
Thailand Champions Cup
(Winner Thai League 1 vs Winner Chang FA Cup)

Feminine Competition(s):
FA-run



Competitive Balance:

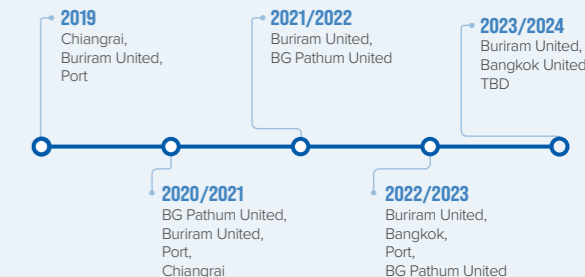
Last Five Champions:

- Buriram United (2023/24)
- Buriram United (2022/23)
- Buriram United (2021/22)
- BG Pathum United (2020/21)
- Chiangrai (2019)

Average Point Difference (between 1st and 2nd across 5 seasons):
7.2 (30 games)

Average Margin of Victory (last season average margin of goals scored versus goals conceded per game):
1.388

Rotation of clubs qualified for continental competitions:



COMPETITIONS

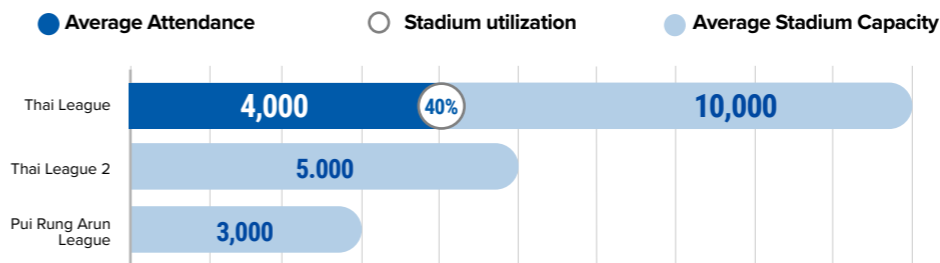
TOP DIVISION

LOWER DIVISIONS

	Revo Thai League	Thai League 2	Pui Rung Arun League
Teams:	16	18	72
Matchdays:	30	34	29 to 33 • for different groups
Regular Season Matchdays:	N/A	306	22 to 26
Playoff Matchdays:	N/A	6	7
Total Matches:	240	312	29 to 33



Viewership (Season 2022/23):



Total Viewership: Not available

Subscription Models and Cost Per Model: Per half season 4.34 USD (159 THB)

Free to air games: None



Overall Attendance

Thai League **960,000**
Thai League 2 **Not available**
Pui Rung Arun League **Not available**

Most followed social media channel:



980,000 Followers

GOVERNANCE

Legal Structure



Type of Structure:
Private Company
• FA is 99% owner
• President is 1% owner

Assembly Composition:
None

Board Composition:
3 members:
• President
• Vice-Presidents (2)
1 member = 1 vote

Board's Term of Office:
4 Years

President's Term of Office:
4 Years

FA's Vote in League's Assembly:
N/A

FA's Vote in League's Board:
None



League's/Clubs' Vote in FA's Board:
None

Internal Organization

Total Employees:
40

Main Departments:



League's Responsibilities

Fixtures:
League

Players' Registration:
League

Licensing:
League and FA
• FA Committee with League administration

Disciplinary:
FA

Financial Control:
League

Refereeing Payments:
Referee - League
VAR - League

Clubs' Governance

Clubs' Ownership Models:
Company (Domestic Owned) - 16

Multiclub ownership:
None

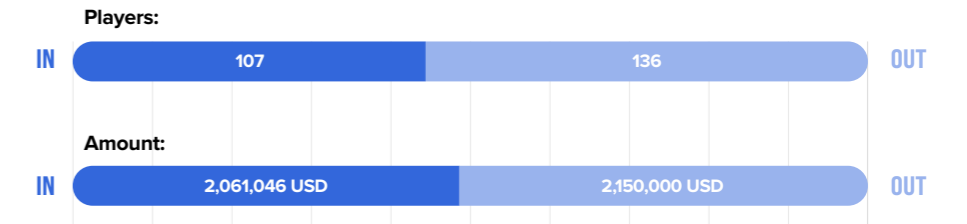
...FINANCIAL

Aggregated Club Revenues Previous Season

Value:
Not available

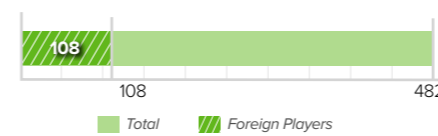
Breakdown:
Not available

International Transfers



PLAYERS' RELATED MATTERS

Number of Players



Nationality Rule:
Max 3 Foreigners + 1 AFC + 3 ASEAN on the pitch

Other:
X No

Salary

Average Monthly Salary:
Not available

Legal Minimum Monthly Salary:
X No

Salary Cap:
X No

Team Rules

Squad Size Limit:
37 max.

Loan Limit:
6 in.
• 3 per club max.

Home-Grown Player Rule:
X No

Labor Relations

League Collective Representative of Clubs:
✓ Yes

Collective Bargaining Agreement:
X No

Labor Dispute Resolution Chamber:
X No

Youth Development

First Professional Contract Age:
15 years old (with parents/guardians permission under 18)

FINANCIAL

League Budget

Total Generated Revenues:
Confidential

League's Operating Costs:
6.4 M USD

	Media Rights	Domestic	International
CENTRALIZATION: YES	Value per season:	10.5 M USD	Not sold
	Contract Term:	Annual	Not sold
	Breakdown:	100% Equal Share	Not sold
	Ratio First / Last:	1	Not sold

Data Rights

Fast Betting Data Rights:
Stats Perform

Event Data:
Opta

Tracking Data:
None

Performance Data:
None

Centralized Sponsorship

Value:
Confidential

Breakdown:
Confidential

Title Sponsor:



Ball Sponsor:



Other sponsor:
Chang, Coca-Cola, Warrix, Pui Rung Arun, Kin-To, Konami, NSDF, SAT

SOLIDARITY

Payments to Lower Divisions:
X No

Payments to FA:
X No

Direct Payments to Grassroots:
X No

Other Payments:
X No

DOMESTIC TRAINING REWARDS

Domestic Training Compensation: X No

Levy on Domestic Transfers: X No



UNITED ARAB EMIRATES

UAE PRO LEAGUE
Year of creation: 1973

Capital: Abu Dhabi
Surface Area (km²): 83,600
Currency (Code): UAE Dirham (AED)
Main Language: Arabic
Total Population ('000, 2023): 10,060
GDP (Million USD, 2023): 509,180
GDP per Capita (USD, 2023): 50,600



SEASON 2023/2024

DUAL YEAR LEAGUE

TEAM	MP	W	D	L	F	A	D	P
1. Al Wasl	26	21	4	1	70	27	+43	67
2. Shabab Al Ahli	26	18	4	4	73	34	+39	58
3. Al Ain	24	13	3	8	51	33	+18	42
4. Sharjah	26	10	12	4	53	40	+13	42
5. Al Wahda	26	12	6	8	45	34	+11	42
6. Al Nasr	26	11	6	9	39	36	+3	39
7. Al Jazira	26	9	8	9	50	47	+3	35
8. Ajman	26	8	10	8	39	47	-8	34
9. Al Bataeh	25	9	7	9	40	44	-4	34
10. Baniyas	26	7	5	14	33	46	-13	26
11. Kalba	26	6	8	12	39	50	-11	26
12. Khor Fakkan	26	6	5	15	34	55	-21	23
13. Emirates	25	4	5	16	30	57	-27	17
14. Hatta	26	1	7	18	20	66	-46	10

- AFC Champions League Elite
- AFC Champions League 2
- Relegation
- Champion

* Al Ain still have to play with Al Bataeh and Emirates after the publication of the report

COMPETITIONS

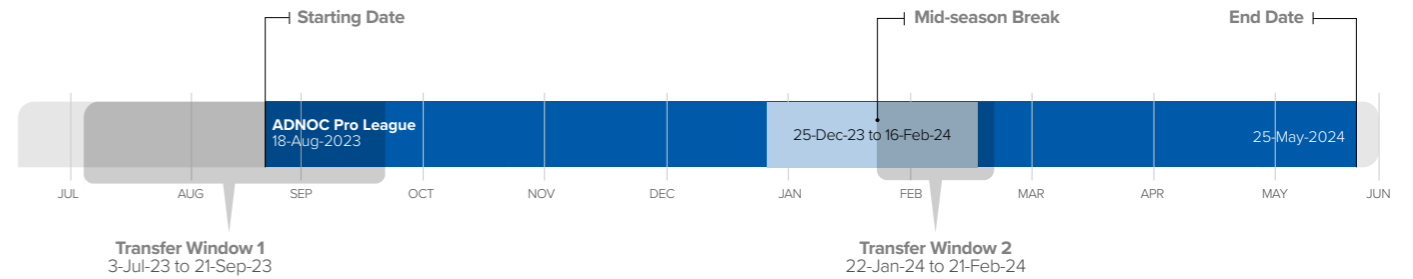
	ADNOC Pro League
Teams:	14
Matchdays:	26
Regular Season Matchdays:	N/A
Playoff Matchdays:	N/A
Total Matches:	182



TOP DIVISION

ADNOC Pro League

Competition Format:	Home / Away
Continental Competitions Spots:	2 AFC Champions League Elite (x1 LS & x1 PO) 1 AFC Champions League 2 (x1 GS)
Promotion Spots:	N/A
Relegation Spots:	2



Other League's Competitions:

- Lower Division(s):**
FA-run
- Youth Competition(s):**
UAE Youth Pro League (U-21)
- Cups:**
UAE League Cup (1st Tier)
- Supercup:**
UAE Super Cup (Winner President's Cup vs Winner Arabian Gulf League)
- Feminine Competition(s):**
None



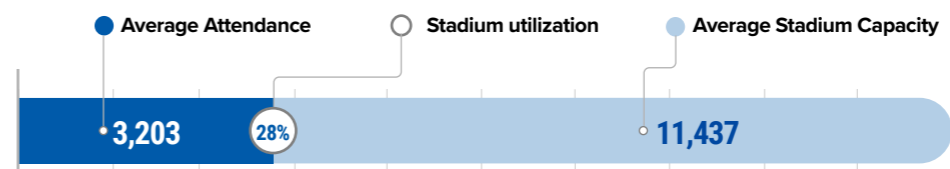
Competitive Balance:

- Last Five Champions:**
 - Al Wasl (2023/24)
 - Shabab (2022/23)
 - Al-Ain (2021/22)
 - Al-Jazeera (2020/21)
 - N/A (2019/20)
- Average Point Difference (between 1st and 2nd across 5 seasons):**
6.3 (26 games)
- Average Margin of Victory (last season average margin of goals scored versus goals conceded per game):**
1.467

Rotation of clubs qualified for continental competitions:



Viewership (Season 2022/23):



Overall Attendance

522,113

Total Viewership: TV & OTT – 26.8M

Subscription Models and Cost Per Model: N/A

Free to air games: All

Most followed social media channel:



278,000 Followers

GOVERNANCE

Legal Structure



Type of Structure:
Sports Association

Assembly Composition:
14 members:
• 1st Tier Clubs
1 member = 1 vote

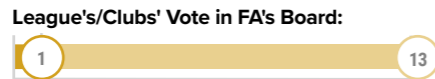
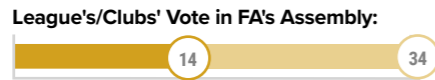
Board Composition:
7 members:
• Chairman
• Vice-Chairman
• Club Representatives (3)
• Independent Commissioners (2)
1 member = 1 vote

Board's Term of Office:
4 Years

President's Term of Office:
4 Years

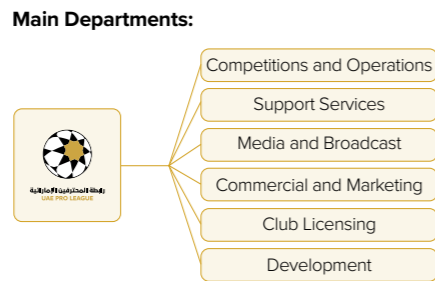
FA's Vote in League's Assembly:
None

FA's Vote in League's Board:
None



Internal Organization

Total Employees:
45



League's Responsibilities

Fixtures:
League and FA

Players' Registration:
FA

Licensing:
League

Disciplinary:
FA

Financial Control:
League

Refereeing Payments:
FA invoice League

Clubs' Governance

Clubs' Ownership Models:
Company (Domestic Owned) - 14

Multiclub ownership:
None

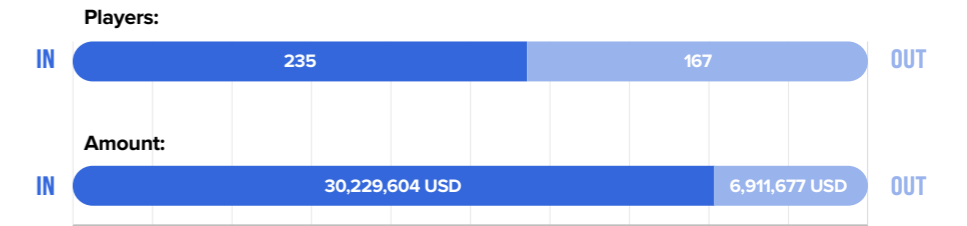
...FINANCIAL

Aggregated Club Revenues Previous Season

Value:
455 M USD (1,670 M AED)
*(Market Value of UAEPL)

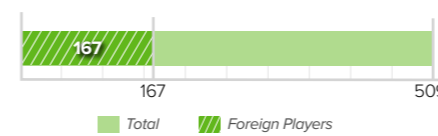
Breakdown:
Not available

International Transfers



PLAYERS' RELATED MATTERS

Number of Players



Nationality Rule:
Three categories of players:
1. Professional
2. UAE National
3. UAE Resident

6 Foreigners max.
• 6 UAE-born non-UAE nationals and UAE-residence non-UAE nationals.

Other:
✗ No

Team Rules

Squad Size Limit:
30 max.

Loan Limit:
As Per FIFA Regulations

Home-Grown Player Rule:
Goalkeeper must be UAE national

Salary

Average Monthly Salary:
32,300 USD

Legal Minimum Monthly Salary:
1,400 USD

Salary Cap:
✓ Yes, 3 categories based on the player value (Applied on Local Players Only)

Youth Development

First Professional Contract Age:
18 years old

Labor Relations

League Collective Representative of Clubs:
✗ No

Collective Bargaining Agreement:
✗ No

Labor Dispute Resolution Chamber:
✓ Yes
• Handled by FA except overdue payables

FINANCIAL

League Budget

Total Generated Revenues:
81.67 M USD (300 M AED)

League's Operating Costs:
23.14 M USD (85 M AED)

	Media Rights	Domestic	International
CENTRALIZATION: YES	Value per season:	40 M USD	1 M USD
	Contract Term:	2023/24	2022/23 - 2024/25
	Breakdown:		
	Ratio First / Last:	11.2	11.2

Data Rights

Fast Betting Data Rights:
None

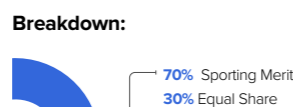
Event Data:
None

Tracking Data:
None

Performance Data:
None

Centralized Sponsorship

Value:
32 M USD



Title Sponsor:
ADNOC (2021/22 to 2024/25)

Ball Sponsor:
Nike (2021/22 to 2024/25)

Other sponsor:
None

SOLIDARITY



DOMESTIC TRAINING REWARDS





UZBEKISTAN

UZBEKISTAN PROFESSIONAL FOOTBALL LEAGUE
Year of creation: 1992

Capital: Tashkent
Surface Area (km²): 448,978
Currency (Code): Uzbek Sum
Main Language: Uzbek
Total Population ('000, 2023): 36,080
GDP (Million USD, 2023): 90,390
GDP per Capita (USD, 2023): 2,510



SEASON 2023

CALENDAR YEAR LEAGUE

TEAM	MP	W	D	L	F	A	D	P
1. Pakhtakor	26	16	5	5	41	25	+16	53
2. Nasaf	26	13	9	4	31	16	+15	48
3. Navbahor	26	14	5	7	44	19	+25	47
4. AGMK	26	13	7	6	43	34	+9	46
5. Neftchi	26	11	12	3	33	18	+15	45
6. Surkhon	26	11	7	8	28	24	+4	40
7. Andijon	26	12	4	10	27	25	+2	40
8. Bunyodkor	26	10	7	9	30	33	-3	37
9. Olympic	26	8	7	11	26	32	-6	31
10. Metallurg	26	8	6	12	26	35	-9	30
11. Sogdiana	26	7	6	13	29	38	-9	27
12. Qizilqum	26	6	7	13	22	33	-11	25
13. Turon	26	3	7	16	16	41	-25	16
14. Buxoro	26	4	3	19	12	35	-23	15

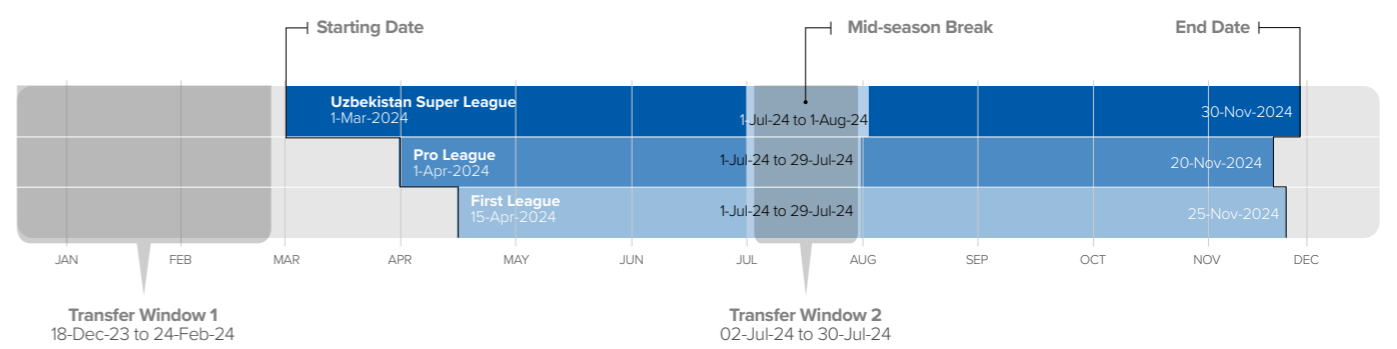
- AFC Champions League Elite
- AFC Champions League 2
- Relegation Playoff
- Relegation
- Champion



TOP DIVISION

LOWER DIVISIONS

	Uzbekistan Super League	Pro League	First League
Competition Format:	Home / Away	Home / Away + playoff 3 to 5 place	Teams play Once each other
Continental Competitions Spots:	1 AFC Champions League Elite (x1 LS) 1 AFC Champions League 2 (x1 GS)	N/A	
Promotion Spots:	N/A	2 + 1 Playoff	1
Relegation Spots:	1 + 2 Playoff	1	1



Other League's Competitions:

- Lower Division(s):**
Pro League (2nd tier)
First League (3rd tier)
- Youth Competition(s):**
U21 League
U19 League
- Cups:**
Uzbekistan Cup
League Cup
- Supercup:**
Uzbekistan Supercup
- Feminine Competition(s):**
N/A



Competitive Balance:

- Last Five Champions:**
 - Pakhtakor (2023)
 - Pakhtakor (2022)
 - Pakhtakor (2021)
 - Pakhtakor (2020)
 - Pakhtakor (2019)
- Average Point Difference (between 1st and 2nd across 5 seasons):**
10.2 (26 games)
- Average Margin of Victory (last season average margin of goals scored versus goals conceded per game):**
1.104

Rotation of clubs qualified for continental competitions:



COMPETITIONS

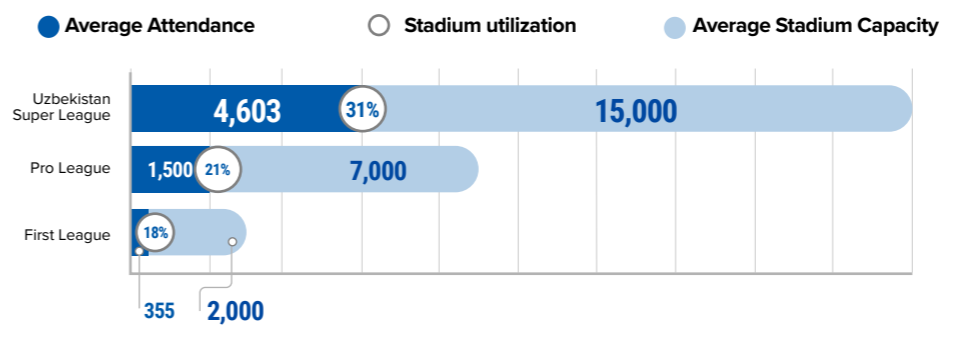
TOP DIVISION

LOWER DIVISIONS

	Uzbekistan Super League	Pro League	First League
Teams:	14	11	15
Matchdays:	26	22	14
Regular Season Matchdays:	N/A	N/A	
Playoff Matchdays:	N/A	N/A	
Total Matches:	182	110	98



Viewership (Season 2023):



Overall Attendance

Uzbekistan Super League	837,693
Pro League	165,010
First League	34,790

Total Viewership: TV - 56,200,000
OTT - 10,450,000

Free to air games: 182

Subscription Models and Cost Per Model: N/A


Most followed social media channel:

62,100 Followers



GOVERNANCE

Legal Structure

Date of Creation:



Type of Structure:
 Self-governing entity within FA


Assembly Composition:
 Members - 51 (50 Clubs plus FA)
 • 1st tier — 14 clubs
 • 2nd tier — 11 clubs
 • 3rd tier — 15 clubs
 • Futsal League — 10 clubs
 • FA - 1 vote
 1 member = 1 vote


Board Composition:
 Members - 9
 • Clubs (5)
 • Women's Football Representative (1)
 • Legal advisor (1)
 • FA Vice President (1)
 • League's General Director (1)
 1 member = 1 vote

Board's Term of Office:
 4 Years

President's Term of Office:
 4 Years

FA's Vote in League's Assembly:


FA's Vote in League's Board:


League's/Clubs' Vote in FA's Assembly:


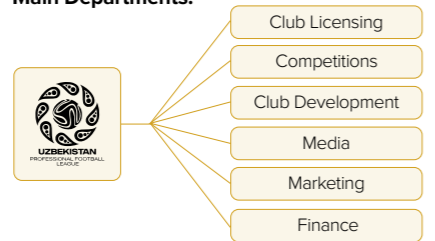
League's/Clubs' Vote in FA's Board:
 None

Internal Organization

Total Employees:
 55

Main Departments:

- Club Licensing
- Competitions
- Club Development
- Media
- Marketing
- Finance



League's Responsibilities

Fixtures:
 League

Players' Registration:
 League

Licensing:
 League and FA

Disciplinary:
 League and FA (FA's Disciplinary Committee has the responsibility to regulate matters relating to the imposition of disciplinary measures, including for ethical misconduct)

Financial Control:
 League

Refereeing Payments:
 Referee - League
 VAR - League

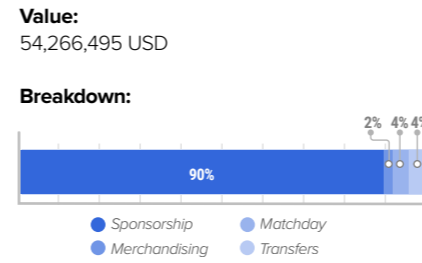
Clubs' Governance

Clubs' Ownership Models:
 Company (Domestic Owned) - 13
 Public Structure - 1

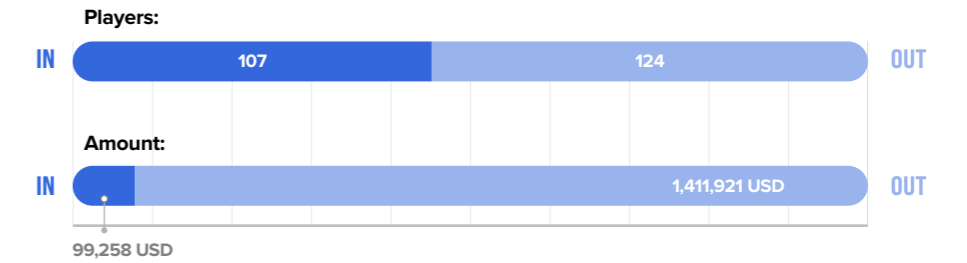
Multiclub ownership:
 None

...FINANCIAL

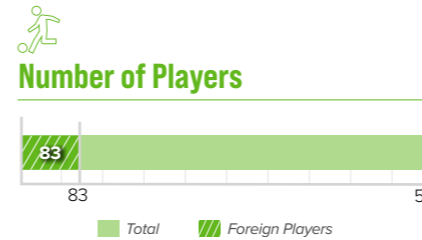
Aggregated Club Revenues Previous Season



International Transfers



PLAYERS' RELATED MATTERS



Team Rules

Squad Size Limit:
 40

Loan Limit:
 6 IN a club
 6 OUT of a club
 2 BETWEEN the same clubs

Home-Grown Player Rule:
 X No

Nationality Rule:
 5 + 1 AFC player

Other:
 X No

Labor Relations

League Collective Representative of Clubs:
 X No

Collective Bargaining Agreement:
 ✓ Yes, with Football Players Union

Labor Dispute Resolution Chamber:
 ✓ Yes, it is under the jurisdiction of the FA

Salary

Average Monthly Salary:
 8,000 USD

Legal Minimum Monthly Salary:
 85 USD (Country Law)


Salary Cap:
 X No


Youth Development

First Professional Contract Age:
 16 years old

FINANCIAL

League Budget

Total Generated Revenues:
 **1.6 M USD**

League's Operating Costs:
 **1.55 M USD**

Data Rights

Fast Betting Data Rights:
 SportsLevel

Event Data:
 None

Tracking Data:
 None


Performance Data:
 None


	Media Rights	Domestic	International
CENTRALIZATION: YES	Value per season:	Not Sold	65,000 USD
	Contract Term:	Not Sold	2024
	Breakdown:	Not Sold	Retain by the league
	Ratio First / Last:	Not Sold	N/A

Centralized Sponsorship

Value:
 600,000 USD

Breakdown:
 Retain by the league

Title Sponsor:
 Coca-Cola (2023 to 2025)

Ball Sponsor:
 Molten (2024)

Other sponsor:
 APEX (2023-2024); BMB (2023-2024); Centrum Air (2023-2024)

SOLIDARITY

Payments to Lower Divisions:
 X No

Payments to FA:
 220,000 USD (for VAR License and Organization of Competitions)

Direct Payments to Grassroots:
 X No

Other Payments:
 X No

DOMESTIC TRAINING REWARDS

Domestic Training Compensation: Training compensation is paid by the new club to the clubs that trained the player between the ages 12 and 21. Compensation is payable until the end of the season of the player's 23rd birthday.

Levy on Domestic Transfers: X No

EUROPE



ALBANIA



FINLAND



ISRAEL



NETHERLANDS



SERBIA



AUSTRIA



FRANCE



ITALY




NORTHERN IRELAND



SLOVAKIA



BELGIUM



GERMANY



ITALY LEGA PRO



NORWAY



SPAIN



BULGARIA



GERMANY DFB



KAZAKHSTAN



POLAND



SWEDEN



CZECH REPUBLIC



GREECE



LATVIA



PORTUGAL



SWITZERLAND



DENMARK



ICELAND



MALTA



ROMANIA



TURKEY



ENGLAND



IRELAND



NETHERLANDS



SCOTLAND



UKRAINE





ALBANIA

LIGA PROFESIONISTE E FUTBOLLIT
Year of creation: 2018

Capital: Tirana
Surface Area (km²): 28,748
Currency (Code): Albanian Lek
Main Language: Albanian
Total Population ('000, 2023): 2,860
GDP (Million USD, 2023): 23,030
GDP per Capita (USD, 2023): 8,060



SEASON 2023/2024

DUAL YEAR LEAGUE

TEAM	MP	W	D	L	F	A	D	P
1. Egnatia	36	18	9	9	51	38	+13	63
2. Partizani	36	17	12	7	51	29	+22	63
3. Vllaznia	36	16	11	9	41	34	+7	59
4. Skënderbeu	36	15	6	15	37	39	-2	51
5. Tirana	36	13	11	12	56	49	+7	50
6. Teuta	36	13	11	12	36	35	+1	50
7. Dinamo City	36	13	8	15	42	43	-1	47
8. Laçi	36	10	16	10	37	31	+6	46
9. Erzeni	36	7	11	18	29	57	-28	32
10. Kukësi	36	6	9	21	31	56	-25	27

- UEFA Champions League
- UEFA Conference League
- Final Four
- Relegation Playoff
- Relegation
- Champion

COMPETITIONS

	Abissnet Superiore
Teams:	10
Matchdays:	38 <i>+ 37 for relegation playoffs club</i>
Regular Season Matchdays:	36
Playoff Matchdays:	2
Total Matches:	184



TOP DIVISION

Abissnet Superiore

Competition Format:

- Home/Away (x4) + Final 4 (3 matches), + Playoff
- Championship Playoff: top 4
- Final in one game
- Relegation Playoff: 9th

Continental Competitions Spots:

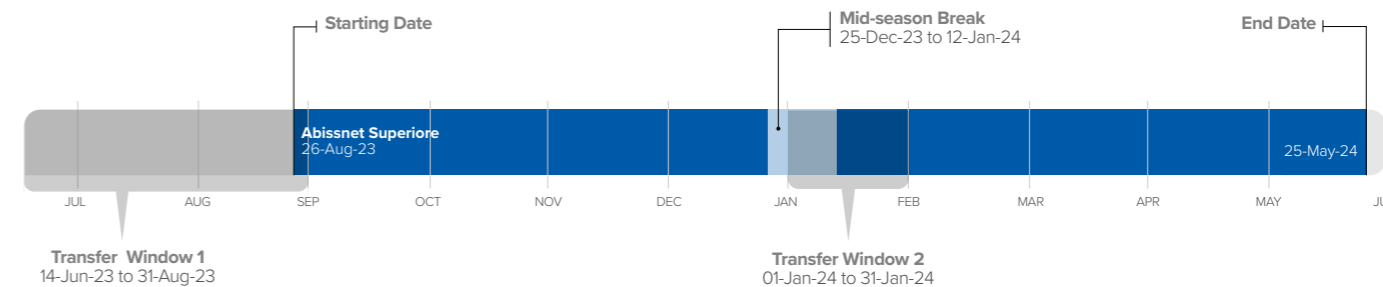

- 1 UEFA Champions League (x1 Q1)
- 3 UEFA Conference League (x3 Q1)

Promotion Spots:

N/A

Relegation Spots:

2



Other League's Competitions:

Lower Division(s):

FA-run

Youth Competition(s):

FA-run

Cups:

FA-run

Supercup:

FA-run

Feminine Competition(s):

FA-run



Competitive Balance:

Last Five Champions:

- Egnatia (2023/2024)
- Partizani (2022/2023)
- Tirana (2021/2022)
- Teuta (2020/2021)
- Tirana (2019/2020)

Average Point Difference (between 1st and 2nd across 5 seasons):

2.8 (36 games)

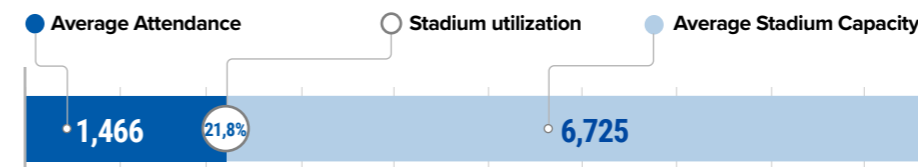
Average Margin of Victory (last season average margin of goals scored versus goals conceded per game)

1.098

Rotation of clubs qualified for continental competitions:



Viewership (Season 2022/23):



Overall Attendance

265,346

Total Viewership: Not available


Free to air games: 184

Subscription Models and Cost Per Model: Free to air

Most followed social media channel: None

GOVERNANCE

Legal Structure

Date of Creation:
 2018

Type of Structure:
 Association

Assembly Composition:
 10 members:
 • 1st Tier Clubs
 1 member = 1 vote


Board Composition:
 None

Board's Term of Office:
 N/A

President's Term of Office:
 4 Years

FA's Vote in League's Assembly:
 None

FA's Vote in League's Board:
 N/A

League's/Clubs' Vote in FA's Assembly:
 10 to 33

League's/Clubs' Vote in FA's Board:
 None

Internal Organization

Total Employees:
 4

Main Departments:
 None

League's Responsibilities

Fixtures:
 FA

Players' Registration:
 FA

Licensing:
 FA

Disciplinary:
 FA

Financial Control:
 FA

Refereeing Payments:
 Referee - FA
 VAR - FA

Clubs' Governance

Clubs' Ownership Models:
 Company (Domestic Owned) - 8
 Public Structure - 2

Multiclub ownership:
 None

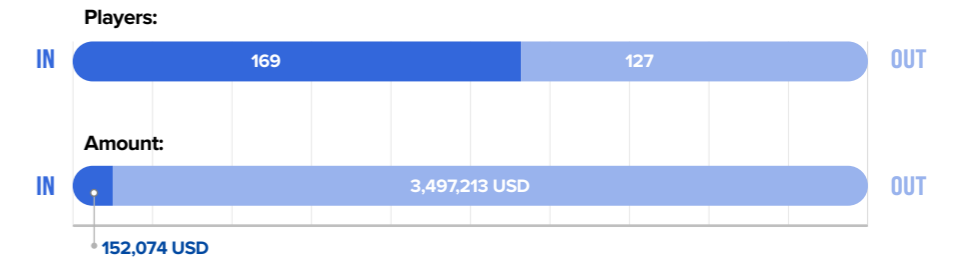
...FINANCIAL

Aggregated Club Revenues Previous Season

Value:
 5.21 M USD (4.8 M EUR)

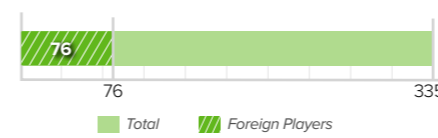
Breakdown:
 Not available

International Transfers



PLAYERS' RELATED MATTERS

Number of Players



Team Rules

Squad Size Limit:
 21 Players max

Loan Limit:
 X No limit

Home-Grown Player Rule:
 X No

Nationality Rule:
 5 foreign players allowed in starting 11

Other:
 Kosovars and Macedonian are considered as domestic players

Labor Relations

League Collective Representative of Clubs:
 X No

Collective Bargaining Agreement:
 X No

Labor Dispute Resolution Chamber:
 ✓ Yes, within FA

Salary

Average Monthly Salary:
 1,085 USD (1,000 EUR)

Legal Minimum Monthly Salary:
 434 USD (400 EUR)

Salary Cap:
 X No

Youth Development

First Professional Contract Age:
 16 years old (with parents permission)

FINANCIAL

League Budget

Total Generated Revenues:
 **184,530 USD** (170,000 EUR)

League's Operating Costs:
 **10,855 USD** (10,000 EUR)

	Media Rights	Domestic	International
CENTRALIZATION: YES ✓	Value per season:	Not available	Not sold
	Contract Term:	Not available	Not sold
	Breakdown:	Not available	Not sold
	Ratio First / Last:	Not available	Not sold

Data Rights

Fast Betting Data Rights:
 None

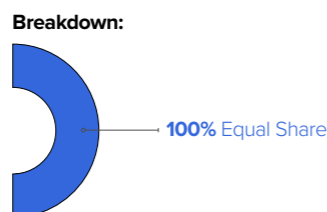
Event Data:
 None


Tracking Data:
 None

Performance Data:
 None

Centralized Sponsorship

Value:
 184,530 USD (170,000 EUR)



Title Sponsor:
 Abissnet (2021/22 -2023/24)

Ball Sponsor:
 None

Other sponsor:
 None

SOLIDARITY

Payments to Lower Divisions: X No

Payments to FA: X No

Direct Payments to Grassroots: X No

Other Payments: X No

DOMESTIC TRAINING REWARDS

Domestic Training Compensation: X No

Levy on Domestic Transfers: X No



AUSTRIA

BUNDESLIGA
Year of creation: 1974

Capital: Vienna
Surface Area (km²): 83,871
Currency (Code): EUR (Euro)
Main Language: German
Total Population ('000, 2023): 9,070
GDP (Million USD, 2023): 526,180
GDP per Capita (USD, 2023): 58,010



SEASON 2023/2024

DUAL YEAR LEAGUE

Championship Round

Relegation Round

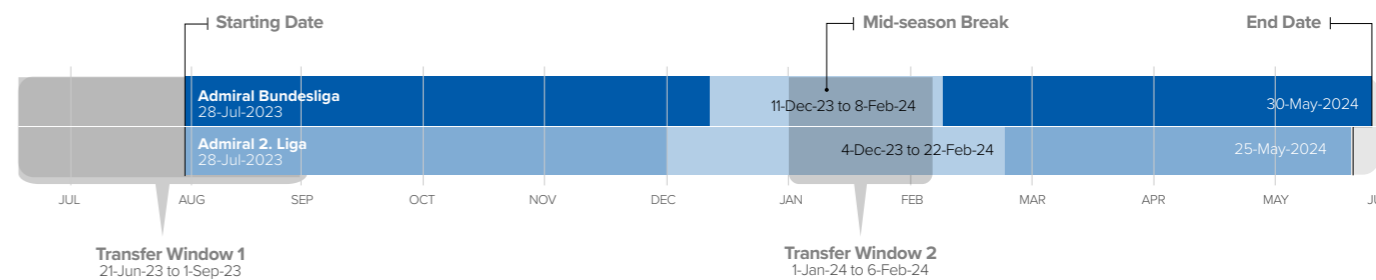
TEAM	MP	W	D	L	F	A	D	P
1. Sturm Graz	32	19	10	3	54	23	+31	44
2. RB Salzburg	32	20	7	5	67	28	+39	42
3. LASK	32	14	10	8	43	33	+10	34
4. SK Rapid	32	11	12	9	47	35	+12	28
5. Hartberg	32	12	9	11	49	52	-3	28
6. Austria Klagenfurt	32	9	12	11	40	50	-10	22
7. Wolfsberger AC	32	12	10	10	41	39	+2	31
8. Austria Wien	32	12	10	10	35	34	+1	29
9. Blau-Weiß Linz	32	7	11	14	33	48	-15	22
10. SCR Altach	32	6	13	13	27	40	-13	21
11. WSG Tirol	32	7	5	20	29	55	-26	19
12. Austria Lustenau	32	4	9	19	22	58	-36	16

- UEFA Champions League
- UEFA Europa League
- UEFA Conference League
- Relegation
- Champion

TOP DIVISION

LOWER DIVISIONS

	Admiral Bundesliga	Admiral 2. Liga
Competition Format:	Home/Away + 2nd stage split: Home/Away: • Championship Group: top 6 • Relegation Group: bottom 6	Home / Away
Continental Competitions Spots:	2 UEFA Champions League (x1 LS & x1 QR2nc) 2 UEFA Europa League (x1 PO & x1 QR2) 1 UEFA Conference League (x1 QR2)	N/A
Promotion Spots:	N/A	1
Relegation Spots:	1	3



Other League's Competitions:

Lower Division(s):
Admiral 2. Liga (2nd Tier)

Youth Competition(s):
FA-run

Cups:
FA-run

Supercup:
Not existing

Feminine Competition(s):
FA-run



Competitive Balance:

Last Five Champions:

- Sturm Graz (2023/24)
- RB Salzburg (2022/23)
- RB Salzburg (2021/22)
- RB Salzburg (2020/21)
- RB Salzburg (2019/20)

Average Point Difference (between 1st and 2nd across 5 seasons):
10 (32 games, halving after 22 round)

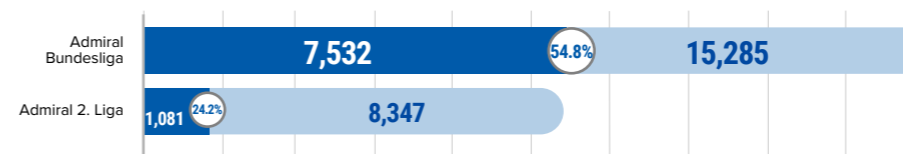
Average Margin of Victory (last season average margin of goals scored versus goals conceded per game):
1.349

Rotation of clubs qualified for continental competitions:



Viewership (Season 2022/23):

- Average Attendance
- Stadium utilization
- Average Stadium Capacity



Total Viewership: Not available

Subscription Models and Cost Per Model:
1 year 195 USD (180 EUR)
6 month 130 USD (120 EUR)
1 month 27 USD (25 EUR)

Free to air games: 4

Most followed social media channel: 106,000 Followers

COMPETITIONS

TOP DIVISION

LOWER DIVISIONS

	Admiral Bundesliga	Admiral 2. Liga
Teams:	12	16
Matchdays:	32 <small>• Up to 35 for clubs in Conference League Playoff</small>	30
Regular Season Matchdays:	22	N/A
Playoff Matchdays:	10	N/A
Total Matches:	195	240

GOVERNANCE

Legal Structure



Type of Structure:
Non-profit Organization

Assembly Composition:

- 28 members:
- 1st tier clubs (12) (5 votes each)
- 2nd tier clubs (16) (2 votes each)
- B-Teams don't have a voting right and their votes are shared among the remaining clubs of 2nd tier

Board Composition:

- 7 members:
- 1st tier clubs (5)
- 2nd tier clubs (2)
- 1 member = 1 vote

Board's Term of Office:

4 Years

President's Term of Office:

4 Years

FA's Vote in League's Assembly:

None

FA's Vote in League's Board:

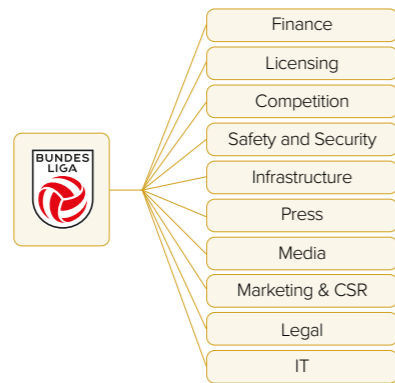
None



Internal Organization

Total Employees:
23

Main Departments:



League's Responsibilities

Fixtures:
League

Players' Registration:
League

Licensing:
League

Disciplinary:
League

Financial Control:
League

Refereeing Payments:
Referee - League invoiced by FA
VAR - League invoiced by FA, only technical costs directly by league

Clubs' Governance

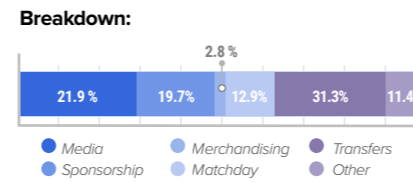
Clubs' Ownership Models:
Association - 12

Multiclub ownership:
None

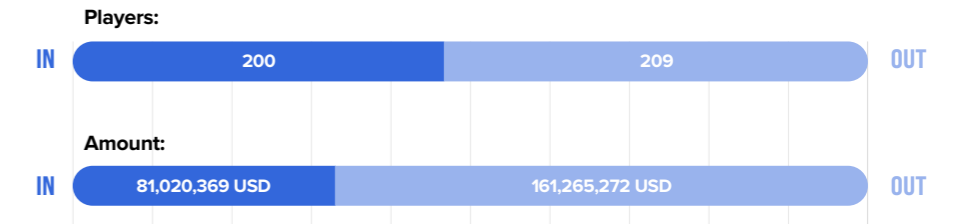
...FINANCIAL

Aggregated Club Revenues Previous Season

Value:
433.1 M USD (399 M EUR)

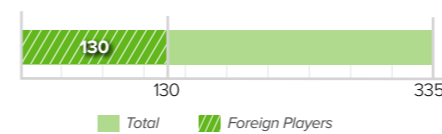


International Transfers



PLAYERS' RELATED MATTERS

Number of Players



Nationality Rule:
X No

Other:
X No

Labor Relations

League Collective Representative of Clubs:
✓ Yes

Collective Bargaining Agreement:
✓ Yes
• with National Players' Union

Labor Dispute Resolution Chamber:
✓ Yes
• Senate - 1st instance
• Protest Committee - 2nd instance

Salary

Average Monthly Salary:
Not available

Legal Minimum Monthly Salary:
1,737 USD (1,600 EUR)
• CBA

Salary Cap:
X No

Youth Development

First Professional Contract Age:
15 years old (with signature of the legal guardian) or 18 years old

FINANCIAL

League Budget

Total Generated Revenues:
119.4 M USD (110 M EUR)

League's Operating Costs:
5.43 M USD (5 M EUR)

CENTRALIZATION: YES	Value per season:	43.43 M USD (40 M EUR)
	Contract Term:	2018/19 - 2025/26
	Breakdown:	
	Ratio First / Last:	2.1

Data Rights

Fast Betting Data Rights:
IMG (European Leagues Deal)

Event Data:
OPTA

Tracking Data:
None

Performance Data:
Stats Perform

Centralized Sponsorship

Value:
1.85 M USD (1.7 M EUR)



Title Sponsor:
 Admiral (2021/23 to 2027/28)

Ball Sponsor:
 Adidas (2018/19 to 2023/24)

Other sponsor:
None

SOLIDARITY

Payments to Lower Divisions:
3.91 M USD (3.6 M EUR)

Payments to FA:
1.85 M USD (1.7 M EUR)

Direct Payments to Grassroots:
X No
• Only via training compensation

Other Payments:
X No

DOMESTIC TRAINING REWARDS

Domestic Training Compensation: ✓ Yes
• Transfers between league clubs and grass roots, as well as between league clubs

Levy on Domestic Transfers: X No



BELGIUM

PRO LEAGUE
Year of creation: 1974

Capital: Brussels
Surface Area (km²): 30,528
Currency (Code): EUR (Euro)
Main Language: Dutch, French, German
Total Population ('000, 2023): 11,700
GDP (Million USD, 2023): 627,510
GDP per Capita (USD, 2023): 53,660



SEASON 2023/2024

DUAL YEAR LEAGUE

Championship Round

1. Club Brugge	10	7	3	0	21	6	+15	50
2. Union SG	10	4	2	4	17	12	+5	49
3. Anderlecht	10	4	2	4	12	12	0	46
4. Cercle Brugge	10	3	4	3	13	13	0	37
5. Genk	10	4	1	5	8	17	-9	37
6. Antwerp	10	2	0	8	7	18	-11	32

Regular Ranking

1. Union SG	30	21	7	2	63	31	+32	70
2. Anderlecht	30	18	9	3	58	30	+28	63
3. Antwerp	30	14	10	6	55	27	+28	52
4. Club Brugge	30	14	9	7	62	29	+33	51
5. Cercle Brugge	30	14	5	11	44	34	+10	47
6. Genk	30	12	11	7	51	31	+20	47
7. Gent	30	12	11	7	53	38	+15	47
8. Mechelen	30	13	6	11	39	34	+5	45
9. Sint-Truiden	30	10	10	10	35	46	-11	40
10. Standard Liège	30	8	10	12	33	41	-8	34
11. Westerlo	30	7	9	14	42	54	-12	30
12. OH Leuven	30	7	8	15	34	47	-13	29
13. Charleroi	30	7	8	15	26	48	-22	29
14. Eupen	30	7	3	20	24	58	-34	24
15. Kortrijk	30	6	6	18	22	57	-35	24
16. RWD Molenbeek	30	5	8	17	31	67	-36	23

- UEFA Champions League
- UEFA Europa League
- UEFA Conference League
- Playoff
- Relegation Playoff
- Relegation
- Champion

COMPETITIONS

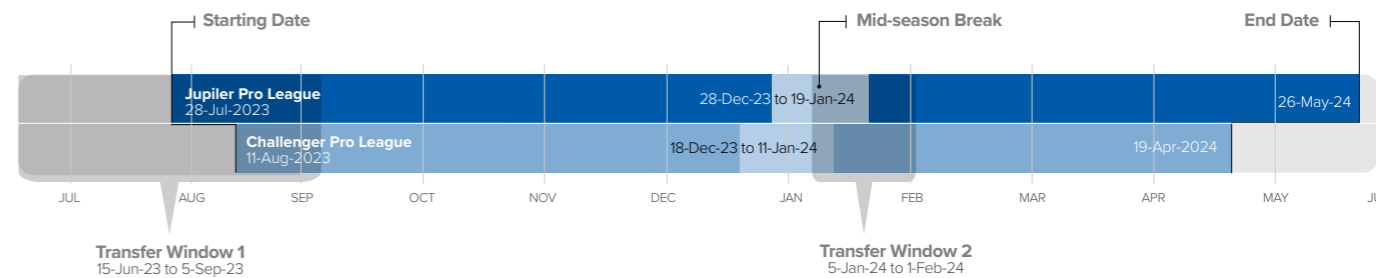
	TOP DIVISION Jupiler Pro League	LOWER DIVISIONS Challenger Pro League
Teams:	16	16
Matchdays:	40	30 <i>• Up to 34 for promotion playoff clubs</i>
Regular Season Matchdays:	30	N/A
Playoff Matchdays:	10 <i>• 10 matches for top 6 • 10 matches for second 6 • 6 matches for bottom 4</i>	N/A
Total Matches:	313	246



TOP DIVISION

LOWER DIVISIONS

	Jupiler Pro League	Challenger Pro League
Competition Format:	Home/Away: • Championship Group: top 6 • Europe Group: second 6 • Relegation Group: bottom 4	Home / Away + Playoff 3 to 7 place
Continental Competitions Spots:	2 UEFA Champions League (x1 LS & x1 Q3nc) 2 UEFA Europa League (x1 PO & x1 Q2) 1 UEFA Conference League (x1 Q2)	N/A
Promotion Spots:	N/A	2 + 1 Playoff
Relegation Spots:	2 + 1 Playoff	2



Other League's Competitions:

Lower Division(s):
Challenger Pro League (2nd Tier)

Youth Competition(s):
Yes, for 28 professional clubs

Cups:
Crocky Cup as of the moment professional clubs are introduced (Amateur and professional club's cup)

Supercup:
Yes

Feminine Competition(s):
Yes



Competitive Balance:

Last Five Champions:

- Club Brugge (2023/24)
- Antwerp (2022/23)
- Club Brugge (2021/22)
- Club Brugge (2020/21)
- Club Brugge (2019/20)

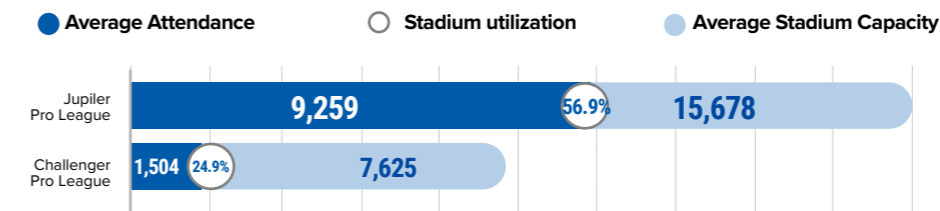
Average Point Difference (between 1st and 2nd across 5 seasons):
4.2 (37.8 games, points halving after 30 or 34 rounds)

Average Margin of Victory (last season average margin of goals scored versus goals conceded per game):
1.409

Rotation of clubs qualified for continental competitions:



Viewership (Season 2022/23):



Overall Attendance

Jupiler Pro League: 3,055,397
Challenger Pro League: 288,463

Total Viewership: TV - 29,566,841
OTT - 16,884 active users

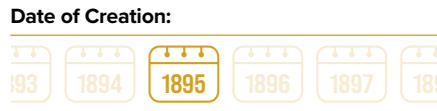
Subscription Models and Cost Per Model: Monthly Pass Dazn - 16.27 USD (14.99 EUR)
Monthly TV Subscription - 21.70 USD (19.99 EUR)

Most followed social media channel: Facebook
235,057 Followers

Free to air games: None

GOVERNANCE

Legal Structure



Type of Structure:
Association

Assembly Composition:
28 members:
• 1st Tier Clubs (16)
• 2nd Tier Clubs (12)
5 top-performing (past 5 seasons)
1st Tier Clubs = 3 votes
Remaining 1st Tier Clubs = 2 votes
2nd Tier Clubs = 1 vote

Board Composition:
10 members:
• President
• Club Representatives (9)
1 member = 1 vote

Board's Term of Office:
3 Years

President's Term of Office:
3 Years

FA's Vote in League's Assembly:
None

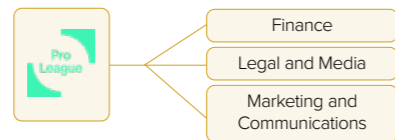
FA's Vote in League's Board:
None



Internal Organization

Total Employees:
12

Main Departments:



League's Responsibilities

Fixtures:
League

Players' Registration:
FA

Licensing:
League

Disciplinary:
FA

Financial Control:
League

Refereeing Payments:
Referee - Clubs
VAR - Clubs

Clubs' Governance

Clubs' Ownership Models:
Company (Domestic Owned) - 8
Company (Foreign Owned) - 18

Multiclub ownership:
10

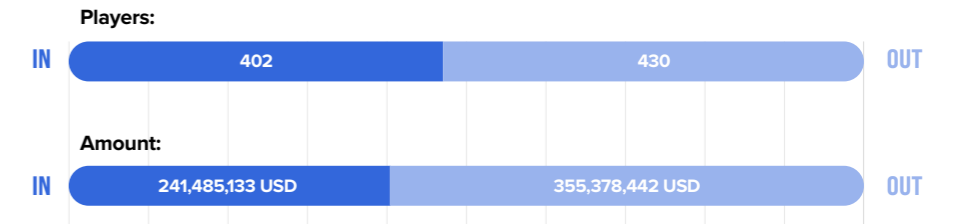
...FINANCIAL

Aggregated Club Revenues Previous Season

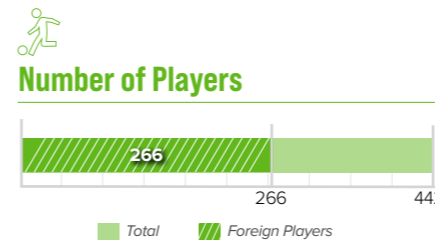
Value:
536.22 M USD (494 M EUR)

Breakdown:
Not available

International Transfers



PLAYERS' RELATED MATTERS



Nationality Rule:
✗ No

Other:
✗ No

Labor Relations

League Collective Representative of Clubs:
✓ Yes

Collective Bargaining Agreement:
✓ Yes
• With Belgian Professional Footballers' Association: ACV-Sporta

Labor Dispute Resolution Chamber:
✓ Yes
• Under FA's jurisdiction
• Arbitration procedure must be agreed by parties after dispute arises

Salary

Average Monthly Salary:
Not available

Legal Minimum Monthly Salary:
1,958 USD (1,804 EUR) - full-time
979 USD (902 EUR) - part-time
• Law

Salary Cap:
✗ No

Youth Development

First Professional Contract Age:
16 years old

FINANCIAL

League Budget

Total Generated Revenues:
Confidential

League's Operating Costs:
Confidential

	Media Rights	Domestic	International
CENTRALIZATION: YES	Value per season:	106.49 M USD (98.1 M EUR)	6.19 M USD (5.7 M EUR)
	Contract Term:	2020/21-2024/25	2020/21-2024/25
	Breakdown:		
	Ratio First / Last:	5	1

Data Rights

Fast Betting Data Rights:
IMG Arena

Event Data:
Stats Perform

Tracking Data:
Stats Perform

Performance Data:
Stats Perform

Centralized Sponsorship

Value:
7.06 M USD (6.5 M EUR)



Title Sponsor:
Jupiler (2022 to 2027)

Ball Sponsor:
KIPSTA (2023 to 2027)

Other sponsor:
Sorare, Bwin, MG, Lotto, Croky

SOLIDARITY

Payments to Lower Divisions:
2.93 M USD (2.7 M EUR)

Payments to FA:
6.51 M USD (6 M EUR)
• To FA

Direct Payments to Grassroots:
✗ No
• Only via training compensation

Other Payments:
5% Solidarity of Total Turnover

DOMESTIC TRAINING REWARDS

Domestic Training Compensation: ✓ Yes
• Tier 1 Clubs: 2,714 USD (2,500 EUR)
• Tier 2 Clubs: 8,141 USD (7,500 EUR)
• Tier 3 Clubs: 13,568 USD (12,500 EUR)

Levy on Domestic Transfers: ✗ No



BULGARIA

BULGARIAN PROFESSIONAL FOOTBALL LEAGUE
Year of creation: 1991

Capital: Sofia
Surface Area (km²): 110,994
Currency (Code): Bulgarian Lev
Main Language: Bulgarian
Total Population ('000, 2023): 6,410
GDP (Million USD, 2023): 89,040
GDP per Capita (USD, 2023): 13,772



SEASON 2023/2024

DUAL YEAR LEAGUE

TEAM

MP W D L F A D P

Championship Round

1. Ludogorets Razgrad	35	26	4	5	87	24	+63	82
2. Chernomorets	35	22	9	4	56	26	+30	75
3. CSKA Sofia	35	20	7	8	56	27	+29	67
4. Levski Sofia	35	19	7	9	50	30	+20	64
5. Lokomotiv Plovdiv	35	17	7	11	53	44	+9	58
6. Krumovgrad	35	13	10	12	45	45	0	49

Europa Conference League Round

7. CSKA 1948	36	13	13	10	35	30	+5	52
8. Arda	36	14	9	13	39	35	+4	51
9. Botev Plovdiv	36	12	9	15	50	42	+8	45
10. Slavia Sofia	36	12	7	17	35	51	-16	43

Relegation Round

11. Beroe	35	12	6	17	31	45	-14	42
12. Lokomotiv Sofia	35	11	6	18	30	58	-28	39
13. Hebar	35	9	7	19	35	49	-14	34
14. Botev Vratsa	35	9	6	20	28	56	-28	33
15. Pirin Blagoevgrad	35	7	11	17	26	48	-22	32
16. Etar	35	3	8	24	22	66	-44	17

- UEFA Champions League
- UEFA Europa League
- UEFA Conference League
- Relegation Playoff
- Relegation
- Champion

COMPETITIONS

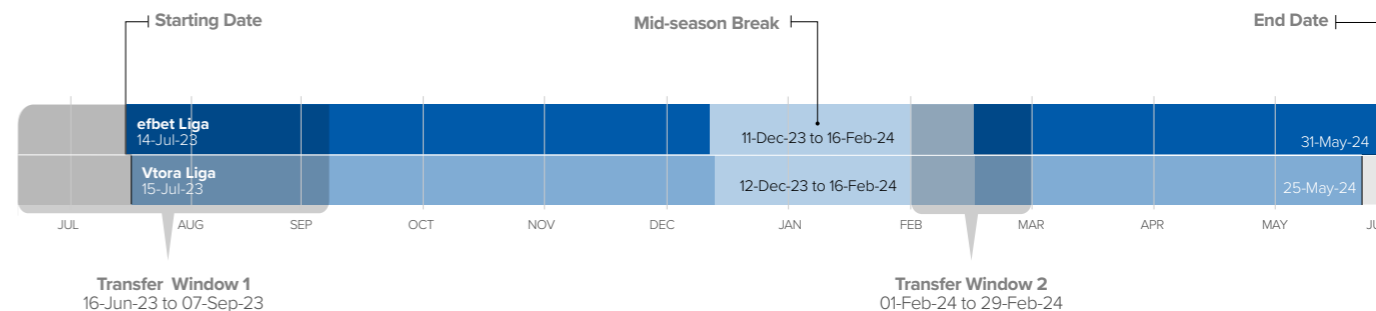
	efbet Liga	Vtora Liga
Teams:	16	18
Matchdays:	36 <small>• 35 for clubs in championship round • 35 for clubs in relegation round</small>	34 <small>• 35 for clubs in promotion playoff</small>
Regular Season Matchdays:	30	N/A
Playoff Matchdays:	6 <small>• 5 matches for top 6 and bottom 6 • 6 matches for middle 4</small>	N/A
Total Matches:	283	306



TOP DIVISION

LOWER DIVISION

	efbet Liga	Vtora Liga
Competition Format:	Home/Away + Playoff <small>• Championship Group: top 6 • Conference League Group: middle 4 • Relegation Group: bottom 6</small>	Home/Away
Continental Competitions Spots:	1 UEFA Champions League (x1 Q1) 1 UEFA Europa League (x1 Q1) 2 UEFA Conference League (x2 Q2)	N/A
Promotion Spots:	N/A	2 + 1 Playoff
Relegation Spots:	2 + 1 Playoff	4



Other League's Competitions:

Lower Division(s):

Vtora Liga (2nd Tier)

Youth Competition(s):

FA-run

Cups:

Bulgarian Cup

Supercup:

Yes

Feminine Competition(s):

FA-run



Competitive Balance:

Last Five Champions:

- Ludogorets Razgrad (2023/2024)
- Ludogorets Razgrad (2022/2023)
- Ludogorets Razgrad (2021/2022)
- Ludogorets Razgrad (2020/2021)
- Ludogorets Razgrad (2019/2020)

Average Point Difference (between 1st and 2nd across 5 seasons):

10.2 (32.6 games)

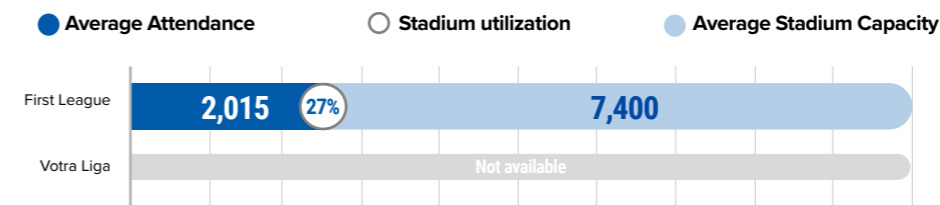
Average Margin of Victory (last season average margin of goals scored versus goals conceded per game)

1.417

Rotation of clubs qualified for continental competitions:



Viewership (Season 2022/23):



Overall Attendance

First League: 568,230

Vtora Liga: Not available

Total Viewership: TV - Not available
OTT - N/A

Subscription Models and Cost Per Model: Monthly subscription - 8.68 USD (8 EUR)

Free to air games: None


Most followed social media channel:



25,400 Followers

GOVERNANCE

Legal Structure

Date of Creation:
 1899 1990 1991 1992 1993 1994

Type of Structure:
 Association

Assembly Composition:
 32 members:
 • 1st Tier Clubs (16)
 • 2nd Tier Clubs (16) (reserve teams have no vote)
 1 member = 1 vote


Board Composition:
 11 Members:
 • President
 • 1st Tier Clubs (9)
 • 2nd Tier Clubs (1)
 1 member = 1 vote


Board's Term of Office:
 5 Years

President's Term of Office:
 5 Years

FA's Vote in League's Assembly:
 None

FA's Vote in League's Board:
 None


League's/Clubs' Vote in FA's Assembly:
 32 / 540

League's/Clubs' Vote in FA's Board:
 2 / 15

Internal Organization

Total Employees:
 5

Main Departments:



League's Responsibilities

Fixtures:
 League and FA

Players' Registration:
 FA

Licensing:
 FA

Disciplinary:
 FA

Financial Control:
 League and FA

Refereeing Payments:
 Referee - League
 VAR - League and FA

Clubs' Governance

Clubs' Ownership Models:
 Company (Domestic Owned) - 11
 Company (Foreign Owner) - 2
 Association - 3

Multiclub ownership:
 1

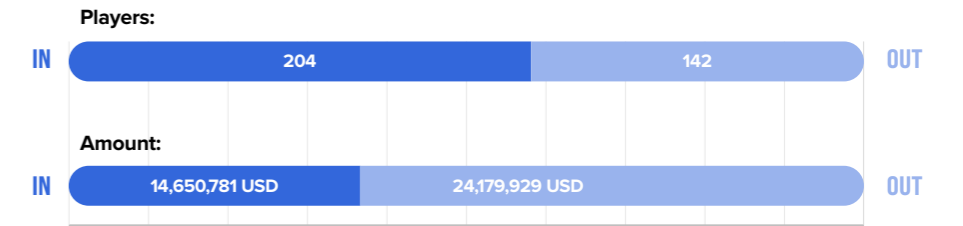
...FINANCIAL

Aggregated Club Revenues Previous Season

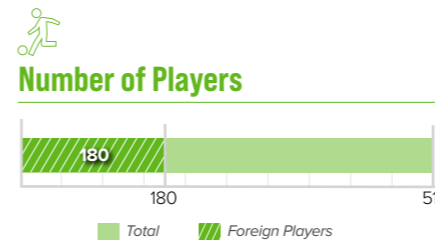
Value:
 69.47 M USD (64 M EUR)

Breakdown:
 Not available

International Transfers



PLAYERS' RELATED MATTERS



Nationality Rule:
 ✗ No

Other:
 ✗ No

Salary

Average Monthly Salary:
 Not available

Legal Minimum Monthly Salary:
 651 USD (600 EUR)

Salary Cap:
 ✗ No

Team Rules

Squad Size Limit:
 30 players max

Loan Limit:
 8 IN a club; 7 OUT from a club to another club in the same group; 8 OUT from a club anywhere

Home-Grown Player Rule:
 ✓ Yes, registration limits on max 30 players:
 • No Club or Federation restriction - first 20 players
 • Club Developed between 16 and 21 - no restriction
 • Federation developed between 12 and 21 - no restriction

Labor Relations

League Collective Representative of Clubs:
 ✓ Yes

Collective Bargaining Agreement:
 ✗ No

Labor Dispute Resolution Chamber:
 ✓ Yes

Youth Development

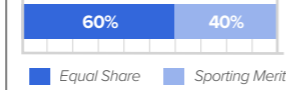
First Professional Contract Age:
 16 years old

FINANCIAL

League Budget

Total Generated Revenues:
 **4 M USD**

League's Operating Costs:
 **78,000 USD**

	Media Rights	Domestic	International
CENTRALIZATION: YES	Value per season:	4 M USD	Not Sold
	Contract Term:	2023/2024 - 2026/2027	Not Sold
	Breakdown:		Not Sold
	Ratio First / Last:	1.95	Not Sold

Data Rights

Fast Betting Data Rights:
 IMG (Rights part of Media rights deal)

Event Data:
 None

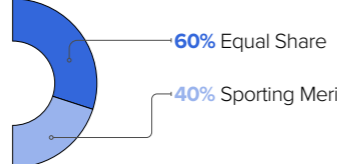
Tracking Data:
 None


Performance Data:
 None

Centralized Sponsorship

Value:
 1.4 M USD

Breakdown:



Title Sponsor:
 efbet (2019/20 - 2026/27)

Ball Sponsor:
 None

Other sponsor:
 None

SOLIDARITY

Payments to Lower Divisions:
 ✓ Yes, 40% of UEFA Solidarity Payments are distributed to Second and Third tier clubs.

Payments to FA:
 ✗ No

Direct Payments to Grassroots:
 ✗ No

Other Payments:
 ✗ No

DOMESTIC TRAINING REWARDS

Domestic Training Compensation: ✓ Yes
 First professional contract- training compensation for the club trained the player between age of 12 to 21

Levy on Domestic Transfers: ✗ No



CZECH REPUBLIC

LIGOVÁ FOTBALOVÁ ASOCIACE
Year of creation: 1993

Capital: Prague
Surface Area (km²): 78,867
Currency (Code): Czech koruna
Main Language: Czech
Total Population ('000, 2023): 11,000
GDP (Million USD, 2023): 335,240
GDP per Capita (USD, 2023): 30,470



SEASON 2023/2024

DUAL YEAR LEAGUE

TEAM MP W D L F A D P

Championship Group

1. Sparta Praha	35	27	6	2	82	30	+52	87
2. Slavia Praha	35	26	7	2	76	24	+52	85
3. Viktoria Plzeň	35	21	7	7	76	40	+36	70
4. Baník Ostrava	35	14	7	14	56	48	+8	49
5. Mladá Boleslav	35	13	8	14	51	59	-8	47
6. Slovácko	35	12	8	15	45	56	-11	44

Play-off

First Round		Second Round	
Teplice	2 2 4	Teplice	0 0 0
Slovan Liberec	0 1 1	Hradec Králové	1 2 3
Hradec Králové	3 3 6		
Sigma Olomouc	1 1 2		

Relegation Round

11. Jablonec	35	9	14	12	45	50	-5	41
12. Pardubice	35	11	7	17	39	47	-8	40
13. Bohemians 1905	35	9	12	14	34	48	-14	39
14. Karviná	35	8	8	19	38	62	-24	32
15. České Budějovice	35	7	8	20	41	70	-29	29
16. Zlín	35	5	12	18	40	69	-29	27

- UEFA Champions League
- UEFA Europa League
- UEFA Conference League
- Relegation Playoff
- Relegation
- Champion

COMPETITIONS

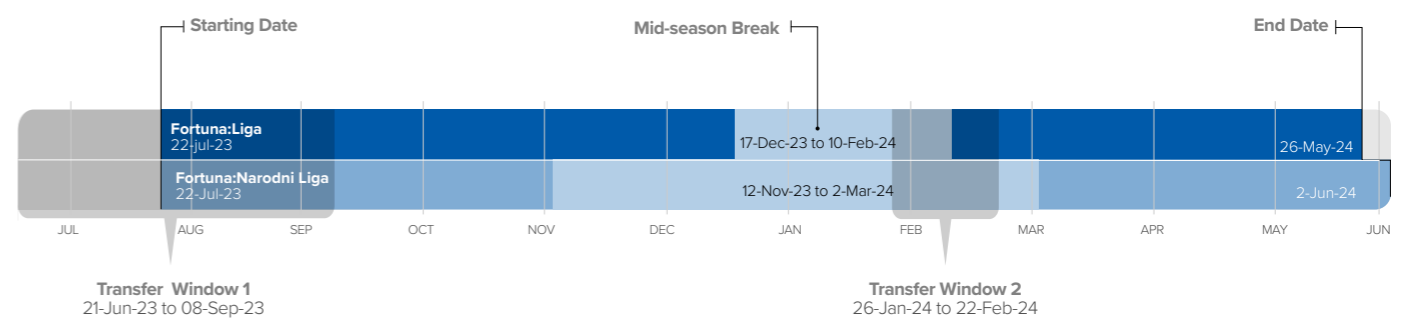
	Fortuna:Liga	Fortuna:Narodni Liga
Teams:	16	16
Matchdays:	35 • 37 for relegation playoff clubs	30 • 32 for promotion playoff clubs
Regular Season Matchdays:	30	N/A
Playoff Matchdays:	5	N/A
Total Matches:	277	244



TOP DIVISION

LOWER DIVISION

	Fortuna:Liga	Fortuna:Narodni Liga
Competition Format:	Home/Away + Playoff • Championship Group: top 6 • Playoff: middle 4 • Relegation Group: bottom 6	Home/Away
Continental Competitions Spots:	2 UEFA Champions League (x1 Q2 & x1 Q2nc) 1 UEFA Europa League (x1 Q3) 2 UEFA Conference League (x2 Q2)	N/A
Promotion Spots:	N/A	1 + 2 Playoff (min 1, max 3)
Relegation Spots:	1 + 2 Playoff (min 1, max 3)	2



Other League's Competitions:

Lower Division(s):
Fortuna:Narodni Liga

Youth Competition(s):
FA-run

Cups:
FA-run

Supercup:
None

Feminine Competition(s):
FA-run



Competitive Balance:

Last Five Champions:

- AC Sparta Praha (2023/24)
- AC Sparta Praha (2022/23)
- FC Viktoria Plzen (2021/22)
- SK Slavia Praha (2020/21)
- SK Slavia Praha (2019/20)

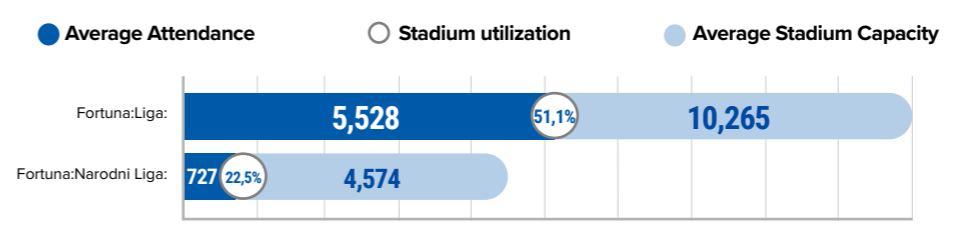
Average Point Difference (between 1st and 2nd across 5 seasons):
6 (34.8 games)

Average Margin of Victory (last season average margin of goals scored versus goals conceded per game)
1.397

Rotation of clubs qualified for continental competitions:



Viewership (Season 2022/23):



Overall Attendance

First League: 1,525,638
Fortuna: Narodni Liga: 192,363

Total Viewership: TV - 0
OTT - 28,706,804

Subscription Models and Cost Per Model: Monthly - 15.15 USD (13.96 EUR)

Free to air games: None

Most followed social media channel:



116,000 Followers



GOVERNANCE

Legal Structure



Type of Structure:
Association of professional clubs

Assembly Composition:
32 members:
• 1st Tier Clubs (16)
• 2nd Tier Clubs (16)
1 member = 1 vote

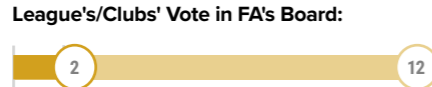
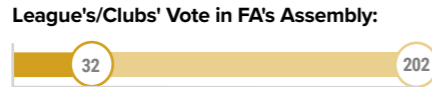
Board Composition:
7 Members:
• Chairman
• Vice-Chairmen (2)
• Members (4)
1 member = 1 vote

Board's Term of Office:
4 Years

President's Term of Office:
4 Years

FA's Vote in League's Assembly:
None

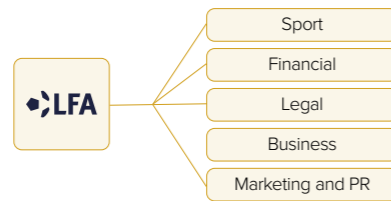
FA's Vote in League's Board:
None



Internal Organization

Total Employees:
8

Main Departments:



League's Responsibilities

Fixtures:
League

Players' Registration:
FA

Licensing:
FA

Disciplinary:
League

Financial Control:
FA

Refereeing Payments:
Referee - League
VAR - League

Clubs' Governance

Clubs' Ownership Models:
Company (Domestic Owned) - 12
Company (Foreign Owner) - 1
Association - 1
Public Structure - 2

Multiclub ownership:
None

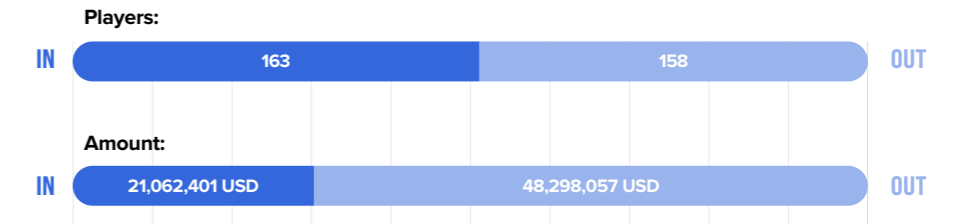
...FINANCIAL

Aggregated Club Revenues Previous Season

Value:
105.29 M USD (97 M EUR)

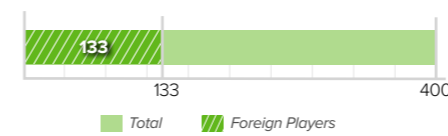
Breakdown:
Not available

International Transfers



PLAYERS' RELATED MATTERS

Number of Players



Nationality Rule:
Max 5 players outside EU countries or EU candidate countries involved in a game

Other:
X No

Team Rules

Squad Size Limit:
X No size limit

Loan Limit:
max 3 players loan IN from the club of the same competition

Home-Grown Player Rule:
X No

Labor Relations

League Collective Representative of Clubs:
X No

Collective Bargaining Agreement:
X No

Labor Dispute Resolution Chamber:
X No

Salary

Average Monthly Salary:
Not available

Legal Minimum Monthly Salary:
X No

Salary Cap:
X No

Youth Development

First Professional Contract Age:
15 years old

FINANCIAL

League Budget

Total Generated Revenues:
17 M USD

League's Operating Costs:
0.7 M USD

	Media Rights	Domestic	International
CENTRALIZATION: YES	Value per season:	10 M USD	Not Sold
	Contract Term:	2019/20 - 2023/24	Not Sold
	Breakdown:		Not Sold
	Ratio First / Last:	2.3	Not Sold

Data Rights

Fast Betting Data Rights:
IMG Arena

Event Data:
Hudl

Tracking Data:
Hudl

Performance Data:
Hudl

Centralized Sponsorship

Value:
Confidential

Breakdown:
Confidential

Title Sponsor:
FORTUNA | Fortuna (2018/19 - 2023/24)

Ball Sponsor:
SELECT | Select (2022/23 - 2025/26)

Other sponsor:
JVC, ČPP, Louda Auto

SOLIDARITY

Payments to Lower Divisions:
X No

Payments to FA:
280,000 USD


Direct Payments to Grassroots:
X No

Other Payments:
X No

DOMESTIC TRAINING REWARDS

Domestic Training Compensation: ✓ Yes

Levy on Domestic Transfers: X No



DENMARK

DIVISIONSFORENINGEN
Year of creation: 1991

Capital: Copenhagen
Surface Area (km²): 42,921
Currency (Code): Danish Krone (DKK)
Main Language: Danish
Total Population ('000, 2023): 5,890
GDP (Million USD, 2023): 420,800
GDP per Capita (USD, 2023): 71,400



DUAL YEAR LEAGUE

SEASON 2023/2024

Championship Round

TEAM	MP	W	D	L	F	A	D	P
1. Midtjylland	32	19	6	7	62	43	+19	63
2. Brøndby	32	18	8	6	60	35	+25	62
3. Copenhagen	32	18	5	9	64	38	+26	59
4. Nordsjælland	32	16	10	6	60	34	+26	58
5. AGF	32	11	11	10	42	46	-4	44
6. Silkeborg	32	10	6	16	39	50	-11	36

Relegation Round

7. Randers	32	10	11	11	41	49	-8	41
8. Viborg	32	11	7	14	38	48	-10	40
9. Vejle	32	9	9	14	32	36	-4	36
10. Lyngby	32	9	9	14	39	53	-14	36
11. OB	32	8	8	16	37	48	-11	32
12. Hvidovre	32	4	8	20	27	61	-34	2

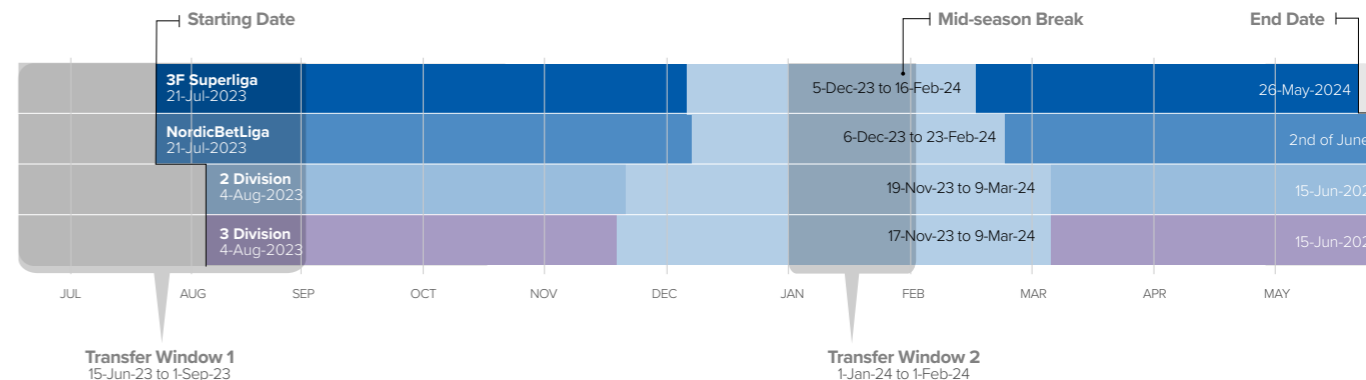
- UEFA Champions League
- UEFA Europa League
- UEFA Conference League
- Relegation
- Champion



TOP DIVISION

LOWER DIVISIONS

	3F SUPERLIGA	NordicBet LIGA	2 Division	3 Division
Competition Format:	Home/Away + Conference League Playoff • Championship Group: top 6 • Relegation Group: bottom 6	Home/Away • Championship Group: top 6 • Relegation Group: bottom 6	Home/Away • Championship Group: top 6 • Relegation Group: bottom 6	Home/Away • Championship Group: top 6 • Relegation Group: bottom 6
Continental Competitions Spots:	1 UEFA Champions League (x1 Q2) 1 UEFA Europa League (x1 Q1) 2 UEFA Conference League (x2 Q2)		N/A	
Promotion Spots:	N/A	2	2	2
Relegation Spots:	2	2	2	3



Other League's Competitions:

Lower Division(s):
NordicBet LIGA (2nd Tier)
2 Division (3rd Tier)
3 Division (4th Tier)

Youth Competition(s):
FA-run

Cups:
Sydbank Pokalen (Final rounds run by the League and FA)

Supercup:
None

Feminine Competition(s):
Independent Organisation

Competitive Balance:

Last Five Champions:
• Midtjylland (2023/24)
• Copenhagen (2022/23)
• Copenhagen (2021/22)
• Brøndby (2020/21)
• Midtjylland (2019/20)

Average Point Difference (between 1st and 2nd across 5 seasons):
4.6 (32.8 games)

Average Margin of Victory (last season average margin of goals scored versus goals conceded per game):
1.280

Rotation of clubs qualified for continental competitions:



COMPETITIONS

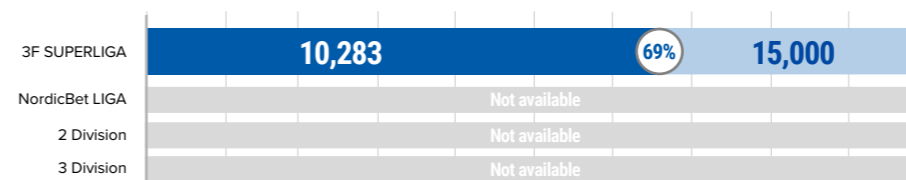
TOP DIVISION

LOWER DIVISIONS

	3F SUPERLIGA	NordicBet LIGA	2 Division	3 Division
Teams:	12	12	12	12
Matchdays:	32 • 33 for clubs in Conference League Playoff	32	32	32
Regular Season Matchdays:	22	22	22	22
Playoff Matchdays:	10	10	10	10
Total Matches:	193	192	192	192

Viewership (Season 2022/23):

Average Attendance Stadium utilization Average Stadium Capacity



Total Viewership: Not available

Subscription Models and Cost Per Model:
Monthly - Streaming 1/3 - 2171 USD (20 EUR) at discoveryplus.
Monthly - Streaming 2/3 - 6513 USD (60 EUR) at Viaplay.
TV = various differences in packaging but never cheaper than streaming.

Free to air games: No

Overall Attendance

3F SUPERLIGA	1,975,454
NordicBet LIGA	Not available
2 Division	Not available
3 Division	Not available

Most followed social media channel:

Instagram
101,000 Followers

GOVERNANCE

Legal Structure



Type of Structure:
Association
• League recognized by the FA

Assembly Composition:
48 members:
• 1st Tier Clubs (12)
• 2nd Tier Clubs (12)
• 3rd Tier Clubs (12)
• 4th Tier Clubs (12)
1st Tier Clubs = 1/3 of the votes
2nd Tier Clubs = 1/3 of the votes
3rd and 4th Tier Clubs = 1/3 of the votes

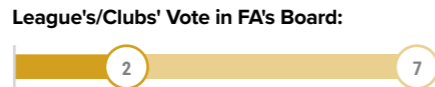
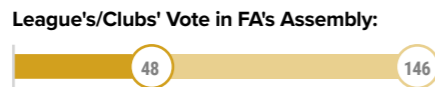
Board Composition:
9 members:
• Chairman
• 1st Tier Clubs (4)
• 2nd and 3rd Tier Clubs (4)
1 member = 1 vote

Board's Term of Office:
1 Year

President's Term of Office:
4 Years

FA's Vote in League's Assembly:
None

FA's Vote in League's Board:
None

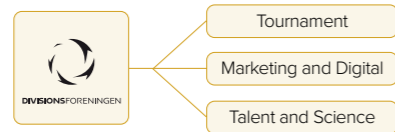


a. 2 spots for Men's League
b. 1 spot for Women's League

Internal Organization

Total Employees:
15

Main Departments:



League's Responsibilities

Fixtures:
League and FA
• Long-term delegation from FA

Players' Registration:
FA
• Professional contracts approved by League

Licensing:
FA
• Licensing terms by League; management by FA

Disciplinary:
FA

Financial Control:
FA

Refereeing Payments:
Referee - Club
VAR - Club
FA handles training, administration and 25% of VAR tech cost.

Clubs' Governance

Clubs' Ownership Models:
Company (Domestic Owned) - 9

Multiclub ownership:
3

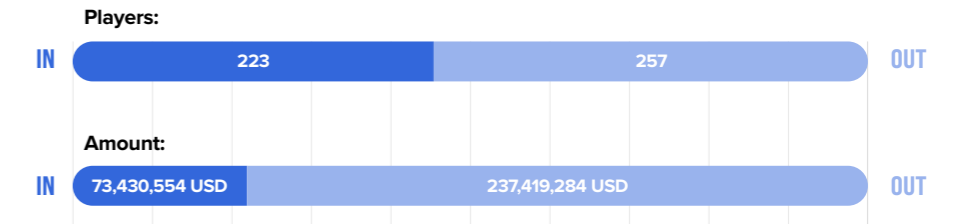
...FINANCIAL

Aggregated Club Revenues Previous Season

Value:
Approx 350 M USD

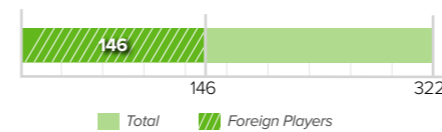
Breakdown:
Not available

International Transfers



PLAYERS' RELATED MATTERS

Number of Players



Nationality Rule:
✗ No

Other:
✗ No

Labor Relations

League Collective Representative of Clubs:
✓ Yes
• Via separate entity - Danish League Employers Organization

Collective Bargaining Agreement:
✓ Yes
• With Danish Football Players' Union: Spillerforeningen

Labor Dispute Resolution Chamber:
✗ No
• Via Labor Courts

Salary

Average Monthly Salary:
Not available

Legal Minimum Monthly Salary:
3,474 USD (3,200 EUR)
• CBA

Salary Cap:
✗ No

Youth Development

First Professional Contract Age:
15 years old

FINANCIAL

League Budget

Total Generated Revenues:
Confidential

League's Operating Costs:
2.17 M USD (2 M EUR)

Data Rights

Fast Betting Data Rights:
IMG Arena

Event Data:
OPTA

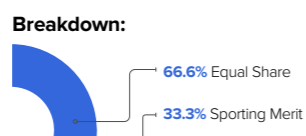
Tracking Data:
SECOND SPECTRUM

Performance Data:
None

	Media Rights	Domestic	International
CENTRALIZATION: YES	Value per season:	Confidential	Confidential
	Contract Term:	2015/16- 2023/24 and 2024-30	2021/22-2023/24
	Breakdown:		
	Ratio First / Last:	4	4

Centralized Sponsorship

Value:
Confidential



Title Sponsor:
3F | 3F (2019/20 to 2022/23)

Ball Sponsor:
SELECT | Select (2015/16 to 2023/24)

Other sponsor:
BETTING EXPECT (2023-24)

SOLIDARITY

Payments to Lower Divisions:
9% of Total Revenue to 2nd Tier
2% of Total Revenue to 3rd + 4th Tier

Payments to FA:
✓ Yes 6.51 M USD (6 M EUR)
• Via collaboration with the FA
• 9.5% of Total Revenue

Direct Payments to Grassroots:
Handled via the FA payment

Other Payments:
Clubs do collaboration programs with grassroots clubs, where various services are offered like training of coaches, free tickets etc.

DOMESTIC TRAINING REWARDS

Domestic Training Compensation:
✓ Yes
• 3,256 USD (3,000 EUR) for 1st and 2nd contract to training clubs

Levy on Domestic Transfers:
✗ No



ENGLAND

PREMIER LEAGUE
Year of creation: 1992

Capital: London
Surface Area (km²): 130,279
Currency (Code): GBP (Pound Sterling)
Main Language: English
Total Population ('000, 2023): 56,720
GDP (Million USD, 2023): 3,330,000 (UK)
GDP per Capita (USD, 2023): 48,910 (UK)



SEASON 2023/2024

DUAL YEAR LEAGUE

TEAM	MP	W	D	L	F	A	D	P
1. Manchester City	38	28	7	3	96	34	+62	91
2. Arsenal	38	28	5	5	91	29	+62	89
3. Liverpool	38	24	10	4	86	41	+45	82
4. Aston Villa	38	20	8	10	76	61	+15	68
5. Tottenham Hotspur	38	20	6	12	74	61	+13	66
6. Chelsea	38	18	9	11	77	63	+14	63
7. Newcastle United	38	18	6	14	85	62	+23	60
8. Manchester United	38	18	6	14	57	58	-1	60
9. West Ham United	38	14	10	14	60	74	-14	52
10. Crystal Palace	38	13	10	15	57	58	-1	49
11. Brighton & Hove Albion	38	12	12	14	55	62	-7	48
12. Bournemouth	38	13	9	16	54	67	-13	48
13. Fulham	38	13	8	17	55	61	-6	47
14. Wolverhampton Wanderers	38	13	7	18	50	65	-15	46
15. Everton	38	13	9	16	40	51	-11	40
16. Brentford	38	10	9	19	56	65	-9	39
17. Nottingham Forest	38	9	9	20	49	67	-18	32
18. Luton Town	38	6	8	24	52	85	-33	26
19. Burnley	38	5	9	24	41	78	-37	24
20. Sheffield United	38	3	7	28	35	104	-69	16

- UEFA Champions League
- UEFA Europa League
- UEFA Conference League
- Relegation
- Champion

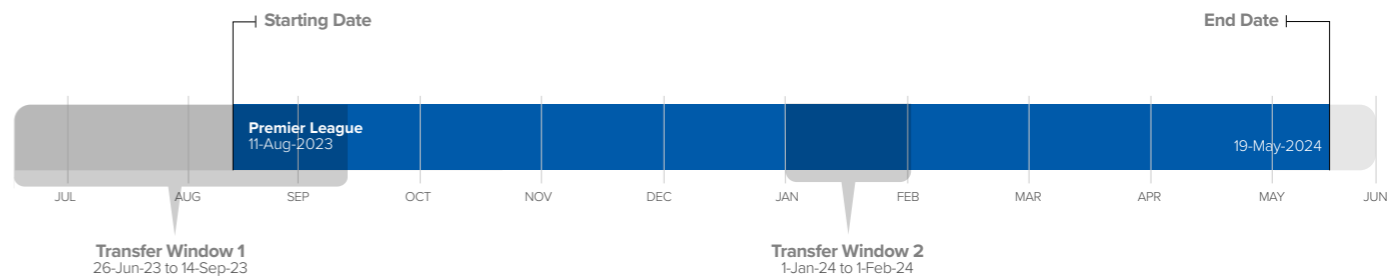
COMPETITIONS

	Premier League
Teams:	20
Matchdays:	38
Regular Season Matchdays:	N/A
Playoff Matchdays:	N/A
Total Matches:	380

TOP DIVISION

Premier League

Competition Format:	Home/Away
Continental Competitions Spots:	4 UEFA Champions League (x4 LS) 2 UEFA Europa League (x2 LS) 1 UEFA Conference League (x1 PO)
Promotion Spots:	N/A
Relegation Spots:	3



Other League's Competitions:

Lower Division(s):
Independent Organisation

Youth Competition(s):
League and FA

Cups:
League and FA

Supercup:
FA-run

Feminine Competition(s):
FA-run until NewCO formalised, expected late 2024



Competitive Balance:

Last Five Champions:

- Manchester City (2023/24)
- Manchester City (2022/23)
- Manchester City (2021/22)
- Manchester City (2020/21)
- Liverpool (2019/20)

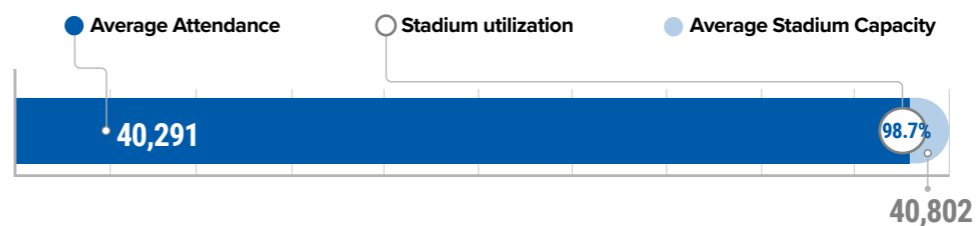
Average Point Difference (between 1st and 2nd across 5 seasons):
7.6 (38 games)

Average Margin of Victory (last season average margin of goals scored versus goals conceded per game):
1.592

Rotation of clubs qualified for continental competitions:



Viewership (Season 2022/23):



Overall Attendance

15,310,526

Total Viewership: 3 Billion

Subscription Models and Cost Per Model: Various Options

Free to air games: None in the UK

Most followed social media channel: 72.5 M Followers

GOVERNANCE

Legal Structure

Date of Creation:

Type of Structure:
 Private Limited Company

Assembly Composition:
 21 Members
 • Member Clubs: 20 Ordinary Shares
 • FA: 1 Special share
 1 Club Member = 1 vote
 • Decisions generally require two-thirds majority

Board Composition:
 5 members:
 • Chairman
 • Chief Executive Officer
 • Non-Executive Independent Directors (3)
 1 member = 1 vote

Board's Term of Office:
 3 Years

President's Term of Office:
 Unlimited

FA's Vote in League's Assembly:

 • FA holds a Special Share, but can only vote on specific matters (ie not commercial or broadcasting)


FA's Vote in League's Board:
 None

League's/Clubs' Vote in FA's Assembly:

 • League has voting power

League's/Clubs' Vote in FA's Board:

Internal Organization



League's Responsibilities

Fixtures:
 League

Players' Registration:
 League

Licensing:
 League

Disciplinary:
 League and FA, depending on matter

Financial Control:
 League

Refereeing Payments:
 Professional Game Match Officials Limited (organisation funded by PL, EFL and FA)

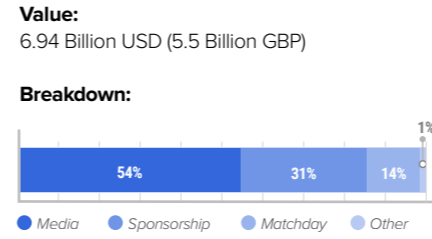
Clubs' Governance

Clubs' Ownership Models:
 Company (Domestic Owned) - 5
 Company (Foreign Owned) - 15

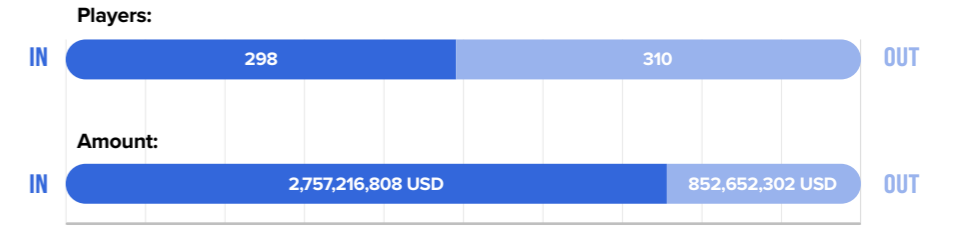
Multiclub ownership:
 8

...FINANCIAL

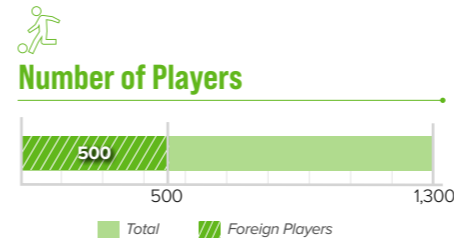
Aggregated Club Revenues Previous Season



International Transfers



PLAYERS' RELATED MATTERS



Team Rules

Squad Size Limit:
 25 max (over 21)
 • Unlimited U21

Loan Limit:
 2 in
 • 1 from same club

Home-Grown Player Rule:
 3 years with club before 21

Nationality Rule:
 ✗ No

Other:
 ✗ No

Labor Relations

League Collective Representative of Clubs:
 ✓ Yes

Collective Bargaining Agreement:
 ✓ Yes
 • With Professional Footballers' Association

Labor Dispute Resolution Chamber:
 ✓ Yes
 • Club Board - 1st instance
 • EPL Board - 2nd instance
 • EPL Appeals Committee - 3rd instance

Salary

Average Monthly Salary:
 Approx 227,189 USD (180,000 GBP)

Legal Minimum Monthly Salary:
 13.15 USD (10.42 GBP) /per hour
 • Law
 • Figure is for 23 and over; different figures for different age cohorts

Salary Cap:
 ✗ No

Youth Development

First Professional Contract Age:
 17 years old

FINANCIAL

League Budget

Total Generated Revenues:
4.42 Billion USD (3.5 Billion GBP)

League's Operating Costs:
Confidential

	Media Rights	Domestic and International	
CENTRALIZATION: YES ✓	Value per season:	2.08 Billion USD (1.65 Billion GBP)	2.15 Billion USD (1.7 Billion GBP)
	Contract Term:	2022/23 - 2024/25	
	Breakdown:		<p>• To point of previous cycle; increased sales paid as merit</p>
	Ratio First / Last:	1.6	

Data Rights

Fast Betting Data Rights:
 Genius Sports

Event Data:
 Stats Perform

Tracking Data:
 Second Spectrum

Performance Data:
 Stats Perform and Second Spectrum

Centralized Sponsorship

Value:
 Confidential

Breakdown:

• To point of previous cycle; increased sales paid as merit

Title Sponsor:
 None

Ball Sponsor:
 Nike (2000/01 to 2024/25)

Other sponsor:
 EA Sports, Barclays, Budweiser, Castrol, Hublot, Oracle, Avery Dennison, Panini and Sorare

SOLIDARITY

Payments to Lower Divisions:
 504.86 M USD (400 M GBP)

Payments to FA:
 ✗ No

Direct Payments to Grassroots:
 126.22 M USD (100 M GBP)

Other Payments:
 ✗ No

DOMESTIC TRAINING REWARDS

Domestic Training Compensation: ✓ Yes
 • Only at junior level. Fixed rates per year group with contingent sums based upon future first team appearances and a sell-on percentage of future transfer fees

Levy on Domestic Transfers: ✓ Yes, 4%



FINLAND

THE FINNISH FOOTBALL LEAGUE ASSOCIATION
Year of creation: 1990

Capital: Helsinki
Surface Area (km²): 338,462
Currency (Code): Euro
Main Language: Finnish
Total Population ('000, 2023): 5,630
GDP (Million USD, 2023): 316,310
GDP per Capita (USD, 2023): 56,160



SEASON 2023

CALENDAR YEAR LEAGUE

TEAM	MP	W	D	L	F	A	D	P
1. HJK	27	15	8	4	50	26	+24	53
2. KuPS	27	16	5	6	41	20	+21	53
3. VPS	27	15	4	8	41	26	+15	49
4. SJK	27	12	6	9	35	33	+2	42
5. Honka	27	12	5	10	29	27	+2	41
6. Inter Turku	27	10	5	12	35	40	-5	35
7. Oulu	27	11	5	11	41	45	-4	38
8. Ilves	27	8	9	10	35	33	+2	33
9. Haka	27	7	11	9	35	42	-7	32
10. Lahti	27	7	8	12	26	41	-15	29
11. Mariehamn	27	5	7	15	28	40	-12	22
12. KTP	27	5	5	17	21	44	-23	20

Championship Round

Relegation Round

- UEFA Champions League
- UEFA Conference League
- Relegation Playoff
- Relegation
- Champion

COMPETITIONS

Teams:

12

Matchdays:

27
• up to 31 for conference league playoff clubs
• 29 for relegation playoff club

Regular Season Matchdays:

22

Playoff Matchdays:

5

Total Matches:

167

Jalkapalloliiga RY

TOP DIVISION

Jalkapalloliiga RY

Competition Format:

Home / Away + Playoffs/Playouts
• Championship Group top 6
• Relegation Group bottom 6

Continental Competitions Spots:

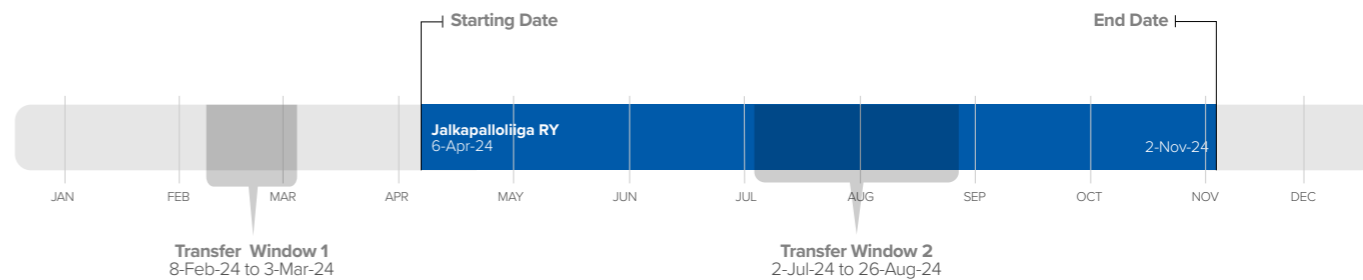
1 UEFA Champions League (x1 Q1)
3 UEFA Conference League (x1 Q2 & x2 Q1)

Promotion Spots:

N/A

Relegation Spots:

1 + 1 Playoff



Other League's Competitions:

Lower Division(s):

FA-run

Youth Competition(s):

FA-run

Cups:

League Cup

Supercup:

Not existing

Feminine Competition(s):

FA-run



Competitive Balance:

Last Five Champions:

- HJK (2023)
- HJK (2022)
- HJK (2021)
- HJK(2020)
- KuPS (2019)

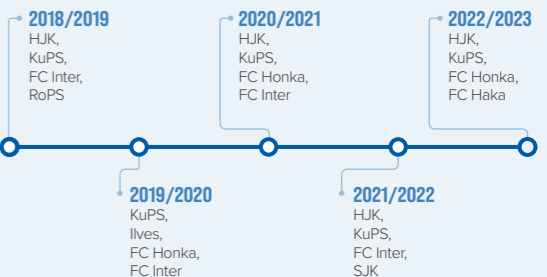
Average Point Difference (between 1st and 2nd across 5 seasons):

2.8 (26 games)

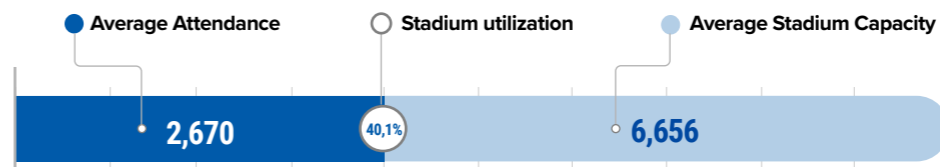
Average Margin of Victory (last season average margin of goals scored versus goals conceded per game)

1.661

Rotation of clubs qualified for continental competitions:



Viewership (Season 2023):



Overall Attendance

445,911

Total Viewership: TV - 3.3 M approx
OTT - Not available

Subscription Models and Cost Per Model: Monthly with Ads
16.27 USD (14.99 EUR)
without Ads
20.61 USD (18.99 EUR)

Free to air games: 7

Most followed social media channel: 23,770 Followers

GOVERNANCE

Legal Structure

Date of Creation:

 1888 1889 1990 1991 1992 1993

Type of Structure:
 Association

Assembly Composition:
 12 members:
 • 1st Tier Clubs
 1 member = 1 vote (75% majority needed)

Board Composition:
 6 members:
 • Chairman
 • Club representatives (3)
 • Independent (2)
 1 member = 1 vote

Board's Term of Office:
 2 Years (max 3 terms)

President's Term of Office:
 2 Years (max 3 terms)

FA's Vote in League's Assembly:
 None

FA's Vote in League's Board:
 None

League's/Clubs' Vote in FA's Assembly:
 Clubs have votes based on number of licensed players

League's/Clubs' Vote in FA's Board:
 None

Internal Organization

Total Employees:
 6



League's Responsibilities

Fixtures:
 League and FA

Players' Registration:
 FA

Licensing:
 FA

Disciplinary:
 FA

Financial Control:
 FA

Refereeing Payments:
 Referee - FA invoice League

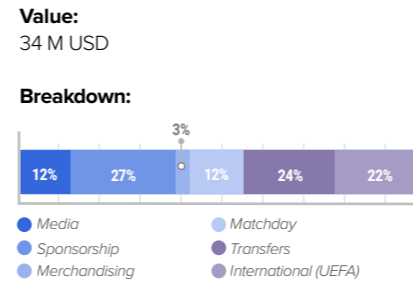
Clubs' Governance

Clubs' Ownership Models:
 Company (Domestic Owned) - 12

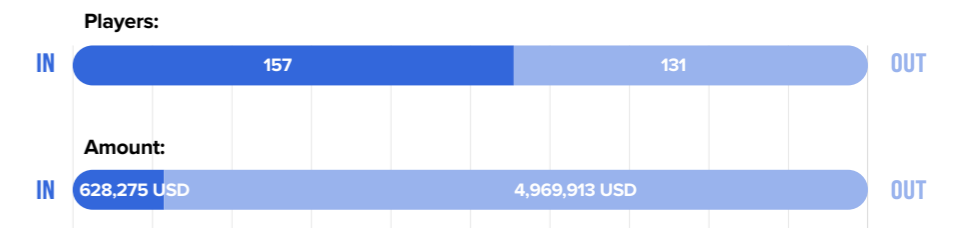
Multiclub ownership:
 1

...FINANCIAL

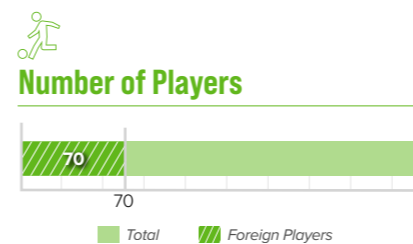
Aggregated Club Revenues Previous Season



International Transfers



PLAYERS' RELATED MATTERS



Team Rules

Squad Size Limit:
 X No

Loan Limit:
 Max loan 4 players to one lower tier club. Loaned players are forbidden to play against their own club.

Home-Grown Player Rule:
 ✓ Yes, 9/18 in lineup and 4 are mandatory to play

Nationality Rule:
 Max 3 foreign players on field per club. Foreign player= outside UEFA countries and countries that do not have labour agreement with EU

Other:
 X No

Labor Relations

League Collective Representative of Clubs:
 ✓ Yes

Collective Bargaining Agreement:
 ✓ Yes

Labor Dispute Resolution Chamber:
 X No

Salary

Average Monthly Salary:
 Not available

Legal Minimum Monthly Salary:
 X No

Salary Cap:
 X No

Youth Development

First Professional Contract Age:
 15 years old (max 3 years, all contracts for minors are max 3 years)

FINANCIAL

League Budget

Total Generated Revenues:
 6.2 M USD

League's Operating Costs:
 0.92 M USD

	Media Rights	Domestic	International
CENTRALIZATION: YES	Value per season:	Confidential	Confidential
	Contract Term:	2023-2027	2023-2027
	Breakdown:	Shared though annual budgeting	Shared though annual budgeting
	Ratio First / Last:	1.18	1.18

Data Rights

Fast Betting Data Rights:
 IMGGA

Event Data:
 Wyscout

Tracking Data:
 None

Performance Data:
 None

Centralized Sponsorship

Value:
 1.4 M USD

Breakdown:
 Shared though annual budgeting

Title Sponsor:
 Veikkaus from 1992

Ball Sponsor:
 Select 2023-2025

Other sponsor:
 None

SOLIDARITY

Payments to Lower Divisions:
 X No

Payments to FA:
 X No

Direct Payments to Grassroots:
 X No

Other Payments:
 X No

DOMESTIC TRAINING REWARDS

Domestic Training Compensation:
 Yearly payments to FA fund from players that have played in league (125 €/ played match). FA distributes money to clubs in ratio where player have played between age 12 to 21

Levy on Domestic Transfers:
 X No



FRANCE

LIGUE DE FOOTBALL PROFESSIONNEL
Year of creation: 1932

Capital: Paris
Surface Area (km²): 551,500
Currency (Code): Euro (EUR)
Main Language: French
Total Population ('000, 2023): 65,830
GDP (Million USD, 2023): 3,050,000
GDP per Capita (USD, 2023): 46,320



SEASON 2023/2024

DUAL YEAR LEAGUE

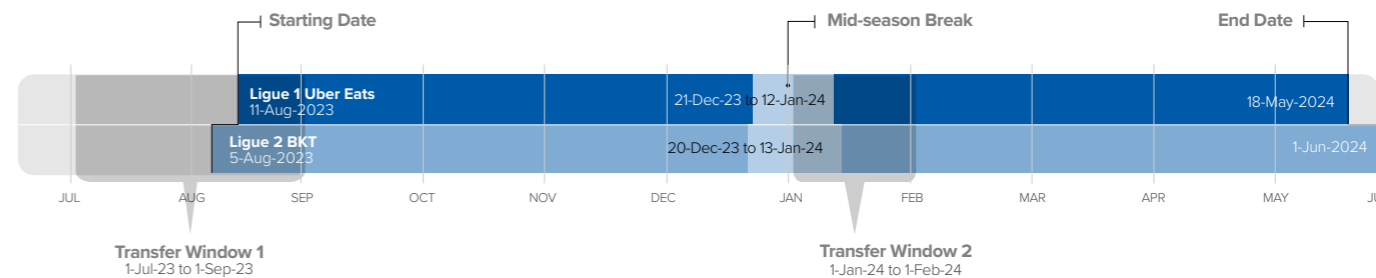

TEAM	MP	W	D	L	F	A	D	P
1. Paris Saint-Germain	34	22	10	2	81	33	+48	76
2. Monaco	34	20	7	7	68	42	+26	67
3. Brest	34	17	10	7	53	34	+19	61
4. Lille	34	16	11	7	52	34	+18	59
5. Nice	34	15	10	9	40	29	+11	55
6. Lyon	34	16	5	13	49	55	-6	53
7. Lens	34	14	9	11	45	37	+8	51
8. Marseille	34	13	11	10	52	41	+11	50
9. Reims	34	13	8	13	42	47	-5	47
10. Rennes	34	12	10	12	53	46	+7	46
11. Toulouse	34	11	10	13	42	46	-4	43
12. Montpellier	34	10	12	12	43	48	-5	41
13. Strasbourg	34	10	9	15	38	50	-12	39
14. Nantes	34	9	6	19	30	55	-25	33
15. Le Havre	34	7	11	16	34	45	-11	32
16. Metz	34	8	5	21	35	58	-23	29
17. Lorient	34	7	8	19	43	66	-23	29
18. Clermont	34	5	10	19	26	60	-34	25

- UEFA Champions League
- UEFA Europa League
- UEFA Conference League
- Relegation Playoff
- Relegation
- Champion

COMPETITIONS

	TOP DIVISION Ligue 1 Uber Eats	LOWER DIVISIONS Ligue 2 BKT
Teams:	18	20
Matchdays:	34 <i>• 36 for relegation playoff club</i>	38 <i>• up to 42 for promotion playoff clubs</i>
Regular Season Matchdays:	N/A	N/A
Playoff Matchdays:	N/A	N/A
Total Matches:	306	382

	TOP DIVISION Ligue 1 Uber Eats	LOWER DIVISIONS Ligue 2 BKT
Competition Format:	Home / Away	Home / Away + Playoff 3 to 5
Continental Competitions Spots:	4 UEFA Champions League (x3 LS & x1 Q3nc) 2 UEFA Europa League (x2 LS) 1 UEFA Conference League (x1 PO)	N/A
Promotion Spots:	N/A	2 + 1 Playoff
Relegation Spots:	2 + 1 Playoff	4 (League Reduction)



Other League's Competitions:

- Lower Division(s):** Ligue 2 BKT (2nd Tier)
- Youth Competition(s):** FA-run
- Cups:** FA-run
- Supercup:** Yes (Trophée des Champions)
- Feminine Competition(s):** FA-run

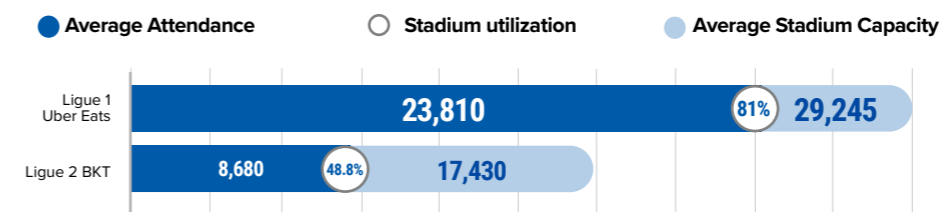
Competitive Balance:

- Last Five Champions:**
 - PSG (2023/24)
 - PSG (2022/23)
 - PSG (2021/22)
 - Lille (2020/21)
 - PSG (2019/20)
- Average Point Difference (between 1st and 2nd across 5 seasons):** 7.6 (35 games)
- Average Margin of Victory (last season average margin of goals scored versus goals conceded per game):** 1.261

Rotation of clubs qualified for continental competitions:



Viewership (Season 2022/23):



Overall Attendance

Ligue 1 Uber Eats: 9.05 M
Ligue 2 BKT: 3.24 M

Total Viewership: TV: 38.3M cumulative TV viewers for the 78 matches broadcast on Canal+ Group channels (Source: Médiamétrie)
OTT: no data available for the 312 matches and 38 multiplex broadcast on Amazon Prime Video
Free to air games: None

Subscription Models and Cost Per Model: Monthly - Canal+ offer: 30.06 USD (27.99 EUR) - One game
Monthly - Canal+ Sport: 49.39 USD (45.99 EUR) - Two games
Monthly - Amazon Prime - 23.61 USD (21.98 EUR) 7.51 USD (6.99 EUR) for Prime Video + 16.10 USD (14.99 EUR) for Pass Ligue 1).
Access to 8 Ligue 1 matches + 1 multiplex last season (7 Ligue 1 matches + 1 multiplex this season)

Most followed social media channel: 13 M Followers

GOVERNANCE

Legal Structure



Type of Structure:
Association

Assembly Composition:
44 members:
• 1st Tier Clubs (18) (2.75 votes each)
• 2nd Tier Clubs (20) (1.75 votes each)
• Representatives:
- FA (1 vote)
- Player (2 votes)
- Coach (2 votes)
- Referee (2 votes)
- Professional Clubs and Admin. Personnel (2 votes)
- Clubs' Doctors' Representative (2 votes)

Board Composition:
25 members:
• 1st Tier Clubs (8)
• 2nd Tier Clubs (2)
• Union Club (2)
• Independent Members (5)
• FA
• Players, coaches, referees, doctors, employees (7)
1 member = 1 vote

Board's Term of Office:
4 Years

President's Term of Office:
4 Years


FA's Vote in League's Assembly:



FA's Vote in League's Board:



League's/Clubs' Vote in FA's Assembly:



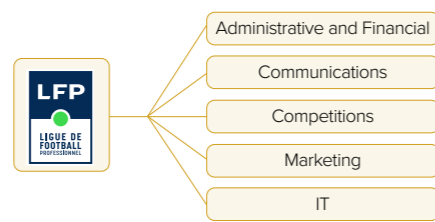
League's/Clubs' Vote in FA's Board:



Internal Organization

Total Employees:
150

Main Departments:



League's Responsibilities

Fixtures:
League

Players' Registration:
League

Licensing:
League

Disciplinary:
League
• Appeal with FA

Financial Control:
League

Refereeing Payments:
Referee - FA invoice League
VAR - League

Clubs' Governance

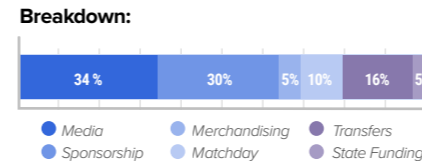
Clubs' Ownership Models:
Company (Domestic Owned) - 7
Company (Foreign Owned) - 11

Multiclub ownership:
9

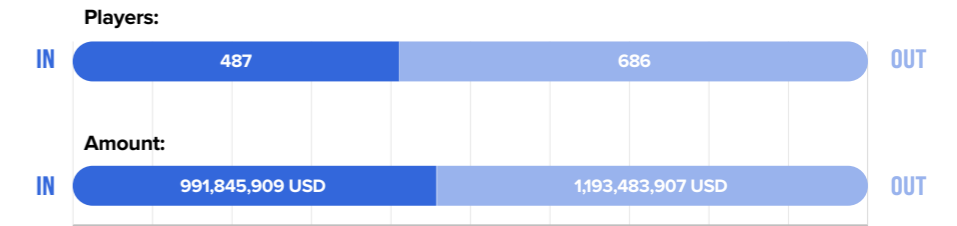
...FINANCIAL

Aggregated Club Revenues Previous Season

Value:
2,586 M USD (2,408 M EUR)

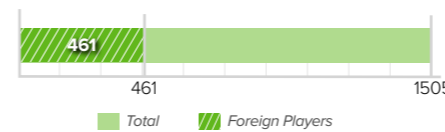


International Transfers



PLAYERS' RELATED MATTERS

Number of Players



Nationality Rule:
4 Foreigners max. except EU

Other:
X No

Team Rules

Squad Size Limit:
X No

Loan Limit:
5 in
7 out
• 3 from same club

Home-Grown Player Rule:
X No

Labor Relations

League Collective Representative of Clubs:
X No
• Clubs Union

Collective Bargaining Agreement:
✓ Yes
• Charte du Football Professionnel (CCNMF)

Labor Dispute Resolution Chamber:
✓ Yes
• Legal Commission for mediation under jurisdiction of the League

Salary

Average Monthly Salary:
104,391 USD (97,200 EUR)

Legal Minimum Monthly Salary:
3,007 USD (2,800 EUR)
• CBA

Salary Cap:
X No

Youth Development

First Professional Contract Age:
15 years old

FINANCIAL

League Budget

Total Generated Revenues:
869.28 M USD (809.4 M EUR)

League's Operating Costs:
138.33 M USD (128.8 M EUR)

	Media Rights	Domestic	International
CENTRALIZATION: YES	Value per season:	669.52 M USD (623.4 M EUR)	77.86 M USD (72.5 M EUR)
	Contract Term:	2021/22-2023/24	2021/22-2023/24
	Breakdown:		UEFA ranking
	Ratio First / Last:	3	46.5

Data Rights

Fast Betting Data Rights:
Stats Perform

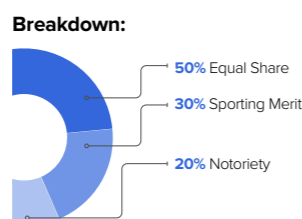
Event Data:
Stats Perform

Tracking Data:
Stats Perform

Performance Data:
None

Centralized Sponsorship

Value:
22.55 M USD (21 M EUR)



Title Sponsor:
Uber Eats (2020/21 to 2023/24)

Ball Sponsor:
KIPSTA (2022/23 to 2026/27)

Other sponsor:
point.p, Betclic, capifrance, La Poste, Oris

SOLIDARITY

Payments to Lower Divisions:
50.48 M USD (47 M EUR)
• For Ligue 2
12.89 M USD (12 M EUR)
• Parachute payments

Payments to FA:
19.33 M USD (18 M EUR)

Direct Payments to Grassroots:
X No

Other Payments:
10.74 M USD (10 M EUR)

DOMESTIC TRAINING REWARDS

Domestic Training Compensation: ✓ Yes
• Depends on category
• 101,117 USD (90,000 EUR) to 112,353 USD (100,000 EUR) per year
• Bonuses on Sporting Merit. 1.68 M USD (1.5 M EUR) max.

Levy on Domestic Transfers: X No



GERMANY

Deutsche Fußball Liga
Year of creation: 1962

Capital: Berlin
Surface Area (km²): 357,376
Currency (Code): Euro (EUR)
Main Language: German
Total Population ('000, 2023): 84,607
GDP (Million USD, 2023): 4,430
GDP per Capita (USD, 2023): 52,824



SEASON 2023/2024

DUAL YEAR LEAGUE

TEAM	MP	W	D	L	F	A	D	P
1. Bayer Leverkusen ^C	34	28	6	0	89	24	+65	90
2. VfB Stuttgart	34	23	4	7	78	39	+39	73
3. Bayern Munich	34	23	3	8	94	45	+49	72
4. RB Leipzig	34	19	8	7	77	39	+38	65
5. Borussia Dortmund	34	18	9	7	68	43	+25	63
6. Eintracht Frankfurt	34	11	14	9	51	50	+1	47
7. TSG Hoffenheim	34	13	7	14	66	66	0	46
8. 1. FC Heidenheim	34	10	12	12	50	55	-5	42
9. Werder Bremen	34	11	9	14	48	54	-6	42
10. SC Freiburg	34	11	9	14	45	58	-13	42
11. FC Augsburg	34	10	9	15	50	60	-10	39
12. VfL Wolfsburg	34	10	7	17	41	56	-15	37
13. Mainz 05	34	7	14	13	39	51	-12	35
14. Borussia Mönchengladbach	34	7	13	14	56	67	-11	34
15. Union Berlin	34	9	6	19	33	58	-25	33
16. VfL Bochum	34	7	12	15	42	74	-32	33
17. 1. FC Köln	34	5	12	17	28	60	-32	27
18. Darmstadt 98	34	3	8	23	30	86	-56	17

- UEFA Champions League
- UEFA Europa League
- UEFA Conference League
- Relegation Playoff
- Relegation
- Champion

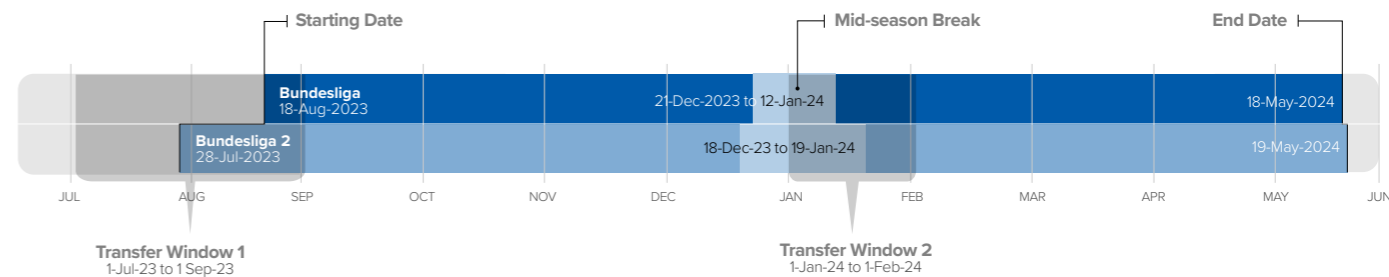
COMPETITIONS

	TOP DIVISION	LOWER DIVISIONS
	Bundesliga	Bundesliga 2
Teams:	18	18
Matchdays:	34 • 36 for club in relegation playoff	34 • 36 for club in relegation and promotion playoff
Regular Season Matchdays:	N/A	N/A
Playoff Matchdays:	N/A	N/A
Total Matches:	306	306

TOP DIVISION

LOWER DIVISIONS

	Bundesliga	Bundesliga 2
Competition Format:	Home / Away	Home / Away
Continental Competitions Spots:	4 UEFA Champions League (x4 LS) 2 UEFA Europa League (x2 LS) 1 UEFA Conference League (x1 PO)	N/A
Promotion Spots:	N/A	2 + 1 Playoff
Relegation Spots:	2 + 1 Playoff	2 + 1 Playoff



Other League's Competitions:

Lower Division(s):
Bundesliga 2 (2nd tier)

Youth Competition(s):
FA-run

Cups:
FA-run

Supercup:
Yes, Supercup (Winner Bundesliga vs Winner DFB Cup)

Feminine Competition(s):
FA-run



Competitive Balance:

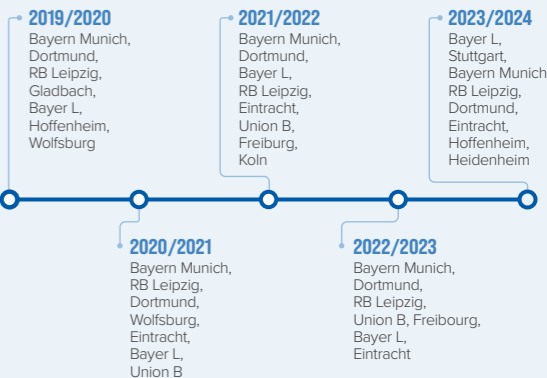
Last Five Champions:

- Bayer Leverkusen (2023/24)
- Bayern Munich (2022/23)
- Bayern Munich (2021/22)
- Bayern Munich (2020/21)
- Bayern Munich (2019/20)

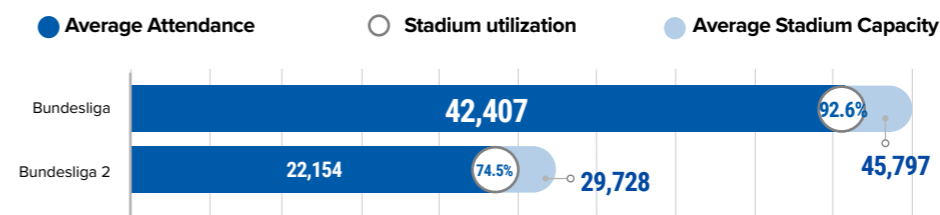
Average Point Difference (between 1st and 2nd across 5 seasons):
10.2 (34 games)

Average Margin of Victory (last season average margin of goals scored versus goals conceded per game):
1.523

Rotation of clubs qualified for continental competitions:



Viewership (Season 2022/23):



Overall Attendance

Bundesliga: 12,976,427
Bundesliga 2: 6,779,038

Total Viewership: Confidential

Free to air games: 5

Subscription Models and Cost Per Model: Nationally: DAZN - Monthly / Yearly subscription; Sky - Monthly / Yearly subscription

Most followed social media channel: Instagram 15 M Followers

GOVERNANCE

Legal Structure

Date of Creation:

 1998 1999 2000 2001 2002 20

Type of Structure:
 Association (DFL e.V.) whose business activities are carried out as LLC (DFL GmbH)

Assembly Composition:
 36 members:
 • 1st Tier Clubs (18)
 • 2nd Tier Clubs (18)
 1 member = 1 vote

Board Composition:
 Executive Committee of DFL e.V.: 9 members (7 elected by clubs in the General Assembly, 2 appointed by DFL GmbH), 1 member = 1 vote
 Board of DFL GmbH: 5 members: (2 CEOs plus 3 EVPs)

Board's Term of Office:
 3 Years (Executive Committee of DFL e.V.)

President's Term of Office:
 3 Years

FA's Vote in League's Assembly:
 None

FA's Vote in League's Board:
 None

League's/Clubs' Vote in FA's Assembly:

 90 263
 (74 votes = clubs, 12 + 4 votes = league representatives)

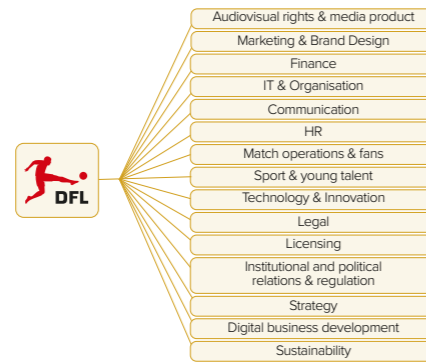
League's/Clubs' Vote in FA's Board:

 4 15

Internal Organization

Total Employees:
 350+

Main Departments:



League's Responsibilities

Fixtures:
 League

Players' Registration:
 League

Licensing:
 League

Disciplinary:
 FA

Financial Control:
 League

Refereeing Payments:
 Joint payment between league and FA via DFB Schiri LLC

Clubs' Governance

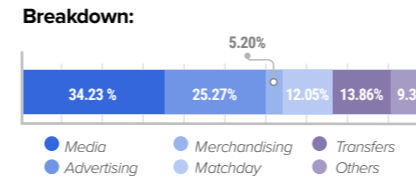
Clubs' Ownership Models:
 Company (Domestic Owned) - 2
 Association - 16

Multiclub ownership:
 None

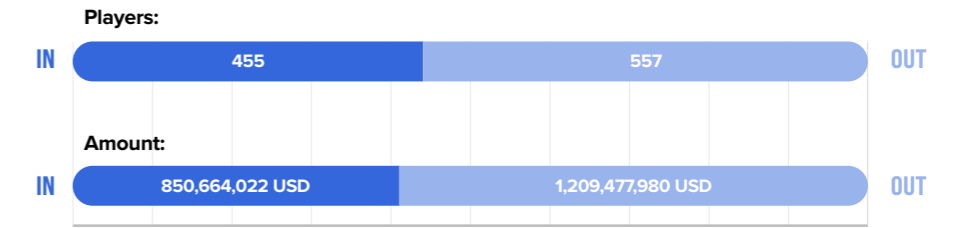
...FINANCIAL

Aggregated Club Revenues Previous Season

Value:
 4.83 B USD (4.45 B EUR)

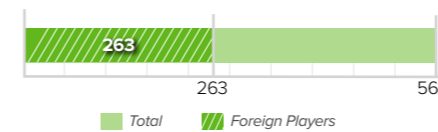


International Transfers



PLAYERS' RELATED MATTERS

Number of Players



Team Rules

Squad Size Limit:
 ✗ No

Loan Limit:
 ✗ No
 limit for national loans

Home-Grown Player Rule:
 8 FA-trained (minimum: 4 of them must be club-trained)

Nationality Rule:
 Min 12 German Players

Other:
 Mandatory youth academies, No restriction on foreign players

Labor Relations

League Collective Representative of Clubs:
 ✗ No

Collective Bargaining Agreement:
 ✗ No

Labor Dispute Resolution Chamber:
 ✗ No
 (Not allowed by national law)

Salary

Average Monthly Salary:
 Not available

Legal Minimum Monthly Salary:
 4,054 USD (3,775 EUR) (for 1st tier)

Salary Cap:
 ✗ No

Youth Development

First Professional Contract Age:
 18 years old

FINANCIAL

League Budget

Total Generated Revenues:
 Confidential

League's Operating Costs:
 7.75%

	Media Rights	Domestic	International
Value per season:	1.18 B USD (11 B EUR)	182.58 M USD (170 M EUR)	
Contract Term:	2021/22-2024/25	Various	
Breakdown:			
Ratio First / Last:	N/A	N/A	

Data Rights

Fast Betting Data Rights:
 Stats Perform, Genius Sports, Sportradar

Event Data:
 Inhouse Sportec Solutions

Tracking Data:
 Inhouse Sportec Solutions

Performance Data:
 Inhouse Sportec Solutions

Centralized Sponsorship

Value:
 Confidential

Breakdown:
 Included in Domestic Media Rights Distribution

Title Sponsor:
 None

Ball Sponsor:
 Derbystar (2026)

Other sponsor:
 AWS, Milka, Sky, DAZN, Tipico, EA FC, Sorare, Topps (official partners)

SOLIDARITY

Payments to Lower Divisions:
 Included in payments in FA

Payments to FA:
 Between 37.05 M USD and 41.89 M USD (34.5 M EUR and 39 M EUR) + additional services (refereeing, anti-doping, sport tribunals)

Direct Payments to Grassroots:
 Included in payments in FA

Other Payments:
 ✗ No

DOMESTIC TRAINING REWARDS

Domestic Training Compensation: ✓ Yes
 • Depending on age
 • 5,638 USD to 7,249 USD (5,250 EUR to 7,249 USD) per season

Levy on Domestic Transfers: ✗ No



GERMANY

DEUTSCHER FUSSBALL-BUND
Year of creation: 1900

Capital: Berlin
Surface Area (km²): 357,376
Currency (Code): Euro (EUR)
Main Language: German
Total Population ('000, 2023): 84,607
GDP (Million USD, 2023): 4,430
GDP per Capita (USD, 2023): 52,824



SEASON 2023/2024

DUAL YEAR LEAGUE

TEAM	MP	W	D	L	F	A	D	P
1. SSV Ulm	38	23	8	7	65	38	+27	77
2. Preußen Münster	38	19	10	9	68	49	+19	67
3. Jahn Regensburg	38	17	12	9	51	42	+9	63
4. Dynamo Dresden	38	19	5	14	58	40	+18	62
5. 1. FC Saarbrücken	38	15	15	8	60	43	+17	60
6. Erzgebirge Aue	38	16	12	10	51	47	+4	60
7. Rot-Weiss Essen	38	17	8	13	60	53	+7	59
8. SV Sandhausen	38	15	11	12	58	57	+1	56
9. SpVgg Unterhaching	38	16	7	15	50	49	+1	55
10. FC Ingolstadt	38	14	12	12	65	51	+14	54
11. Borussia Dortmund II	38	14	12	12	58	53	+5	54
12. SC Verl	38	14	11	13	59	56	+3	53
13. Viktoria Köln	38	13	10	15	59	65	-6	49
14. Arminia Bielefeld	38	11	13	14	48	47	+1	46
15. 1860 Munich	38	13	7	18	40	42	-2	46
16. Waldhof Mannheim	38	11	10	17	51	60	-9	43
17. Hallescher FC	38	11	7	20	50	68	-18	40
18. MSV Duisburg	38	8	10	20	41	65	-24	34
19. VfB Lübeck	38	6	14	18	37	77	-40	32
20. SC Freiburg II	38	8	6	24	37	64	-27	30

Promotion
 Promotion Playoffs
 Relegation
 Champion

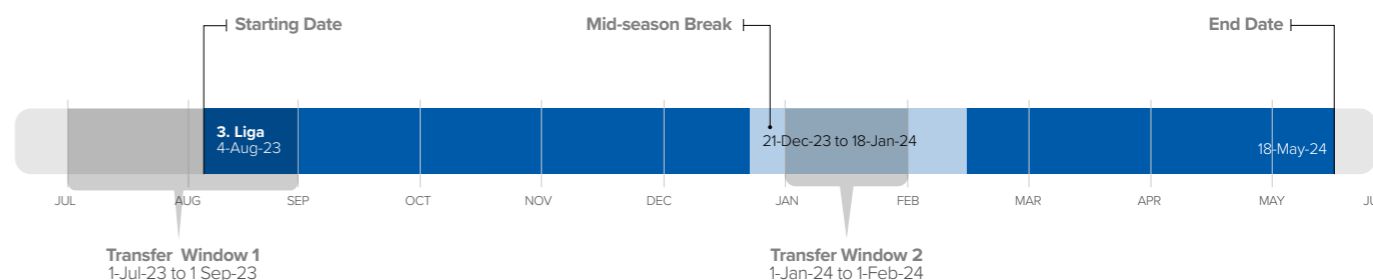
COMPETITIONS

	3. Liga
Teams:	20
Matchdays:	38 • 40 for club in promotion playoff
Regular Season Matchdays:	N/A
Playoff Matchdays:	N/A
Total Matches:	380

LOWER DIVISION

3. Liga

Competition Format:	Home / Away
Continental Competitions Spots:	N/A
Promotion Spots:	2 + 1 Playoff
Relegation Spots:	4



Other League's Competitions:

Lower Division(s):
FA-run

Youth Competition(s):
FA-run

Cups:
FA-run

Supercup:
N/A

Feminine Competition(s):
FA-run



Competitive Balance:

Last Five Champions:

- SSV Ulm (2023/24)
- SV Elversberg (2022/23)
- 1. FC Magdeburg (2021/22)
- SG Dynamo Dresden (2020/21)
- FC Bayern München II (2019/20)

Average Point Difference (between 1st and 2nd across 5 seasons):
6 (38 games)

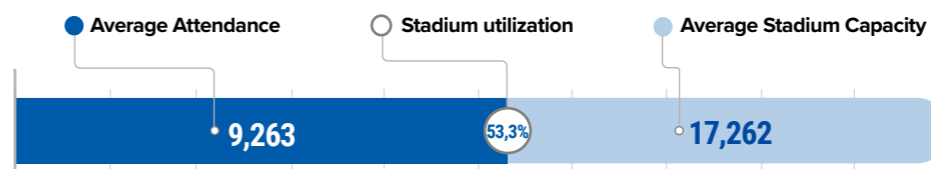
Average Margin of Victory (last season average margin of goals scored versus goals conceded per game):
1.289

Rotation of clubs qualified for continental competitions:

N/A



Viewership (Season 2022/23):



Overall Attendance

3,519,940

Total Viewership: TV - 461,180,000 (highlights included)
OTT - 24,800,000 (only Live)

Subscription Models and Cost Per Model: Annual - MagentaSport 168.68 USD (155.4 EUR)
Monthly - MagentaSport 21.66 USD (19.95 EUR)

Most followed social media channel: 115,000 Followers

Free to air games: 68

GOVERNANCE

Legal Structure



Type of Structure:
League is organised by the FA (subsidiary company DFB GmbH & Co. KG; the cup and the national team are also organised here)

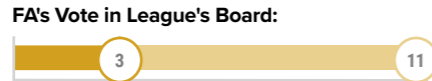
Assembly Composition:
20 members:
• Club's representatives (20)
1 member = 1 vote

Board Composition:
11 members:
• Chairman
• Club's representatives (5)
• DFL Representatives (2)
• FA (3)
1 member = 1 vote

Board's Term of Office:
4 Years

President's Term of Office:
4 Years

FA's Vote in League's Assembly:
None



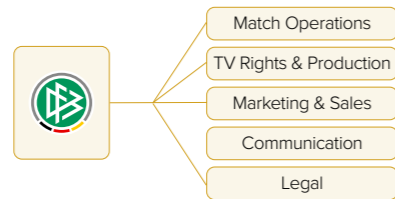
League's/Clubs' Vote in FA's Assembly:
The committee is a committee of the FA. This means that the clubs have the opportunity to submit proposals directly to FA's Board.

League's/Clubs' Vote in FA's Board:
None

Internal Organization

Total Employees:
5.5

Main Departments:



League's Responsibilities

Fixtures:
FA

Players' Registration:
FA

Licensing:
FA

Disciplinary:
FA

Financial Control:
FA

Refereeing Payments:
Referee - Clubs
VAR - No VAR

Clubs' Governance

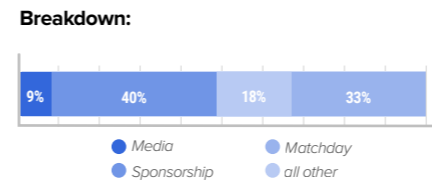
Clubs' Ownership Models:
Association - 20

Multiclub ownership:
None

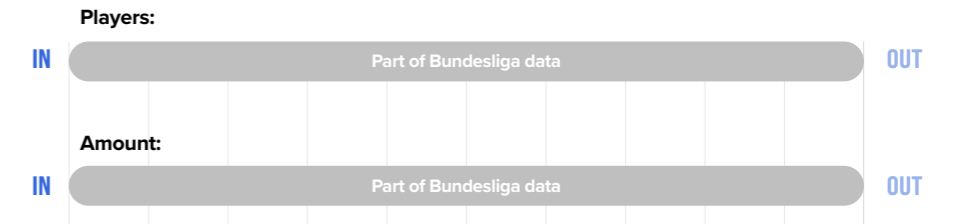
...FINANCIAL

Aggregated Club Revenues Previous Season

Value:
252.19 M USD (18 clubs, without second teams)

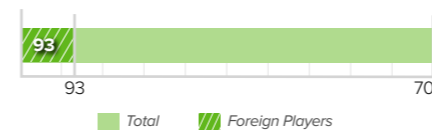


International Transfers



PLAYERS' RELATED MATTERS

Number of Players



Other:
Min 4 German players U23 must be in the matchday squad

Salary

Average Monthly Salary:
approx 7,490 USD (6,900 EUR)

Legal Minimum Monthly Salary:
2,337 USD (2,150 EUR)

Salary Cap:
X No

Team Rules

Squad Size Limit:
20 on matchday / no limit in overall squad

Loan Limit:
X No Limit

Home-Grown Player Rule:
X No

Nationality Rule:
Min 12 German Players

Labor Relations

League Collective Representative of Clubs:
✓ Yes

Collective Bargaining Agreement:
X No

Labor Dispute Resolution Chamber:
✓ Yes
• Under the jurisdiction of the DFB

Youth Development

First Professional Contract Age:
16 years old

FINANCIAL

League Budget

Total Generated Revenues:
33.31 M USD

League's Operating Costs:
0.7 M USD

	Media Rights	Domestic	International
CENTRALIZATION: YES	Value per season:	23.58 M USD	N/A
	Contract Term:	2023/2024 - 2026/2027	N/A
	Breakdown:	<p>100% Equal Share (no distribution to second teams from DFL)</p>	N/A
	Ratio First / Last:	1	N/A

Data Rights

Fast Betting Data Rights:
IMG Arena

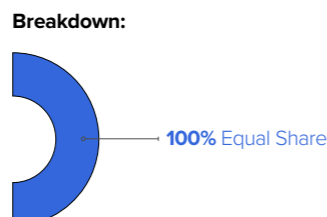
Event Data:
STS

Tracking Data:
Track160

Performance Data:
None

Centralized Sponsorship

Value:
5.76 M USD



Title Sponsor:
bwin | bwin (2019/2020 - 2023/2024)

Ball Sponsor:
adidas | Adidas (2021/23 - 2023/24)

Other sponsor:
Licencing Rights / EA, SEGA, Fanzone (new for each season)

SOLIDARITY

Payments to Lower Divisions:
✓ Yes
• 2% of the ticket revenue.

Payments to FA:
✓ Yes
• 3% of the ticket revenue.

Direct Payments to Grassroots:
X No
• but sanctions for e.g. pyro go to foundations (are passed on by the association).

Other Payments:
X No

DOMESTIC TRAINING REWARDS

Domestic Training Compensation:
✓ Yes
• every minute played by a national player under the age of 21 is subsidized by the FA. The FA distributes a total of 2.54 M USD to the clubs in the 3rd division.

Levy on Domestic Transfers:
✓ Yes
• but depending on the status of the player and the league that receives the player.



GREECE

SUPER LEAGUE GREECE
Year of creation: 1959

Capital: Athens
Surface Area (km²): 131,957
Currency (Code): Euro (EUR)
Main Language: Greek
Total Population (*000, 2023): 10,460
GDP (Million USD, 2023): 242,390
GDP per Capita (USD, 2023): 23,170



SEASON 2023/2024

DUAL YEAR LEAGUE

TEAM MP W D L F A D P

Championship Round

1. PAOK	36	25	5	6	87	34	+53	80
2. AEK Athens	36	23	9	4	80	39	+41	78
3. Olympiacos	36	23	5	8	78	36	+42	74
4. Panathinaikos	36	22	6	8	82	37	+45	72
5. Aris	36	16	7	13	51	44	+7	55
6. Lamia	36	9	8	19	43	78	-35	35

Relegation Group

7. Panserraikos	33	9	11	13	37	53	-16	38
8. Asteras Tripolis	33	11	5	17	40	55	-15	38
9. Panetolikos	33	9	9	15	36	49	-13	36
10. OFI	33	7	14	12	36	50	-14	35
11. Atromitos	33	7	13	13	36	53	-17	34
12. Volos	33	8	9	16	36	58	-22	33
13. A.E. Kifisia	33	6	10	17	38	68	-30	28
14. PAS Giannina	33	4	11	18	33	62	-29	23

- UEFA Champions League
- UEFA Europa League
- UEFA Conference League
- Relegation
- Champion

COMPETITIONS

Teams:	14
Matchdays:	36
Regular Season Matchdays:	26
Playoff Matchdays:	10 • 10 matches for top 6 • 7 matches for bottom 8
Total Matches:	240

Super League

TOP DIVISION

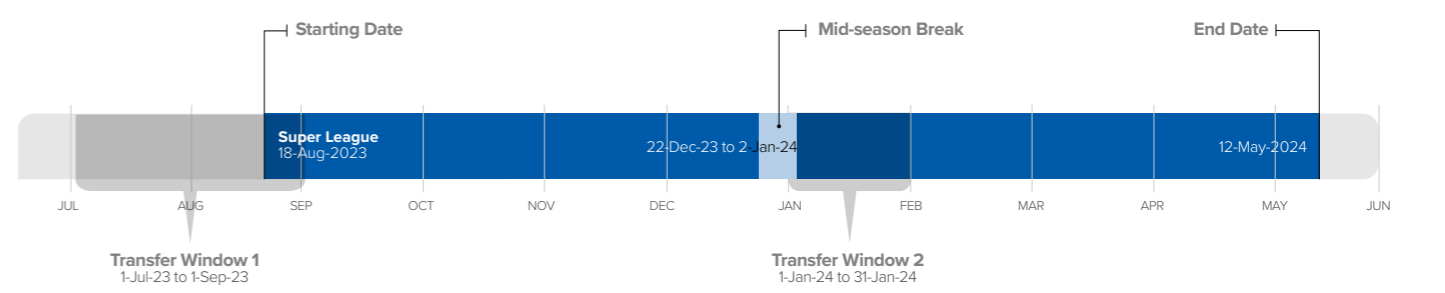
Super League

Competition Format: Home / Away + Second Stage Split
• Championship Group: top 6
• Relegation Group: bottom 8

Continental Competitions Spots: 1 UEFA Champions League (x1 Q2)
1 UEFA Europa League (x1 Q1)
2 UEFA Conference League (x2 Q2)

Promotion Spots: N/A

Relegation Spots: 2



Other League's Competitions:

- Lower Division(s):**
Organised by another entity, not FA
- Youth Competition(s):**
Yes (U19-U17-U15)
- Cups:**
FA-run
- Supercup:**
Not existing
- Feminine Competition(s):**
FA-run

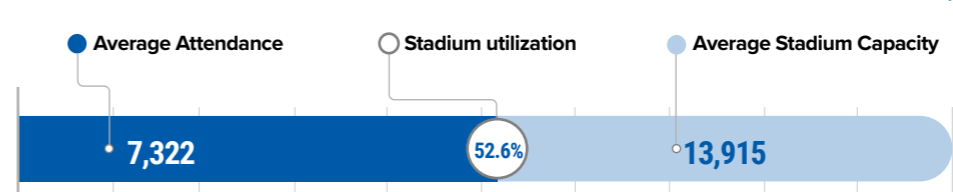
Competitive Balance:

- Last Five Champions:**
- PAOK (2023/24)
 - AEK Athens (2022/23)
 - Olympiacos (2021/22)
 - Olympiacos (2020/21)
 - Olympiacos (2019/20)
- Average Point Difference (between 1st and 2nd across 5 seasons):**
14 (36 games)
- Average Margin of Victory (last season average margin of goals scored versus goals conceded per game):**
1.521

Rotation of clubs qualified for continental competitions:



Viewership (Season 2022/23):



Total Viewership: TV - Not available
OTT - Not applicable

Free to air games: None

Subscription Models and Cost Per Model:

Network 1:
- Full Pack - 29.91 USD (28 EUR) per month
- Sports Pack - 26.70 USD (25 EUR) per month

Network 2:
Full Pack - 26.70 USD (25 EUR) per month
Small Pack - 11.75 USD (11 EUR) per month

Most followed social media channel: Instagram
170,000 Followers

GOVERNANCE

Legal Structure



Type of Structure:
Limited Liability Association

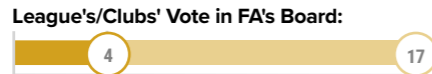
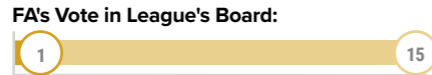
Assembly Composition:
14 members:
• 1st Tier Clubs (14)
1 member = 1 vote

Board Composition:
15 members:
• 1st Tier Clubs (14)
• FA Representative
1 member = 1 vote

Board's Term of Office:
2 Years

President's Term of Office:
2 Years

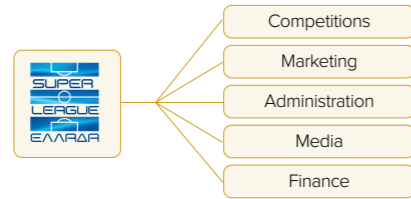
FA's Vote in League's Assembly:
None



Internal Organization

Total Employees:
20

Main Departments:



League's Responsibilities

Fixtures:
League and FA

Players' Registration:
League and FA

Licensing:
FA

Disciplinary:
Both: 1st Degree League, Appeal with FA

Financial Control:
FA

Refereeing Payments:
Referee - Clubs and League
VAR - FA - Government

Clubs' Governance

Clubs' Ownership Models:
Company (Domestic Owned) - 14

Multiclub ownership:
1

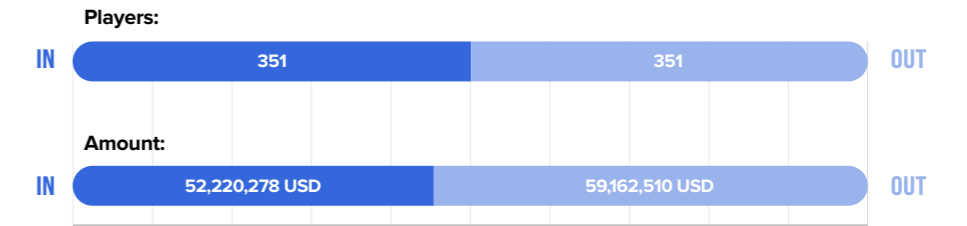
...FINANCIAL

Aggregated Club Revenues Previous Season

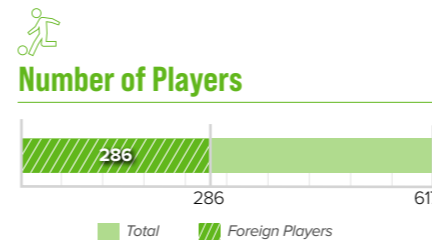
Value:
169.83 M USD (159 M EUR)

Breakdown:
Not available

International Transfers



PLAYERS' RELATED MATTERS



Nationality Rule:
8 non-EU max.
• 5 non-EU max. over 24 years old

Other:
X No

Salary

Average Monthly Salary:
7,042 USD (6,593 EUR)

Legal Minimum Monthly Salary:
1,998 USD (1,871 EUR)
• Law and Collective Bargaining Agreement

Team Rules

Squad Size Limit:
X No

Loan Limit:
X No

Home-Grown Player Rule:
X No

Labor Relations

League Collective Representative of Clubs:
✓ Yes
• League only represents the clubs in negotiations with the Federation and the Players' Union

Collective Bargaining Agreement:
✓ Yes

Labor Dispute Resolution Chamber:
✓ Yes
• Under FA's jurisdiction

Salary Cap:
X No

Youth Development

First Professional Contract Age:
15 years old

FINANCIAL

League Budget

Total Generated Revenues:
Confidential

League's Operating Costs:
Confidential

	Media Rights	Domestic	International
CENTRALIZATION: NO	Value per season:	N/A	N/A
	Contract Term:	N/A	N/A
	Breakdown:	N/A	N/A
	Ratio First / Last:	N/A	N/A

Data Rights

Fast Betting Data Rights:
IMG Arena

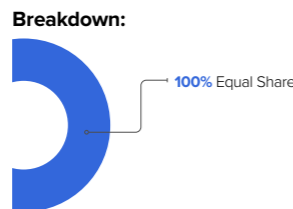
Event Data:
Galanis Sports Data

Tracking Data:
None

Performance Data:
None

Centralized Sponsorship

Value:
Confidential



Title Sponsor:
Stoiximan
Stoiximan Super League (January 2023 to June 2025)

Ball Sponsor:
NIKE
Nike (2022 to 2024)

Other sponsor:
EVROPAIKI PISTI (2022-2024)
MEDITERRANEAN COLLEGE (2022-2024)

SOLIDARITY

Payments to Lower Divisions:
X No

Payments to FA:
✓ Yes. Amount not to be disclosed.

Direct Payments to Grassroots:
✓ Yes. Amount not to be disclosed.

Other Payments:
✓ Yes
• Directly by the Clubs (Fines, Refereeing Costs, Levy on transfers (5%))
• Levy on wages (5%).
• Levy on broadcasting rights (1%), parables
• Levy on tickets and broadcasting rights from European Competitions etc.); the total amount differs from season to season.

DOMESTIC TRAINING REWARDS

Domestic Training Compensation:
✓ Yes
• KIMP regulations indicate that there are 3 main categories:
Category I (1ST and 2ND Division) 32,043 USD (30,000 EUR)
Category II (3rd and 4th Division) 22,430 USD (21,000 EUR)
Category III (5th Division and below) 16,021 USD (15,000 EUR)
Amounts are calculated based on: i) The age of the player (from 12 to 21) and the seasons he has been trained, ii) Category in which the club belongs and iii) seasons in each club.

Levy on Domestic Transfers: 5%, to the FA



ICELAND

ÍSLENSKUR TOPPFÓTBOLTI
Year of creation: 1912

Capital: Reykjavík
Surface Area (km²): 103,000
Currency (Code): Icelandic Króna
Main Language: Icelandic
Total Population ('000, 2023): 0.4
GDP (Million USD, 2023): 34,150
GDP per Capita (USD, 2023): 87,870



SEASON 2023

CALENDAR YEAR LEAGUE

TEAM	MP	W	D	L	F	A	D	P
1. Víkingur Reykjavík	27	21	3	3	76	30	+46	66
2. Valur	27	17	4	6	66	35	+31	55
3. Stjarnan	27	14	4	9	55	29	+26	46
4. Breiðablik	27	12	5	10	52	49	+3	41
5. FH	27	12	4	11	49	54	-5	40
6. KR	27	10	7	10	38	48	-10	37
7. KA	27	12	5	10	42	45	-3	41
8. Fylkir	27	7	8	12	43	55	-12	29
9. HK	27	6	9	12	41	55	-14	27
10. Fram	27	7	6	14	40	56	-16	27
11. ÍBV	27	6	7	14	31	50	-19	25
12. Keflavík	27	2	10	15	27	54	-27	16

- UEFA Champions League
- UEFA Conference League
- Relegation
- Champion

COMPETITIONS

	Besta Deildin
Teams:	12
Matchdays:	27
Regular Season Matchdays:	22
Playoff Matchdays:	5
Total Matches:	162

TOP DIVISION

Besta Deildin

Competition Format:

Home / Away + One Round Playoff / Playout
• Championship Group: top 6
• Relegation Group: bottom 6

Continental Competitions Spots:

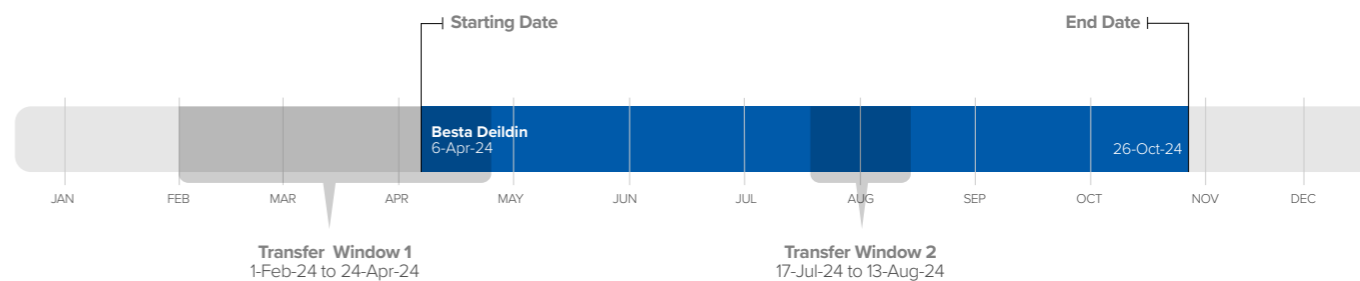
1 UEFA Champions League (x1 Q1)
3 UEFA Conference League (x3 Q1)

Promotion Spots:

N/A

Relegation Spots:

2



Other League's Competitions:

Lower Division(s):
FA-run

Youth Competition(s):
FA-run

Cups:
FA-run

Supercup:
FA-run

Feminine Competition(s):
Yes



Competitive Balance:

Last Five Champions:

- Víkingur (2023)
- Breiðablik (2022)
- Víkingur (2021)
- Valur (2020)
- KR (2019)

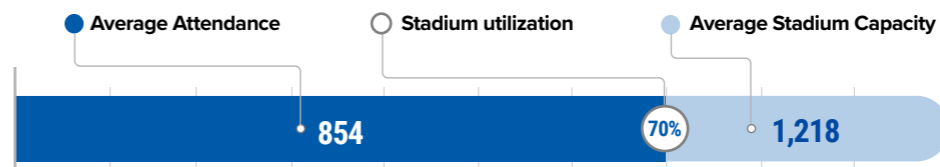
Average Point Difference (between 1st and 2nd across 5 seasons):
8.8 (23.2 games)

Average Margin of Victory (last season average margin of goals scored versus goals conceded per game)
1.580

Rotation of clubs qualified for continental competitions:



Viewership (Season 2023):



Overall Attendance

134,569

Total Viewership: Not available

Subscription Models and Cost Per Model: Monthly - 36.25 USD (33.4 EUR)

Free to air games: None


Most followed social media channel:



4,187 Followers

GOVERNANCE

Legal Structure

Date of Creation:


Type of Structure:
 Association

Assembly Composition:
 28 Members:
 • 1 Member: 1 or 2 votes (depends on number of teams they have)
 Total 44 votes


Board Composition:
 7 Members:
 • Club Representatives (7)
 1 member = 1 vote


Board's Term of Office:
 2 Years

President's Term of Office:
 2 Years

FA's Vote in League's Assembly:
 None

FA's Vote in League's Board:
 None

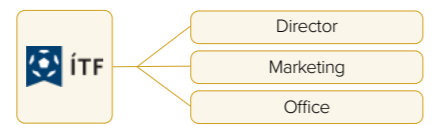
League's/Clubs' Vote in FA's Assembly:


League's/Clubs' Vote in FA's Board:


Internal Organization

Total Employees:
 3

Main Departments:



League's Responsibilities

Fixtures:
 League and FA

Players' Registration:
 FA

Licensing:
 League and FA

Disciplinary:
 FA

Financial Control:
 League and FA

Refereeing Payments:
 Referee - League and FA
 VAR - N/A - no VAR

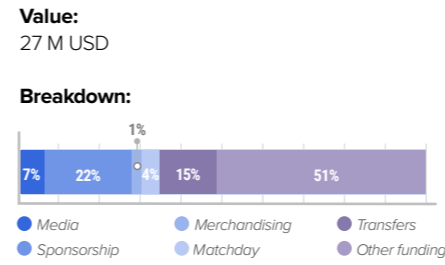
Clubs' Governance

Clubs' Ownership Models:
 Association - 12

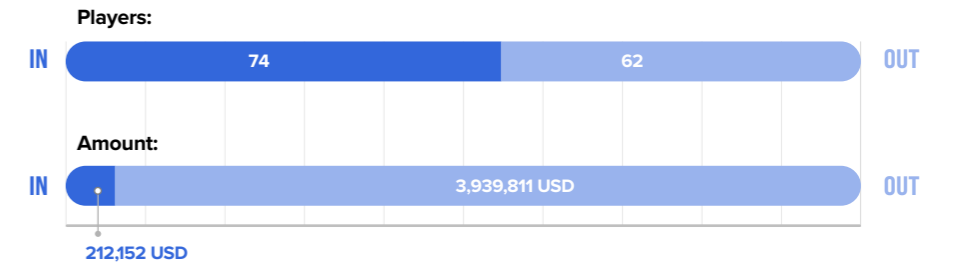
Multiclub ownership:
 None

...FINANCIAL

Aggregated Club Revenues Previous Season





International Transfers

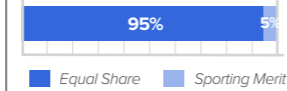



FINANCIAL

League Budget

Total Generated Revenues:
 **3.371 M USD**

League's Operating Costs:
 **1.022 M USD**

	Media Rights	Domestic	International
CENTRALIZATION: YES	Value per season: 1 M USD	1 M USD	30,000 USD
	Contract Term: 2022 - 2026	2022 - 2026	2022 - 2026
	Breakdown:		
	Ratio First / Last: 4.5	4.5	1

Data Rights

Fast Betting Data Rights:
 Genius Sports

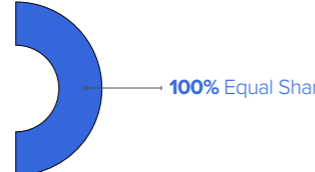
Event Data:
 Wyscout

Tracking Data:
 Catapult


Performance Data:
 Catapult

Centralized Sponsorship

Value:
 637,291 USD

Breakdown:



Title Sponsor:
 Lengjan, Steypustöðin, Nói Sirius and Unbroken (2022 - 2026)

Ball Sponsor:
 Select (2024 - 2026)

Other sponsor:
 Pepsi Max and Deloitte

PLAYERS' RELATED MATTERS

Number of Players



Team Rules

Squad Size Limit:
 25 players max on list A

Loan Limit:
 X No

Home-Grown Player Rule:
 8 out of 25 in squad list A

Nationality Rule:

Max 3 non EU/EEA

Other:
 X No

Labor Relations

League Collective Representative of Clubs:
 ✓ Yes

Collective Bargaining Agreement:
 ✓ Yes

Labor Dispute Resolution Chamber:
 ✓ Yes
 • Under FA

Salary

Average Monthly Salary:
 X No

Legal Minimum Monthly Salary:
 X No

Salary Cap:
 X No

Youth Development

First Professional Contract Age:
 15 years old

SOLIDARITY

Payments to Lower Divisions: X No

Payments to FA: X No

Direct Payments to Grassroots: X No

Other Payments: X No

DOMESTIC TRAINING REWARDS

Domestic Training Compensation: ✓ Yes
 • 868 USD (800 EUR) for amateur player, 1,737 USD (1,600 EUR) for non-amateur

Levy on Domestic Transfers: X No



IRELAND

LEAGUE OF IRELAND
Year of creation: 1921

Capital: Dublin
Surface Area (km²): 84,421
Currency (Code): Euro
Main Language: English
Total Population ('000, 2023): 5,340
GDP (Million USD, 2023): 629,590
GDP per Capita (USD, 2023): 117,980



sse Airtricity
LEAGUE OF IRELAND
CHAMPION
SEASON 2023

CALENDAR YEAR LEAGUE

TEAM	MP	W	D	L	F	A	D	P
1. Shamrock Rovers	36	20	12	4	67	27	+40	72
2. Derry City	36	18	11	7	57	24	+33	65
3. St Patrick's Athletic	36	19	5	12	59	42	+17	62
4. Shelbourne	36	15	15	6	44	27	+17	60
5. Dundalk	36	17	7	12	59	44	+15	58
6. Bohemians	36	16	10	10	53	40	+13	58
7. Drogheda United	36	10	11	15	40	54	-14	41
8. Sligo Rovers	36	10	7	19	36	51	-15	37
9. Cork City	36	8	7	21	35	64	-29	31
10. UCD	36	2	5	29	19	96	-77	11

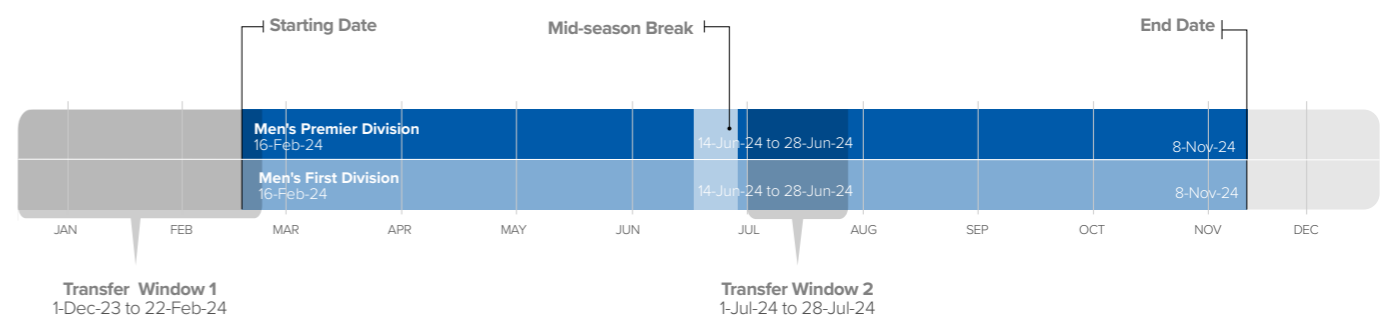
- UEFA Champions League
- UEFA Conference League
- Relegation Playoff
- Relegation
- Champion



TOP DIVISION

LOWER DIVISION

	Men's Premier Division	Men's First Division
Competition Format:	Home / Away (x2) + Relegation Playoff	Home / Away (x2) + Promotion Playoff
Continental Competitions Spots:	1 UEFA Champions League (x1 Q1) 3 UEFA Conference League (x1 Q2 & x2 Q1)	N/A
Promotion Spots:	N/A	1 + 1 Playoff
Relegation Spots:	1 + 1 Playoff	None



Other League's Competitions:

- Lower Division(s):** Men's First Division (2nd Tier)
- Youth Competition(s):** Yes - LOI Academy (MU20, MU17, MU15, MU14)
- Cups:** Men's FAI Cup
- Supercup:** Men's President's Cup
- Feminine Competition(s):** Yes - Women's Premier Division, Women's FAI Cup, Women's President's Cup, WU19 & WU17 Academy Leagues



Competitive Balance:

- Last Five Champions:**
 - Shamrock Rovers (2023)
 - Shamrock Rovers (2022)
 - Shamrock Rovers (2021)
 - Shamrock Rovers (2020)
 - Dundalk (2019)
- Average Point Difference (between 1st and 2nd across 5 seasons):** 11.6 (32.4 games)
- Average Margin of Victory (last season average margin of goals scored versus goals conceded per game):** 1.430

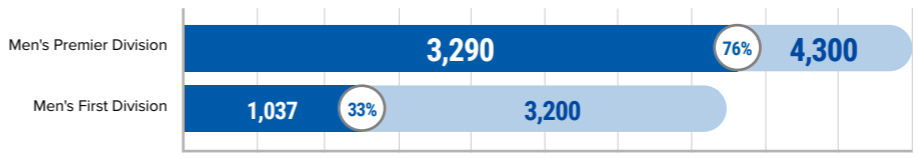
Rotation of clubs qualified for continental competitions:



COMPETITIONS

	Men's Premier Division	Men's First Division
Teams:	10	10
Matchdays:	36 <i>• 37 for club in relegation playoff</i>	36 <i>• 40 for clubs in promotion playoff</i>
Regular Season Matchdays:	N/A	N/A
Playoff Matchdays:	N/A	N/A
Total Matches:	180	185

Average Attendance Stadium utilization Average Stadium Capacity



Overall Attendance

Men's Premier Division	596,196
Men's First Division	196,050

Total Viewership: TV - 2,000,000 (Total Peak)
OTT - 22,000 Purchasers in 2023

Subscription Models and Cost Per Model: OTT Season Pass - 129 USD (120 EUR)
OTT Half-Season Pass - 64 USD (60 EUR)
OTT PPV - 7.5 USD (7 EUR)

Most followed social media channel: 65,235 Followers



GOVERNANCE

Legal Structure



Type of Structure:
Entity within the FA

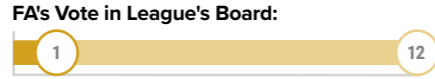
Assembly Composition:
22 Members:
• Club Representatives (22)
1 Vote Each - depending on topic

Board Composition:
12 Members:
• Independent Chairperson
• FAI Board Member (1)
• Men's Premier Division Representatives (4)
• Men's First Division Representatives (3)
• Women's Premier Division Representatives (3)
1 member = 1 vote

Board's Term of Office:
2 Years

President's Term of Office:
2 Years

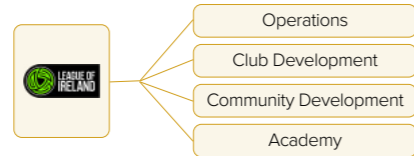
FA's Vote in League's Assembly:
None



Internal Organization

Total Employees:
8

Main Departments:



League's Responsibilities

Fixtures:
League

Players' Registration:
League and FA

Licensing:
FA

Disciplinary:
League and FA

Financial Control:
FA

Refereeing Payments:
Referee - League and Clubs
VAR - N/A

Clubs' Governance

Clubs' Ownership Models:
Company/Individual (Domestic Owned) - 5
Company (Foreign Owner) - 3
Association - 2

Multiclub ownership:
2

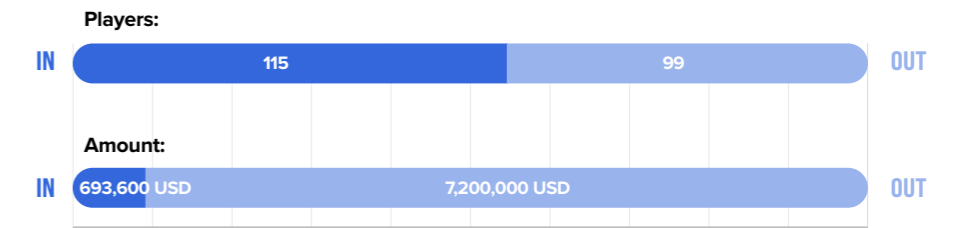
...FINANCIAL

Aggregated Club Revenues Previous Season

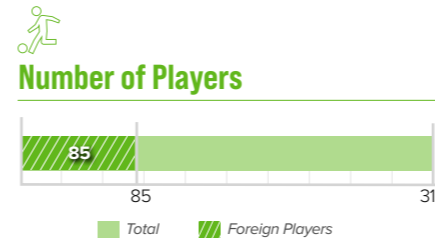
Value:
20,162,800 USD

Breakdown:
Breakdown not available due to commercial sensitivity

International Transfers



PLAYERS' RELATED MATTERS



Nationality Rule:
✗ No

Other:
4 Max Work Permit

Labor Relations

League Collective Representative of Clubs:
✓ Yes - Club Forum for Club Representation, Players Status Committee for Players

Collective Bargaining Agreement:
✗ No, however, a Standard Players Contract is in place having been agreed with Clubs and Players' Union

Labor Dispute Resolution Chamber:
✓ Yes

Salary

Average Monthly Salary:
3,248 USD

Legal Minimum Monthly Salary:
Based on National Minimum Wage and dependent on player's age and contract status

Salary Cap:
✓ Yes, Salary Cost Protocol in place in Club Licensing - 65% of overall revenues.

Youth Development

First Professional Contract Age:
16 years old

FINANCIAL

League Budget

Total Generated Revenues:
Confidential

League's Operating Costs:
Confidential

	Media Rights	Domestic	International
CENTRALIZATION: YES	Value per season:	Confidential	N/A
	Contract Term:	2023 - 2024	N/A
	Breakdown:	Forms part of overall prize money - distributed on sporting merit	N/A
	Ratio First / Last:	5	N/A

Data Rights

Fast Betting Data Rights:
Sportradar

Event Data:
Sportradar, Genius Sports and Stats Perform.

Tracking Data:
None

Performance Data:
None

Centralized Sponsorship

Value:
Confidential

Breakdown:
Split between Prize Money & Academy Funding

Title Sponsor:
SSE Airtricity | SSE Airtricity

Ball Sponsor:
UMBRO | UMBRO

Other sponsor:
DMG Media, EA SPORTS, Avenir Sports

SOLIDARITY

Payments to Lower Divisions:
UEFA Solidarity money is split equally between all Clubs in Tier 1 and Tier 2.

Payments to FA:
✗ No

Direct Payments to Grassroots:
✗ No

Other Payments:
✗ No

DOMESTIC TRAINING REWARDS

Domestic Training Compensation: ✓ Yes. Domestic Compensation Agreement in place for players from the season of the players' 10th Birthday until their 23rd Birthday

Levy on Domestic Transfers: ✗ No



ISRAELI PROFESSIONAL FOOTBALL LEAGUES

ISRAEL

ISRAELI PROFESSIONAL FOOTBALL LEAGUES
Year of creation: 1931

Capital: Jerusalem
Surface Area (km²): 22,072
Currency (Code): New Israeli Sheqel (ILS)
Main Language: Hebrew, Arabic
Total Population ('000, 2023): 9,810
GDP (Million USD, 2023): 521,690
GDP per Capita (USD, 2023): 53,200



SEASON 2023/2024

DUAL YEAR LEAGUE

TEAM	MP	W	D	L	F	A	D	P
1. Maccabi Tel Aviv	36	26	7	3	75	25	+50	85
2. Maccabi Haifa	36	23	7	6	75	28	+47	74
3. Hapoel Be'er Sheva	36	19	4	13	55	40	+15	61
4. Hapoel Haifa	36	18	5	13	49	47	+2	59
5. Maccabi Bnei Reineh	36	11	11	14	38	44	-6	44
6. Bnei Sakhnin	36	10	15	11	39	46	-7	44
7. Hapoel Jerusalem	33	12	7	14	38	39	-1	43
8. Maccabi Petah Tikva	33	11	7	15	44	57	-13	40
9. Maccabi Netanya	33	11	5	17	36	48	-12	38
10. F.C. Ashdod	33	9	10	14	29	45	-16	37
11. Beitar Jerusalem	33	11	8	14	45	40	+5	36
12. Hapoel Hadera	33	10	6	17	28	49	-21	36
13. Hapoel Tel Aviv	33	8	10	15	35	51	-16	33
14. Hapoel Petah Tikva	33	4	12	17	25	51	-26	24

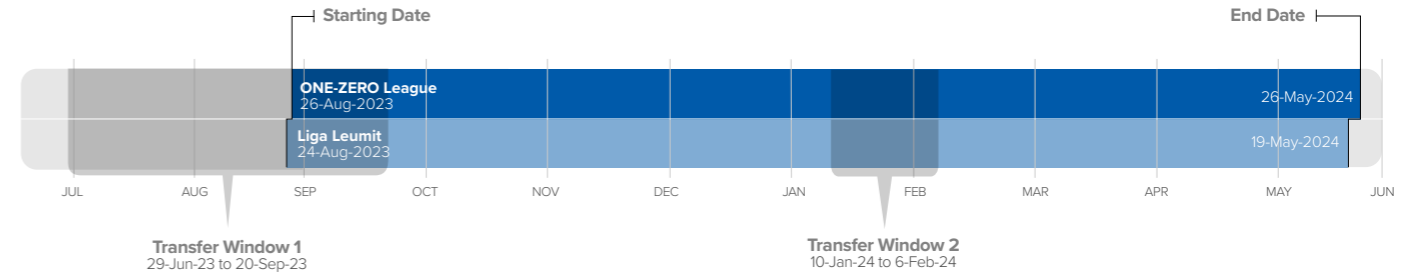
- UEFA Champions League
- UEFA Conference League
- Relegation
- Champion

ISRAELI PROFESSIONAL FOOTBALL LEAGUES

TOP DIVISION

LOWER DIVISIONS

	ONE-ZERO League	Liga Leumit
Competition Format:	Home / Away + Second Stage Split • Championship Group: top 6 • Relegation Group: bottom 8	Home / Away + Second Stage Split • Championship Group: top 8 • Relegation Group: bottom 8
Continental Competitions Spots:	1 UEFA Champions League (x1 Q2) 1 UEFA Europa League (x1 Q1) 2 UEFA Conference League (x2 Q2)	N/A
Promotion Spots:	N/A	2
Relegation Spots:	2	2 + 1 Playoff



Other League's Competitions:

- Lower Division(s):** Liga Leumit (2nd Tier)
- Youth Competition(s):** FA-run
- Cups:** Toto Cup 1st Division and Toto Cup 2nd Division
- Supercup:** Yes
- Feminine Competition(s):** FA-run



Competitive Balance:

- Last Five Champions:**
 - Maccabi Haifa (2022/23)
 - Maccabi Haifa (2021/22)
 - Maccabi Haifa (2020/21)
 - Maccabi Tel Aviv (2019/20)
 - Maccabi Tel Aviv (2018/19)
- Average Point Difference (between 1st and 2nd across 5 seasons):** 8.8 (36 games)
- Average Margin of Victory (last season average margin of goals scored versus goals conceded per game):** 1.375

Rotation of clubs qualified for continental competitions:

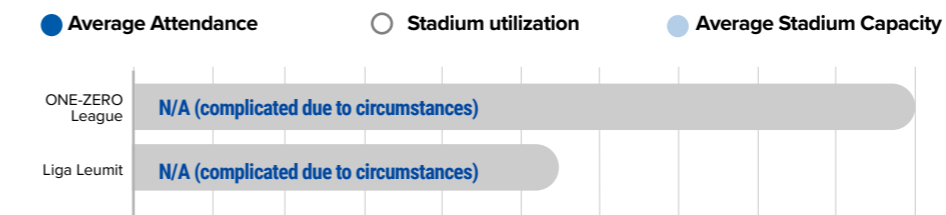


COMPETITIONS

	TOP DIVISION	LOWER DIVISIONS
	ONE-ZERO League	Liga Leumit
Teams:	14	16
Matchdays:	36 • 33 for clubs in relegation round	37 • 38 for relegation playoff club
Regular Season Matchdays:	26	30
Playoff Matchdays:	10 • 10 matches for top 6 • 7 matches for bottom 8	7
Total Matches:	240	296



Viewership (Season 2022/23):



Overall Attendance

ONE-ZERO League: N/A (complicated due to circumstances)
Liga Leumit: N/A (complicated due to circumstances)

Total Viewership: Confidential

Free to air games: 36

Subscription Models and Cost Per Model:

- Monthly - Base package 748 USD (7 EUR) + 21.36 USD (20 EUR) (matches 2-5) + 16.02 USD (15 EUR) (matches 6-7)
- Daily - Base Package 748 USD (7 EUR) + 5.34 USD (5 EUR) for 24h access

Most followed social media channel:



173,000 Followers

GOVERNANCE

Legal Structure



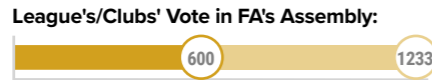
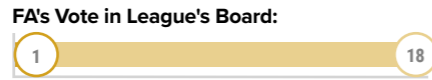
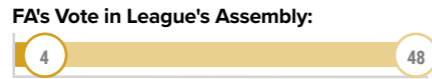
Type of Structure:
Private Company
• Owned by 1st and 2nd Tier Clubs; minority holdings by FA

Assembly Composition:
32 members:
• 1st Tier Clubs (14)
• 2nd Tier Clubs (16)
• FA (2)
1st Tier Clubs: 1 member = 2 votes
2nd Tier Clubs: 1 member = 1 vote
FA Reps: 1 member = 2 votes

Board Composition:
18 members:
• FA
• Chairman
• 1st Tier Clubs (14)
• 2nd Tier Clubs (2)
1 member = 1 vote

Board's Term of Office:
Indefinite

President's Term of Office:
Indefinite

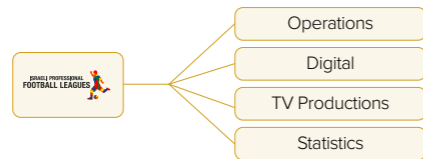


League's/Clubs' Vote in FA's Board:
Approx. 50%

Internal Organization

Total Employees:
14

Main Departments:



League's Responsibilities

Fixtures:
League

Players' Registration:
FA

Licensing:
FA

Disciplinary:
FA

Financial Control:
FA

Refereeing Payments:
Clubs

Clubs' Governance

Clubs' Ownership Models:
Company (Domestic Owned) - 8
Company (Foreign Owned) - 2
Association - 3
Public Structure - 1

Multiclub ownership:
None

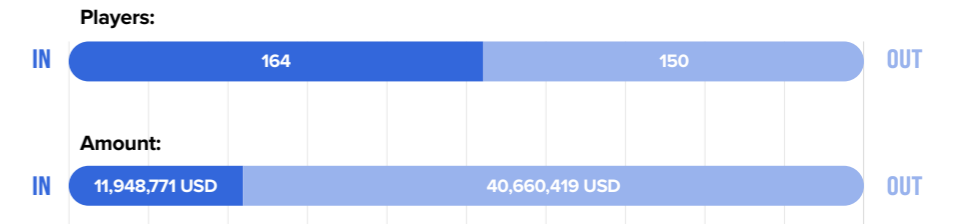
...FINANCIAL

Aggregated Club Revenues Previous Season

Value:
147.4 M USD (138 M EUR)

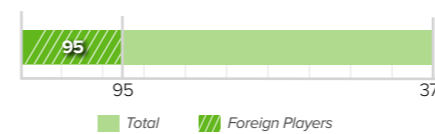
Breakdown:
Not available

International Transfers



PLAYERS' RELATED MATTERS

Number of Players



Nationality Rule:
6 Foreigners max (5 on pitch)

Other:
X No

Labor Relations

League Collective Representative of Clubs:
X No
• League mediates on standard minimum requirement issues

Collective Bargaining Agreement:
X No

Labor Dispute Resolution Chamber:
✓ Yes
• Under FA's jurisdiction
• Parallel jurisdiction of labor courts on certain matters

Salary

Average Monthly Salary:
X No

Legal Minimum Monthly Salary:
X No

Salary Cap:
X No

Youth Development

First Professional Contract Age:
X No

FINANCIAL

League Budget

Total Generated Revenues:
Approx **53.41 M USD (50 M EUR)**

League's Operating Costs:
4.27 M USD (4 M EUR)

	Media Rights	Domestic	International
CENTRALIZATION: YES	Value per season:	34.5 M USD (32.3 M EUR)	Not sold
	Contract Term:	2021/22-2031/32	Not sold
	Breakdown:	<p>• Distribution subject to development criteria set by league</p>	Not sold
	Ratio First / Last:	1.35	Not sold

Data Rights

Fast Betting Data Rights:
IMG Arena

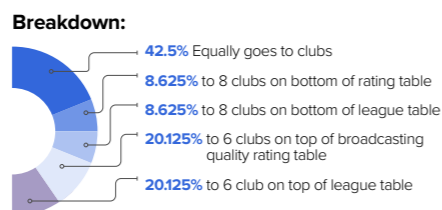
Event Data:
Opta

Tracking Data:
Opta

Performance Data:
Opta

Centralized Sponsorship

Value:
2.67 M USD (2.5 M EUR)



Title Sponsor:
ONE ZERO Digital Bank (2023/24)

Ball Sponsor:
Adidas (2023/24)

Other sponsor:
Winner (annual)
Mania Jeans (ending 2024/2025)

SOLIDARITY

Payments to Lower Divisions:
500,000 USD to second

division (split equally)
Payments to FA:

5.34 M USD (5 M EUR)
Direct Payments to Grassroots:
5.34 M USD (5 M EUR)

• Youth development
Other Payments:
X No

DOMESTIC TRAINING REWARDS

Domestic Training Compensation: ✓ Yes
• Ad-hoc system

Levy on Domestic Transfers: X No



ITALY

LEGA SERIE A
Year of creation: 1946

Capital: Rome
Surface Area (km²): 302,073
Currency (Code): Euro (EUR)
Main Language: Italian
Total Population ('000, 2023): 58,850
GDP (Million USD, 2023): 2,190,000
GDP per Capita (USD, 2023): 37,150



SEASON 2023/2024

DUAL YEAR LEAGUE

TEAM	MP	W	D	L	F	A	D	P
1. Inter Milan	38	29	7	2	89	22	+67	94
2. AC Milan	38	22	9	7	76	49	+27	75
3. Juventus	38	19	14	5	54	31	+23	71
4. Atalanta	38	21	6	11	72	42	+30	69
5. Bologna	38	18	14	6	54	32	+22	68
6. Roma	38	18	9	11	65	46	+19	63
7. Lazio	38	18	7	13	49	39	+10	61
8. Fiorentina	38	17	9	12	61	46	+15	60
9. Torino	38	13	14	11	36	36	0	53
10. Napoli	38	13	14	11	55	48	+7	53
11. Genoa	38	12	13	13	45	45	0	49
12. Monza	38	11	12	15	39	51	-12	45
13. Hellas Verona	38	9	11	18	38	51	-13	38
14. Lecce	38	8	14	16	32	54	-22	38
15. Udinese	38	6	19	13	37	53	-16	37
16. Cagliari	38	8	12	18	42	68	-26	36
17. Empoli	38	9	9	20	29	54	-25	36
18. Frosinone	38	8	11	19	44	69	-25	35
19. Sassuolo	38	7	9	22	43	75	-32	30
20. Salernitana	38	2	11	25	32	81	-49	17

UEFA Champions League
 UEFA Europa League
 UEFA Conference League
 Relegation
 Champion

COMPETITIONS

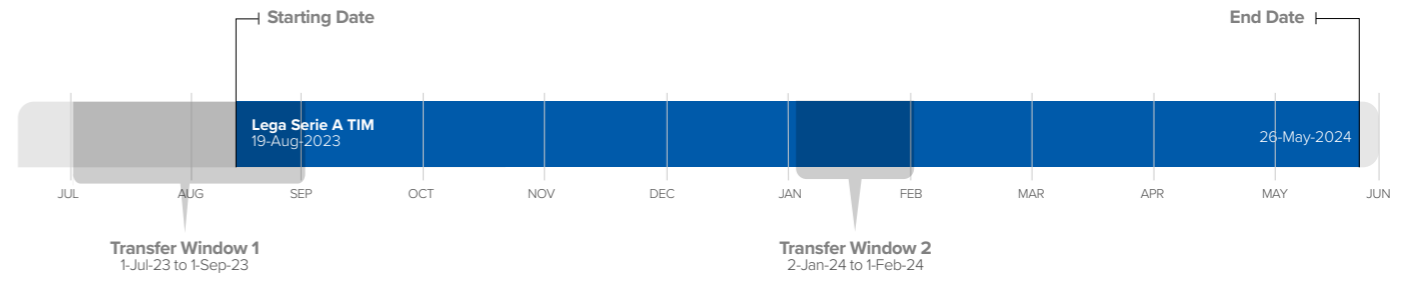
Lega Serie A TIM	
Teams:	20
Matchdays:	38
Regular Season Matchdays:	N/A
Playoff Matchdays:	N/A
Total Matches:	380



TOP DIVISION

Lega Serie A TIM

Competition Format:	Home / Away
Continental Competitions Spots:	4 UEFA Champions League (x4 LS) 2 UEFA Europa League (x2 LS) 1 UEFA Conference League (x1 PO)
Promotion Spots:	N/A
Relegation Spots:	3



Other League's Competitions:

- Lower Division(s):**
Autonomous League on the behalf of FA
- Youth Competition(s):**
Under 19 Championship named "Campionato Primavera 1 TIM - Torneo Giacinto Facchetti"
- Cups:**
Coppa Italia Frecciarossa (1st, 2nd, 3rd tier)
- Supercup:**
EA Sports Supercup (Winner Serie A vs Runner up Coppa Italia - Runner up Serie A - Winner Coppa Italia)
- Feminine Competition(s):**
FA-run



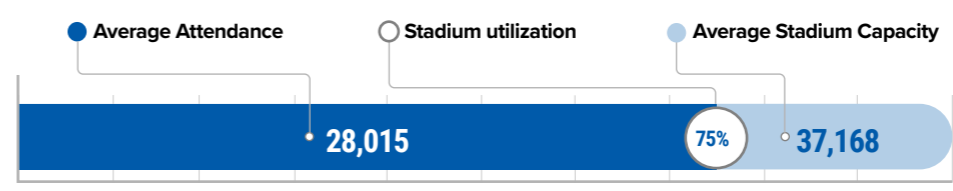
Competitive Balance:

- Last Five Champions:**
 - Inter Milan (2023/24)
 - Napoli (2022/23)
 - AC Milan (2021/22)
 - Inter Milan (2020/21)
 - Juventus (2019/20)
- Average Point Difference (between 1st and 2nd across 5 seasons):**
10 (38 games)
- Average Margin of Victory (last season average margin of goals scored versus goals conceded per game):**
1.237

Rotation of clubs qualified for continental competitions:



Viewership (Season 2022/23):



Overall Attendance

10,645,709

Total Viewership: TV - 51,809,953
OTT - 183,441,343

Subscription Models and Cost Per Model: Annual - 319 USD (299 EUR)
Monthly - 32 USD (30 EUR)
Pay per view SKY - 8.5 USD (8 EUR)

Free to air games: None

Most followed social media channel: 10.7 M Followers



GOVERNANCE

Legal Structure



Type of Structure:
Association

Assembly Composition:
20 members:
• 1st Tier Clubs
1 member = 1 vote

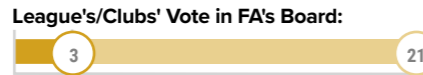
Board Composition:
7 members:
• President
• CEO
• Independent Director
• Clubs' Representatives (4)
1 member = 1 vote

Board's Term of Office:
4 Years

President's Term of Office:
4 Years

FA's Vote in League's Assembly:
None

FA's Vote in League's Board:
None



Internal Organization

Total Employees:
72

Main Departments:



League's Responsibilities

Fixtures:
League

Players' Registration:
League

Licensing:
FA

Disciplinary:
FA

Financial Control:
FA

Refereeing Payments:
Referee - FA after rebate from League
VAR - League

Clubs' Governance

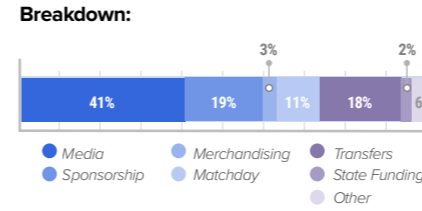
Clubs' Ownership Models:
Company (Domestic Owned) - 13
Company (Foreign Owned) - 7

Multiclub ownership:
4

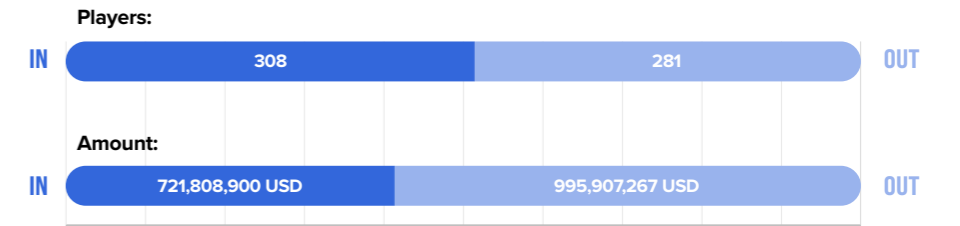
...FINANCIAL

Aggregated Club Revenues Previous Season

Value:
3.902 B USD

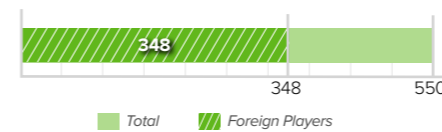


International Transfers



PLAYERS' RELATED MATTERS

Number of Players



Team Rules

Squad Size Limit:
25 max.
• Unlimited U22

Loan Limit:
X No

Home-Grown Player Rule:
8
(4 FA-trained and 4 club-trained players)

Nationality Rule:
2 Foreigners max. except EU

Other:
X No

Labor Relations

League Collective Representative of Clubs:
✓ Yes

Collective Bargaining Agreement:
✓ Yes
• With Associazione Italiana Calciatori

Labor Dispute Resolution Chamber:
✓ Yes
• Independent from League and FA

Salary

Average Monthly Salary:
213,662 USD (200,000 EUR)

Legal Minimum Monthly Salary:
A) 3,781 USD (3,540 EUR) (from 24 years old)
B) 22,741 USD (2,566 EUR) (first professional contract or 19-23 years old)
C) 1,891 USD (1,770 EUR) (16-19 years old) With Associazione Italiana Calciatori

Salary Cap:
X No

Youth Development

First Professional Contract Age:
16 years old

FINANCIAL

League Budget

Total Generated Revenues:
1.519 B USD (1.423 B EUR)

League's Operating Costs:
23.488 M USD (21.989 M EUR)

Data Rights

Fast Betting Data Rights:
Stats Perform

Event Data:
Stats Perform

Tracking Data:
Confidential

Performance Data:
Confidential

	Media Rights	Domestic and International	
CENTRALIZATION: YES ✓	Value per season:	1,063 M USD (995.405 M EUR)	263.296 M USD (246.507 M EUR)
	Contract Term:	2021/22 - 2023/24	2021/22 - 2023/24
	Breakdown:		
	Ratio First / Last:	2.93	

Centralized Sponsorship

Value:
91.11 M USD (85.3 M EUR)

Breakdown:
100% Sporting Merit (three brackets based on the season's ranking)

Title Sponsor:
 TIM (2021/22 to 2023/24)

Ball Sponsor:
 Puma (2023 to 2027)

Other sponsor:
FRECCIAROSSA Title Sponsor Coppa Italia (National Cup) (01/07/21 - 30/06/24)
EA SPORTS FC Title Sponsor Supercup & Player of the Month Partner (01/07/21 - 30/06/27)
Made in Italy (ITA & MAECI) International Presenting Partner (01/07/23 - 30/06/24)
1XBET International Partner (01/07/21 - 30/06/24)
CRYPTO.COM Innovation & Technology Partner (01/07/21 - 30/06/24)
PUMA Official Ball (01/07/22 - 30/06/27)
PANINI Official Stickers (01/07/18 - 30/06/24)
SOCIOS.COM Official Partner (01/07/21 - 30/06/24)
SORARE Official NFT Football Fantasy Game (01/07/22 - 30/06/25)
PHILADELPHIA Coach of the Month Partner (01/01/24 - 30/06/24)
ONE FOOTBALL Official Partner (01/07/22 - 30/06/25)

SOLIDARITY

Payments to Lower Divisions:
11.11 M USD (10.4 M EUR)
• 20% of TV Rights of Coppa Italia to LNPA

Payments to FA:
10% of TV rights to FA (132.55 M USD (124.1 M EUR) for 2022/23)


Direct Payments to Grassroots:
X No

Other Payments:
X No

DOMESTIC TRAINING REWARDS

Domestic Training Compensation: X No

Levy on Domestic Transfers: 5% training compensation (solidarity contribution)



ITALY

LEGA PRO
Year of creation: 1959

Capital: Rome
Surface Area (km²): 302,073
Currency (Code): Euro (EUR)
Main Language: Italian
Total Population ('000, 2023): 58,850
GDP (Million USD, 2023): 2,190,000
GDP per Capita (USD, 2023): 37,150



DUAL YEAR LEAGUE

SEASON 2023/2024

TEAM	MP	P	TEAM	MP	P	TEAM	MP	P
1. Mantova	38	80	1. Cesena	38	96	1. Juve Stabia	38	79
2. Padova	38	77	2. Torres	38	75	2. Avellino	38	69
3. Vicenza	38	71	3. Carrarese	38	73	3. Benevento	38	66
4. Triestina	38	64	4. Perugia	38	63	4. Casertana	38	65
5. Atalanta U23	38	59	5. Gubbio	38	59	5. Taranto	38	65
6. Legnago	38	56	6. Pescara	38	55	6. Picerno	38	58
7. Giana Erminio	38	53	7. Juventus Next Gen	38	54	7. Audace Cerignola	38	53
8. Pro Vercelli	38	53	8. Arezzo	38	53	8. Giugliano	38	53
9. Lumezzane	38	53	9. Pontedera	38	52	9. Crotone	38	52
10. Trento	38	51	10. Rimini	38	50	10. Latina	38	51
11. Virtus Verona	38	47	11. SPAL	38	49	11. Foggia	38	48
12. Pro Patria	38	46	12. Lucchese	38	45	12. Sorrento	38	48
13. AlbinoLeffe	38	45	13. Virtus Entella	38	45	13. Catania	38	45
14. Pergolettse	38	45	14. Pineto	38	45	14. Messina	38	45
15. Renate	38	45	15. Sestri Levante	38	44	15. Turris	38	44
16. Arzignano	38	44	16. Ancona	38	42	16. Potenza	38	43
17. Novara	38	43	17. Vis Pesaro	38	39	17. Monopoli	38	42
18. Fiorenzuola	38	38	18. Recanatese	38	38	18. Virtus Francavilla	38	35
19. Pro Sesto	38	35	19. Fermana	38	31	19. Monterosi	38	35
20. Alessandria	38	20	20. Olbia	38	26	20. Brindisi	38	25


● Promotion ● Promotion Playoffs ● Relegation Playoffs ● Relegation © Champion

COMPETITIONS

Competition	Value
Teams:	60
Matchdays:	38 <i>• Up to 48 for promotion playoff clubs • 40 for relegation playoff clubs</i>
Regular Season Matchdays:	N/A
Playoff Matchdays:	N/A
Total Matches:	1191

TOP DIVISION

Competition	Format
LEGA PRO	Home / Away + Playoffs/Playouts • Three independent groups of 20 teams play Home/Away • Places 4 to 10 play group playoffs and join places 2 & 3 for national playoffs • Places 17 & 18 or 16 to 19 play group playouts (depending on the group)
Continental Competitions Spots:	N/A
Promotion Spots:	4 (1 by group + 1 playoff)
Relegation Spots:	9 (3 by group)



Other League's Competitions:

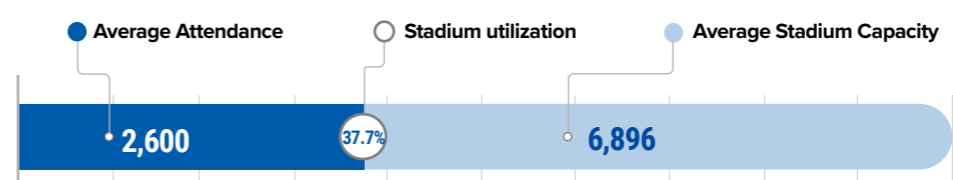
- Lower Division(s):** FA-run
- Youth Competition(s):** Yes, Primavera 3 and Primavera 4
- Cups:** Coppa Italia Serie C
- Supercup:** Supercoppa Italia Serie C
- Feminine Competition(s):** FA-run

Competitive Balance:

- Last Five Champions:**
 - GROUP A: Mantova GROUP B: Cesena GROUP C: Juve Stabia (2023/2024)
 - GROUP A: Feralpi Salo GROUP B: Reggiana GROUP C: Catanzaro (2022/2023)
 - GROUP A: Sudtirolo GROUP B: Modena GROUP C: Bari (2021/2022)
 - GROUP A: Como GROUP B: Perugia GROUP C: Ternana (2020/2021)
 - GROUP A: Monza GROUP B: Vicenza GROUP C: Reggina (2019/2020)
- Average Point Difference (between 1st and 2nd across 5 seasons):** 9.1 (35.7 games)
- Average Margin of Victory (last season average margin of goals scored versus goals conceded per game):** 1.163

Rotation of clubs qualified for continental competitions:
N/A

Viewership (Last Full Season):



Overall Attendance: 2,889,847

Total Viewership: TV - 42,347,068
OTT - 12,350,000


Subscription Models and Cost Per Model: Monthly - Sky - from 32.08 USD (29.90 EUR)

Most followed social media channel: Facebook 98,000 Followers



GOVERNANCE

Legal Structure



Type of Structure:
Association

Assembly Composition:
60 members:
• 3rd Tier Clubs (60)
1 member = 1 vote

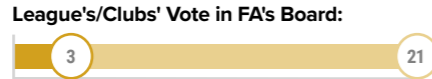
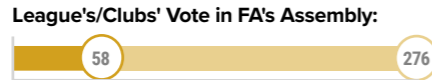
Board Composition:
9 members:
• President (1)
• Vice President (2)
• Club Representatives (6)
1 member = 1 vote

Board's Term of Office:
4 Years

President's Term of Office:
4 Years

FA's Vote in League's Assembly:
None

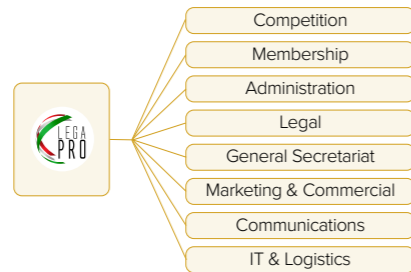
FA's Vote in League's Board:
None



Internal Organization

Total Employees:
35

Main Departments:



League's Responsibilities

Fixtures:
League

Players' Registration:
League and FA

Licensing:
League and FA

Disciplinary:
League and FA

Financial Control:
League

Refereeing Payments:
Referee - FA
VAR - League

Clubs' Governance

Clubs' Ownership Models:
Company (Domestic Owned) - 51
Company (Foreign Owner) - 9

Multiclub ownership:
2 (Under 23 teams)

...FINANCIAL

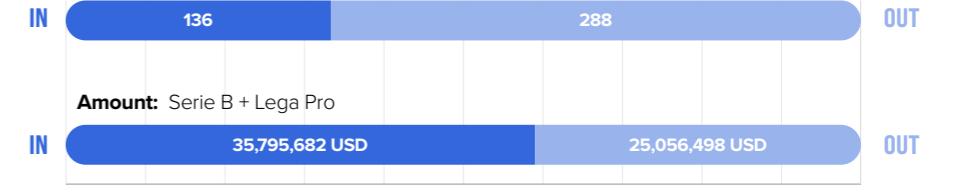
Aggregated Club Revenues Previous Season

Value:
289.72 M USD (270 M EUR)

Breakdown:
Not available

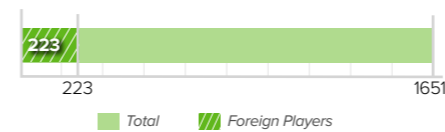
International Transfers

Players: Serie B + Lega Pro



PLAYERS' RELATED MATTERS

Number of Players



Other:
X No

Team Rules

Squad Size Limit:
24 Players max

Loan Limit:
8

Home-Grown Player Rule:
X No

Nationality Rule:
X No

Salary

Average Monthly Salary:
5,191 USD (4,838 EUR)

Legal Minimum Monthly Salary:
Age 16-19: 1,352 USD (1,260 EUR)
Age 20-23: 1,901 USD (1,772 EUR)
Age from 24 - 2,502 USD (2,332 EUR)

Salary Cap:
X No

Labor Relations

League Collective Representative of Clubs:
✓ Yes
• Lega Pro

Collective Bargaining Agreement:
✓ Yes
• Collegio Arbitrale

Labor Dispute Resolution Chamber:
✓ Yes

Youth Development

First Professional Contract Age:
16 years old

FINANCIAL

League Budget

Total Generated Revenues:
17.17 M USD (16 M EUR)

League's Operating Costs:
6.97 M USD (6.5 M EUR)

Data Rights

Fast Betting Data Rights:
Sportradar, Infront

Event Data:
Stats Perform

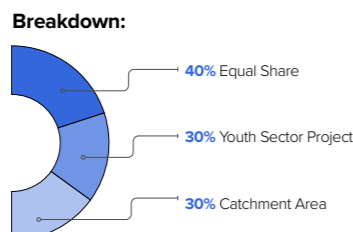
Tracking Data:
None

Performance Data:
None

	Media Rights	Domestic	International
CENTRALIZATION: YES	Value per season:	5.37 M USD (5 M EUR) (National & Regional)	1.07 M USD (1 M EUR) (including stream for betting)
	Contract Term:	2023/2024 - 2024/2025	2024/2025
	Breakdown:	Domestic: 90% Equal Share, 5% Sporting Merit, 5% Catchment Area Local: 50% Equal Share, 40% Clubs for which the rights have been assigned, 5% Sporting Merit, 5% Catchment Area	90% Equal Share, 5% Sporting Merit, 5% Catchment Area
Ratio First / Last:	1	1	

Centralized Sponsorship

Value:
1.61 M USD (1.5 M EUR)



Title Sponsor:
NOW TV | NOWTV

Ball Sponsor:
ERREA

Other sponsor:
Beretta - Silver Sponsor
Eurobet - Silver Sponsor
BPM - Silver Sponsor
Cattolica - Silver Sponsor

SOLIDARITY

Payments to Lower Divisions:
X No

Payments to FA:
X No

Direct Payments to Grassroots:
X No

Other Payments:
X No

DOMESTIC TRAINING REWARDS

Domestic Training Compensation: ✓ Yes

Levy on Domestic Transfers: 3%



KAZAKHSTAN

QAZAQSTAN FOOTBALL LEAGUE
Year of creation: 2014

Capital: Astana
Surface Area (km²): 2,724,900
Currency (Code): Tenge
Main Language: Kazakh
Total Population ('000, 2023): 20,210
GDP (Million USD, 2023): 290,990
GDP per Capita (USD, 2023): 14,400



SEASON 2023

CALENDAR YEAR LEAGUE

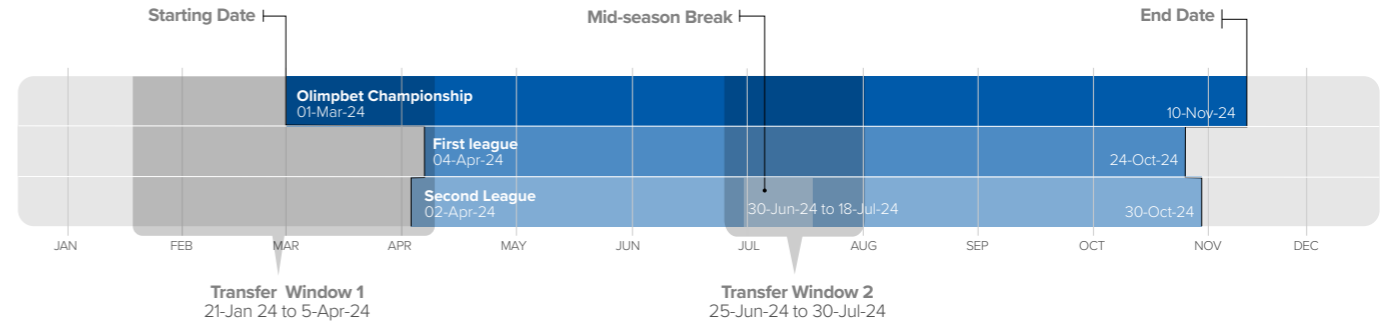
TEAM	MP	W	D	L	F	A	D	P
1. Ordabasy	26	18	4	4	48	21	+27	58
2. Astana	26	16	5	5	36	24	+12	53
3. Aktobe	26	13	11	2	44	23	+21	50
4. Kairat	26	12	8	6	44	32	+12	44
5. Kyzylzhar	26	11	6	9	25	23	+2	39
6. Kaisar	26	10	6	10	31	30	+1	36
7. Atyrau	26	8	10	8	24	27	-3	34
8. Tobol	26	9	7	10	29	33	-4	34
9. Maktaaral	26	8	5	13	29	32	-3	29
10. Shakhter Karagandy	26	7	8	11	31	36	-5	29
11. Zhetysu	26	8	5	13	27	38	-11	29
12. Okzhetpes	26	7	6	13	26	37	-11	27
13. Caspiy	26	4	8	14	28	44	-16	20
14. Aksu	26	5	3	18	23	45	-22	18

UEFA Champions League
 UEFA Conference League
 Relegation
 Champion

TOP DIVISION

LOWER DIVISIONS

	Olimpbet Championship	First league	Second League
Competition Format:	Home / Away	Home/Away	Home/Away
Continental Competitions Spots:	1 UEFA Champions League (x1 Q1) 1 UEFA Europa League (x1 Q1) 2 UEFA Conference League (x1 Q2 & x1 Q1)	N/A	N/A
Promotion Spots:	N/A	2	2
Relegation Spots:	2	2	0



Other League's Competitions:

Lower Division(s):
Second & Third Tier

Youth Competition(s):
FA-run

Cups:
Olimbet Cup

Supercup:
Olimbet Supercup

Feminine Competition(s):
FA-run



Competitive Balance:

Last Five Champions:

- FC Ordabasy (2023)
- FC Astana (2022)
- FC Tobol (2021)
- FC Kairat (2020)
- FC Astana (2019)

Average Point Difference (between 1st and 2nd across 5 seasons):
3.6 (26.2 games)

Average Margin of Victory (last season average margin of goals scored versus goals conceded per game)
1.170

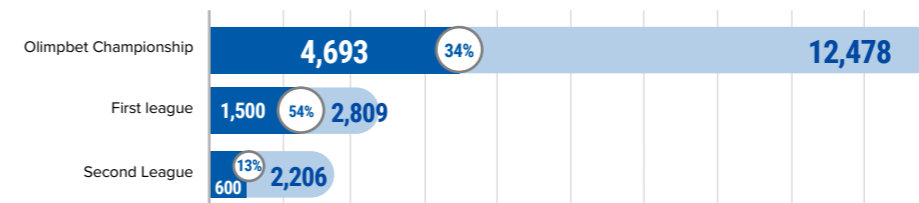
Rotation of clubs qualified for continental competitions:



COMPETITIONS

	Olimpbet Championship	First league	Second League
Teams:	14	16	1 DIVISION 13 TEAMS (SOUTHWEST), 2 DIVISION 12 TEAMS (NORTHEAST)
Matchdays:	26	30	24
Regular Season Matchdays:	N/A	N/A	N/A
Playoff Matchdays:	N/A	N/A	N/A
Total Matches:	182	240	276

Average Attendance Stadium utilization Average Stadium Capacity



Total Viewership: No information

Free to air games: 182

Subscription Models and Cost Per Model: PFLK TV - free youtube channel
QAZSPORT - national TV channel

Overall Attendance

Olimpbet Championship	854,142
First league	294,000
Second League	114,000

Most followed social media channel: 137,000 Followers

GOVERNANCE

Legal Structure



Type of Structure:
Private Company

Assembly Composition:
32 members:
• Olimpbet Championship (14)
• First League (11)
• Second League (7)
1 member = 1 vote

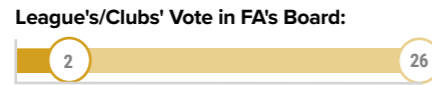
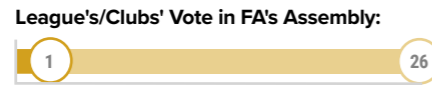
Board Composition:
7 members:
• President
• Members (6)

Board's Term of Office:
2 Years

President's Term of Office:
2 Years

FA's Vote in League's Assembly:
None

FA's Vote in League's Board:
None



Internal Organization

Total Employees:
22

Main Departments:



League's Responsibilities

Fixtures:
League

Players' Registration:
League and FA

Licensing:
FA

Disciplinary:
League and FA

Financial Control:
League and FA

Refereeing Payments:
Referee - League
VAR - League

Clubs' Governance

Clubs' Ownership Models:
Company (Domestic Owned) - 5
Public Structure - 9

Multiclub ownership:
Not available

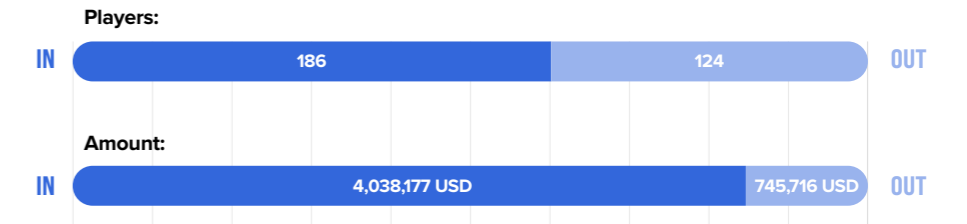
...FINANCIAL

Aggregated Club Revenues Previous Season

Value:
75.11 M USD (70 M EUR)

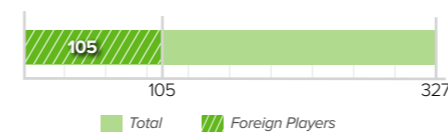
Breakdown:
Not available

International Transfers



PLAYERS' RELATED MATTERS

Number of Players



Nationality Rule:
Min 13 Kazakhstan players in squad

Other:
X No

Labor Relations

League Collective Representative of Clubs:
✓ Yes

Collective Bargaining Agreement:
X No

Labor Dispute Resolution Chamber:
✓ Yes

Salary

Average Monthly Salary:
5,500 - 6,500 USD

Legal Minimum Monthly Salary:
187.40 USD (85,000 KZT)

Salary Cap:
X No

Youth Development

First Professional Contract Age:
18 years old

Team Rules

Squad Size Limit:
25 players max:
Exception: there is not limit for farm club and academy players

Loan Limit:
X No

Home-Grown Player Rule:
X No

FINANCIAL

League Budget

Total Generated Revenues:
Confidential

League's Operating Costs:
Confidential

	Media Rights	Domestic	International
CENTRALIZATION: NO	Value per season:	N/A	N/A
	Contract Term:	N/A	N/A
	Breakdown:	N/A	N/A
	Ratio First / Last:	N/A	N/A

Data Rights

Fast Betting Data Rights:
IMG Arena

Event Data:
HUDL

Tracking Data:
HUDL

Performance Data:
HUDL

Centralized Sponsorship

Value:
Confidential

Breakdown:
Sponsorship money goes to the Super Cup winner, Cup winner and Championship winner

Title Sponsor:
OLIMPBET (2022 to 2029)

Ball Sponsor:
PUMA (2024)

Other sponsor:
DMG Media, EA SPORTS, Avenir Sports

SOLIDARITY

Payments to Lower Divisions:
X No

Payments to FA:
X No

Direct Payments to Grassroots:
X No

Other Payments:
X No

DOMESTIC TRAINING REWARDS

Domestic Training Compensation: For the Premier league clubs 11,200 USD for one year. First and Second league 5,500 USD for one year, Amateur clubs 1,200 USD for one year.

Levy on Domestic Transfers: For the Premier league clubs 11,200 USD for one year. First and Second league 5,500 USD for one year, Amateur clubs 1,200 USD for one year.



SEASON 2023

CALENDAR YEAR LEAGUE

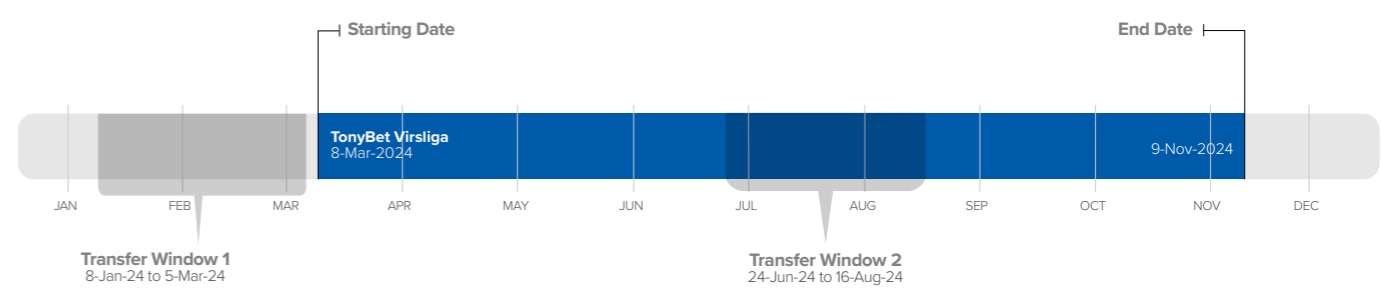
TEAM	MP	W	D	L	F	A	D	P
1. RFS	36	27	8	1	96	18	+78	89
2. Riga FC	36	27	7	2	89	21	+68	88
3. FK Auda	36	16	10	10	44	39	+5	58
4. Valmiera FC	36	14	11	11	47	40	+7	53
5. FK Liepāja	36	14	9	13	52	54	-2	51
6. FS Jelgava	36	10	10	16	42	57	-15	40
7. BFC Daugavpils	36	9	9	18	40	52	-12	36
8. FK Tukums 2000 / TELMS	36	9	8	19	47	83	-36	35
9. FK Metta	36	8	9	19	41	63	-22	33
10. SK Super Nova	36	3	5	28	25	96	-71	14

- UEFA Champions League
- UEFA Conference League
- Relegation Playoff
- Relegation
- Champion

TOP DIVISION

TonyBet Virsliga

Competition Format:	Home / Away (x2)
Continental Competitions Spots:	1 UEFA Champions League (x1 Q1) 3 UEFA Conference League (x1 Q2 & x2 Q1)
Promotion Spots:	N/A
Relegation Spots:	1 + 1 Playoff



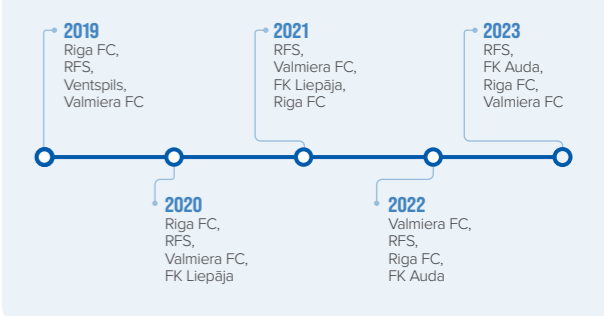
Other League's Competitions:

- Lower Division(s):**
FA-run
- Youth Competition(s):**
FA-run
- Cups:**
FA-run
- Supercup:**
Not existing
- Feminine Competition(s):**
FA-run

Competitive Balance:

- Last Five Champions:**
 - RFS (2023)
 - Valmiera FC (2022)
 - RFS (2021)
 - Riga FC (2020)
 - Riga FC (2019)
- Average Point Difference (between 1st and 2nd across 5 seasons):**
3.8 (31.8 games)
- Average Margin of Victory (last season average margin of goals scored versus goals conceded per game):**
1.656

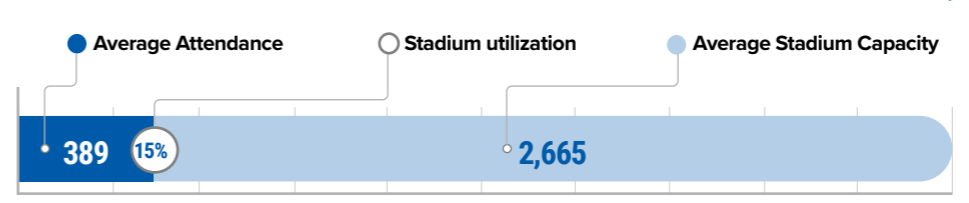
Rotation of clubs qualified for continental competitions:



COMPETITIONS

	TonyBet Virsliga
Teams:	10
Matchdays:	36 • 38 for relegation playoff club
Regular Season Matchdays:	N/A
Playoff Matchdays:	N/A
Total Matches:	180

Viewership (Season 2023):



Total Viewership: TV - 1,955,494
OTT - 215,222

Free to air games: 180

Subscription Models and Cost Per Model: Free to air

Most followed social media channel: 11,457 Followers

GOVERNANCE

Legal Structure



Type of Structure:
Association

Assembly Composition:
10 members
• First Tier Clubs (10)
1 member = 1 vote

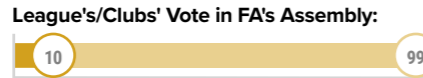
Board Composition:
4 members
• Chairman
• Members (3)
1 member = 1 vote (chairman has decisive vote)

Board's Term of Office:
No limit

President's Term of Office:
No limit

FA's Vote in League's Assembly:
None

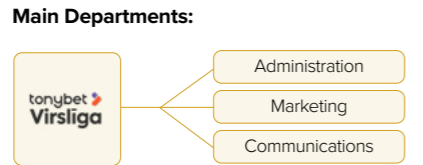
FA's Vote in League's Board:
None



League's/Clubs' Vote in FA's Board:
None

Internal Organization

Total Employees:
5



League's Responsibilities

Fixtures:
League and FA

Players' Registration:
FA

Licensing:
FA

Disciplinary:
FA

Financial Control:
FA

Refereeing Payments:
Referee - FA
VAR - FA

Clubs' Governance

Clubs' Ownership Models:
Company (Domestic Owned) - 3
Association - 7

Multiclub ownership:
1

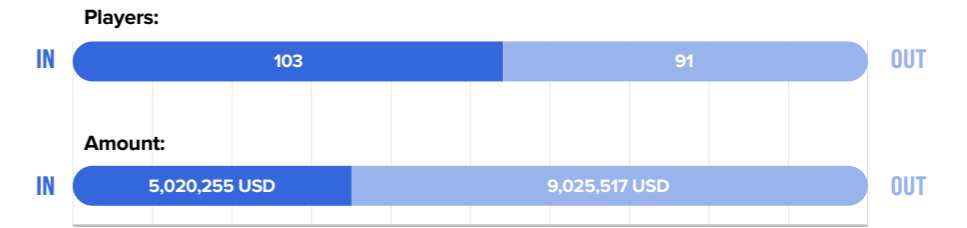
...FINANCIAL

Aggregated Club Revenues Previous Season

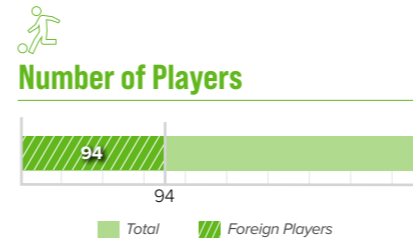
Value:
32.04 M USD (32 M EUR)

Breakdown:
Mainly owners investment (equity, loan, associated partners and sponsors), outgoing transfers (9 M USD in 2023), UEFA NPC solidarity of 1.39 M USD (1.3 M EUR), state co-financing on the youth level

International Transfers



PLAYERS' RELATED MATTERS



Team Rules

Squad Size Limit:
30

Loan Limit:
FIFA Rules on Loans applied

Home-Grown Player Rule:
✓ Yes (player to be in LV clubs system for 3 years within 12-21 age period)

Nationality Rule:
✗ No

Other:
Squad registration is 30 players with max 15 non home grown players

Labor Relations

League Collective Representative of Clubs:
✗ No

Collective Bargaining Agreement:
✗ No

Labor Dispute Resolution Chamber:
✗ No

Salary

Average Monthly Salary:
4,100 USD (3,800 EUR)

Legal Minimum Monthly Salary:
748 USD (700 EUR)

Salary Cap:
✗ No

Youth Development

First Professional Contract Age:
15 years old

FINANCIAL

League Budget

Total Generated Revenues:
600,000 USD

League's Operating Costs:
600,000 USD

	Media Rights	Domestic	International
CENTRALIZATION: NO TV DEAL	Value per season:	N/A	Confidential
	Contract Term:	N/A	Confidential
	Breakdown:	N/A	Confidential
	Ratio First / Last:	N/A	Confidential

Data Rights

Fast Betting Data Rights:
IMG Arena

Event Data:
IMG Arena

Tracking Data:
None

Performance Data:
Wyscout/Hudl

Centralized Sponsorship

Value:
170,000 USD

Breakdown:
Retained by the league

Title Sponsor:

Ball Sponsor:

Other sponsor:
Sportland (sports retailer), Playoff Arena (football hall) both on yearly basis

SOLIDARITY

Payments to Lower Divisions:
✓ Yes, 25%

Payments to FA:
All solidarity is distributed among all youth systems under FA management

Direct Payments to Grassroots:
✗ No

Other Payments:
✗ No

DOMESTIC TRAINING REWARDS

Domestic Training Compensation: ✓ Yes, the club needs to pay a training compensation (calculated by the FA) if it registers the first professional contract of the player till the end of his 23 years age.

Levy on Domestic Transfers: ✗ No



MALTA

MALTA PREMIER LEAGUE
Year of creation: 2022

Capital: Valletta
Surface Area (km²): 316
Currency (Code): Euro
Main Language: Maltese
Total Population ('000, 2023): 530
GDP (Million USD, 2023): 18,000
GDP per Capita (USD, 2023): 41,120



SEASON 2023/2024

DUAL YEAR LEAGUE

TEAM	MP	W	D	L	F	A	D	P
1. Hamrun Spartans	26	19	5	2	61	16	+45	62
2. Floriana	26	18	3	5	53	19	+34	57
3. Sliema Wanderers	26	14	8	4	34	12	+22	50
4. Marsaxlokk	26	12	7	7	40	23	+17	43
5. Birkirkara	26	9	9	8	28	27	+1	36
6. Naxxar Lions	26	9	8	9	32	35	-3	35
7. Hibernians	26	9	8	9	29	28	+1	35
8. Balzan	26	8	10	8	26	28	-2	34
9. Gzira United	26	9	6	11	38	33	+5	33
10. Mosta	26	7	10	9	19	32	-13	31
11. Santa Lucia	26	8	6	12	25	41	-16	30
12. Valletta	26	6	9	11	26	31	-5	27
13. Sirens	26	3	7	16	17	50	-33	16
14. Gudja United	26	0	6	20	14	67	-53	6

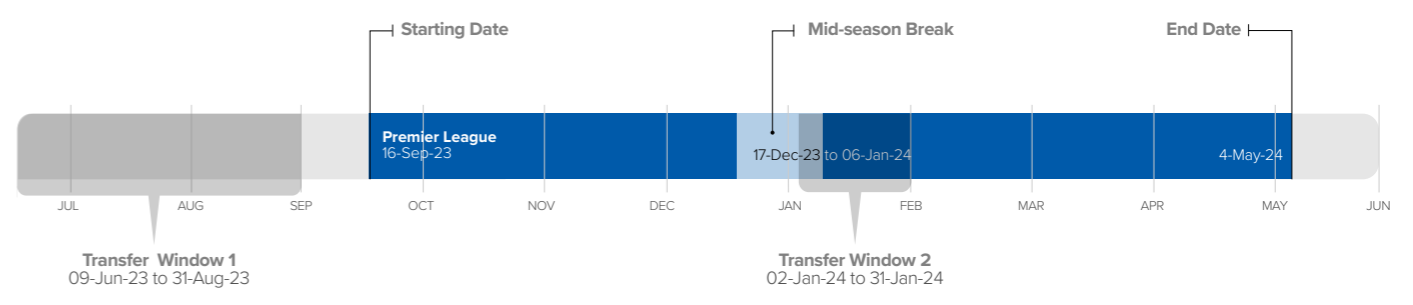
- UEFA Champions League
- UEFA Conference League
- Relegation
- Champion



TOP DIVISION

Premier League

Competition Format:	Home/Away
Continental Competitions Spots:	1 UEFA Champions League (x1 Q1) 3 UEFA Conference League (x3 Q1)
Promotion Spots:	N/A
Relegation Spots:	4 (League Reduction)



Other League's Competitions:

- Lower Division(s):** FA-run
- Youth Competition(s):** FA-run
- Cups:** FA-run
- Supercup:** FA-run
- Feminine Competition(s):** FA-run



Competitive Balance:

- Last Five Champions:**
 - Hamrun Spartans FC (2023/2024)
 - Hamrun Spartans FC (2022/2023)
 - Hibernians FC (2021/2022)
 - Hamrun Spartans FC (2020/2021)
 - Floriana FC (2019/2020)
- Average Point Difference (between 1st and 2nd across 5 seasons):** 7 (24.4 games)
- Average Margin of Victory (last season average margin of goals scored versus goals conceded per game):** 1.495

Rotation of clubs qualified for continental competitions:

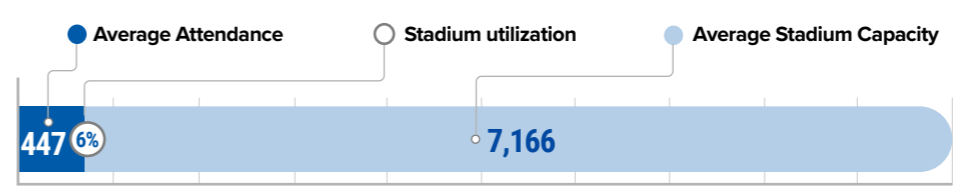


COMPETITIONS

Premier League	
Teams:	14
Matchdays:	26
Regular Season Matchdays:	N/A
Playoff Matchdays:	N/A
Total Matches:	182



Viewership (Season 2022/23):



Total Viewership: Not available
Free to air games: 52


Subscription Models and Cost Per Model: Rights holder is the National Broadcaster (free to air)

Most followed social media channel: N/A



GOVERNANCE

Legal Structure

Date of Creation:


Type of Structure:
 FA organised


Assembly Composition:
 14 members:
 • Clubs (14)
 1 member = 1 vote


Board Composition:
 5 members:
 • Chair (1)
 • Club representatives (2)
 • FA (2)


Board's Term of Office:
 Indefinite

President's Term of Office:
 Indefinite

FA's Vote in League's Assembly:
 No

FA's Vote in League's Board:


League's/Clubs' Vote in FA's Assembly:


League's/Clubs' Vote in FA's Board:


Internal Organization

Total Employees:
 0

Main Departments:
 None

League's Responsibilities

Fixtures:
 FA

Players' Registration:
 FA

Licensing:
 FA

Disciplinary:
 FA

Financial Control:
 FA

Refereeing Payments:
 FA

Clubs' Ownership Models:
 Association - 14

Multiclub ownership:
 None

Clubs' Governance

FINANCIAL

League Budget

Total Generated Revenues:
 **650,000 USD**

League's Operating Costs:
 **1 M USD**

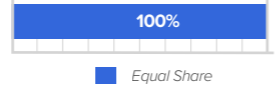
Data Rights

Fast Betting Data Rights:
 Various

Event Data:
 None

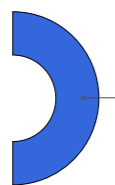
Tracking Data:
 None


Performance Data:
 None


	Media Rights	Domestic	International
CENTRALIZATION: YES	Value per season:	65,000 USD	Approx 55,000 USD
	Contract Term:	2021/22-2023/24	2020/21 - 2025/26
	Breakdown:		Retained by the FA
	Ratio First / Last:	1	N/A

Centralized Sponsorship

Value:
 50,000 USD

Breakdown:
 **100% Equal Share**

Title Sponsor:
 Bank of Valletta (2021/22 - 2023/24)

Ball Sponsor:
 PUMA (2022/23 - 2023/24)

Other sponsor:
 None

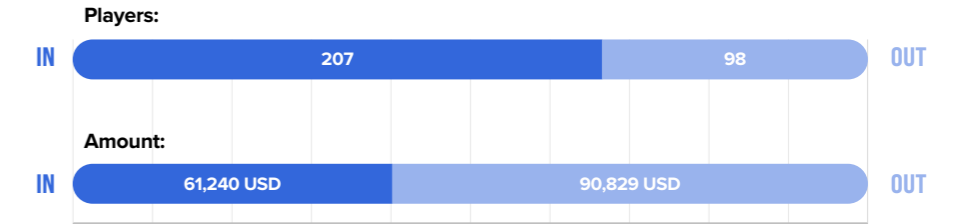
...FINANCIAL

Aggregated Club Revenues Previous Season

Value:
 13.7 M USD

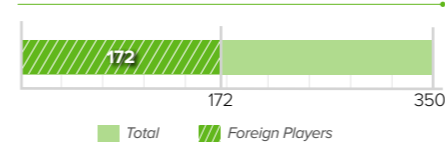
Breakdown:
 Not available

International Transfers



PLAYERS' RELATED MATTERS

Number of Players



Nationality Rule:
 ✗ No

Other:
 ✗ No

Team Rules

Squad Size Limit:
 25 players max

Loan Limit:
 Up to 3 players loaned in/out between the same clubs

Home-Grown Player Rule:
 ✓ Yes, minimum 4 homegrown players on the pitch. 'Homegrown' means that a player has been registered with any Member Club for at least four (4) seasons between ages 12-19.

Labor Relations

League Collective Representative of Clubs:
 ✓ Yes

Collective Bargaining Agreement:
 ✗ No

Labor Dispute Resolution Chamber:
 ✓ Yes
 • Under FA

Salary

Average Monthly Salary:
 2,353 USD (2,190 EUR)

Legal Minimum Monthly Salary:
 National minimum wage - 926 USD (862 EUR)

Salary Cap:

✗ No

Youth Development

First Professional Contract Age:
 16 years old

SOLIDARITY

Payments to Lower Divisions:
 ✗ No

Payments to FA:
 Approx. USD 420,000 for cost of organisation of matches (personnel, paramedics, etc.)

Direct Payments to Grassroots:
 50% of UEFA Solidarity Payments

Other Payments:
 ✗ No

DOMESTIC TRAINING REWARDS

Domestic Training Compensation:
 ✓ Yes
 • A fee is paid upon the first professional contract of a player to all clubs involved in his development.

Levy on Domestic Transfers:
 Registration fee on non-homegrown players, coupled with an incentive scheme that rewards playing time of young homegrown players.



NETHERLANDS

EREDIVISIE CV
Year of creation: 1956

Capital: Amsterdam
Surface Area (km²): 41,850
Currency (Code): Euro
Main Language: Dutch
Total Population ('000, 2023): 17,760
GDP (Million USD, 2023): 1,160
GDP per Capita (USD, 2023): 65,190



SEASON 2023/2024

DUAL YEAR LEAGUE

TEAM	MP	W	D	L	F	A	D	P
1. PSV Eindhoven	34	29	4	1	111	21	+90	91
2. Feyenoord	34	26	6	2	92	26	+66	84
3. Twente	34	21	6	7	69	36	+33	69
4. AZ	34	19	8	7	70	39	+31	65
5. Ajax	34	15	11	8	74	61	+13	56
6. NEC	34	14	11	9	68	51	+17	53
7. Utrecht	34	13	11	10	49	47	+2	50
8. Sparta Rotterdam	34	14	7	13	51	48	+3	49
9. Go Ahead Eagles	34	12	10	12	47	46	+1	46
10. Fortuna Sittard	34	9	11	14	37	56	-19	38
11. Heerenveen	34	10	7	17	53	70	-17	37
12. PEC Zwolle	34	9	9	16	45	67	-22	36
13. Almere City	34	7	13	14	33	59	-26	34
14. Heracles Almelo	34	9	6	19	41	74	-33	33
15. RKC Waalwijk	34	7	8	19	38	56	-18	29
16. Excelsior	34	6	11	17	50	73	-23	29
17. Volendam	34	4	7	23	34	88	-54	19
18. Vitesse	34	6	6	22	30	74	-44	6

- UEFA Champions League
- UEFA Europa League
- UEFA Conference League
- Relegation Playoff
- Relegation
- Champion

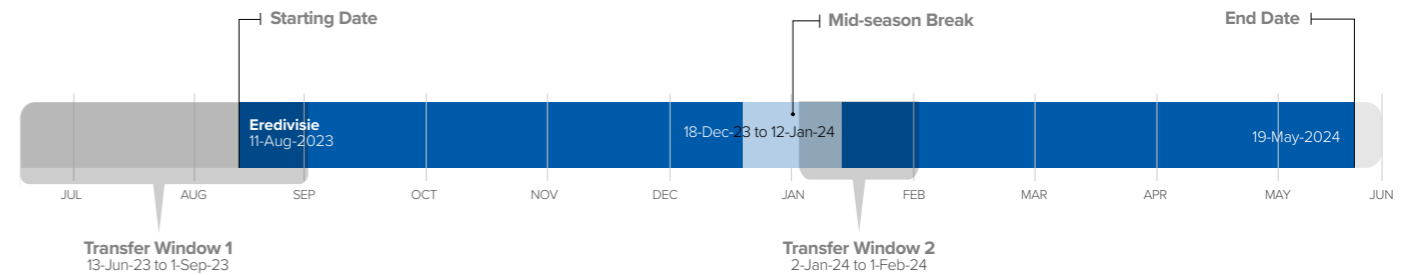
COMPETITIONS

Eredivisie	
Teams:	18
Matchdays:	34 • 38 for European Competition playoff
Regular Season Matchdays:	N/A
Playoff Matchdays:	N/A
Total Matches:	312

TOP DIVISION

Eredivisie

Competition Format:	Home / Away
Continental Competitions Spots:	3 UEFA Champions League (x2 LS & x1 Q3nc) 2 UEFA Europa League (x1 LS & x1 Q2) 1 UEFA Conference League (x1 Q2)
Promotion Spots:	N/A
Relegation Spots:	2 + 1 Playoff



Other League's Competitions:

Lower Division(s):
Other organisation (Cooperatie Eerste Divisie)

Youth Competition(s):
FA-run

Cups:
FA-run

Supercup:
FA-run

Feminine Competition(s):
FA-run



Competitive Balance:

Last Five Champions:

- PSV (2023/24)
- Feyenoord (2022/23)
- Ajax (2021/22)
- Ajax (2020/21)
- N/A (2019/20)

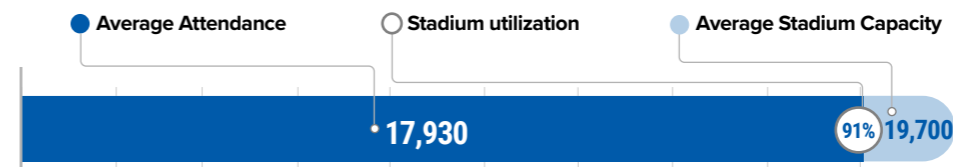
Average Point Difference (between 1st and 2nd across 5 seasons):
8 (34 games)

Average Margin of Victory (last season average margin of goals scored versus goals conceded per game):
1.683

Rotation of clubs qualified for continental competitions:



Viewership (Season 2022/23):



Overall Attendance

5,486,580

Total Viewership: 65,165,760


Free to air games: 100



Subscription Models and Cost Per Model: Monthly - ESPN2,3,4 - starting from 8.49 USD (7.95 EUR)

Most followed social media channel: 689,000 Followers

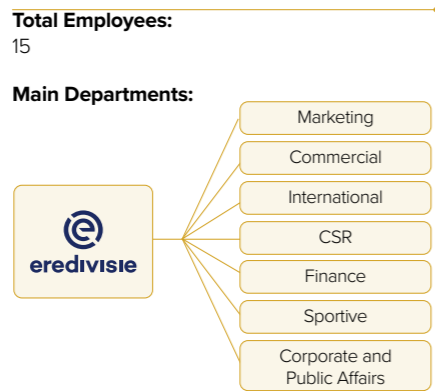
GOVERNANCE

Legal Structure

Date of Creation:

Type of Structure:
 Limited Company
Assembly Composition:
 18 members:
 • First Tier Clubs (18)
 1 member = 1 vote
Board Composition:
 5 Supervisory Board members:
 • Independent (including the Chairman) (3)
 • Club Executives (2)
 1 member = 1 vote
Board's Term of Office:
 3 Years
President's Term of Office:
 3 Years
FA's Vote in League's Assembly:
 None

FA's Vote in League's Board:
 None
League's/Clubs' Vote in FA's Assembly:
 Professional matters: 
 Other matters: 
League's/Clubs' Vote in FA's Board:
 None

Internal Organization

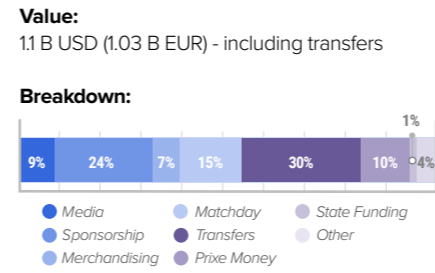


League's Responsibilities

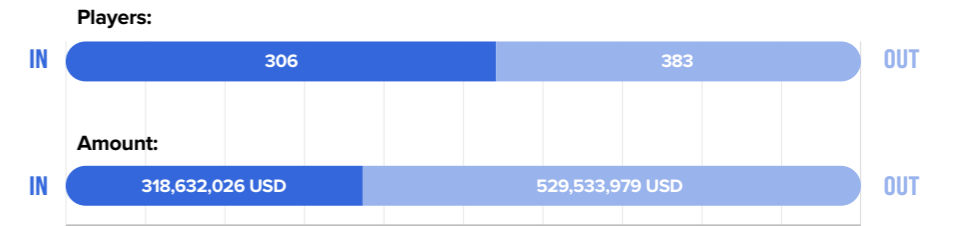
Fixtures:
 League and FA
Players' Registration:
 FA
Licensing:
 FA
Disciplinary:
 FA
Financial Control:
 FA
Refereeing Payments:
 Referee - FA
 VAR - FA
Clubs' Governance
Clubs' Ownership Models:
 Company (Domestic Owned) - 16
 Company (Foreign Owned) - 2
Multiclub ownership:
 None

...FINANCIAL

Aggregated Club Revenues Previous Season

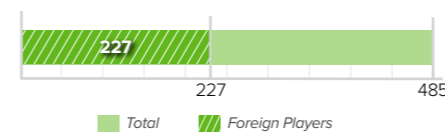


International Transfers



PLAYERS' RELATED MATTERS

Number of Players



Team Rules

Squad Size Limit:
 18 min.
Loan Limit:
 ✗ No
Home-Grown Player Rule:
 ✗ No

Nationality Rule:
 ✗ No
Other:
 ✗ No

Labor Relations

League Collective Representative of Clubs:
 ✗ No
 • Clubs' Union (CAO)
Collective Bargaining Agreement:
 ✓ Yes
Labor Dispute Resolution Chamber:
 ✓ Yes
 • Under FA's jurisdiction

Salary

Average Monthly Salary:
 29,373 USD (27,500 EUR)
Legal Minimum Monthly Salary:
 1,747 USD (1,636 EUR)
 • Applicable over 21
 • Non-EU over of 18 and 19 to earn min. salary of 75% of average Eredivisie salary
 • Non-EU over 20 to earn min. salary of 150% of average Eredivisie salary
 • Law

Salary Cap:

Youth Development

First Professional Contract Age:
 16 years old


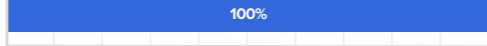
FINANCIAL

League Budget

Total Generated Revenues:

93.09 M USD (87.150 M EUR)
League's Operating Costs:

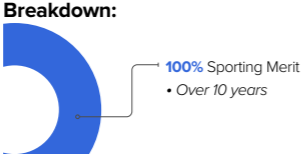

4.49 M USD (4.2 M EUR)

	Media Rights	Domestic and International
CENTRALIZATION: YES 	Value per season:	88.89 M USD (83.3 M EUR)
	Contract Term:	2013/14-2024/25
	Breakdown:	 • Over 10 years
	Ratio First / Last:	4.8

Data Rights

Fast Betting Data Rights:
 IMG Arena
Event Data:
 OPTA
Tracking Data:
 ChyronHego
Performance Data:
 None

Centralized Sponsorship

Value:
 Incl. In Domestic
Breakdown:

 • Over 10 years
Title Sponsor:
 None
Ball Sponsor:
 Derbystar (until 2025)
Other sponsor:
 KPN, Vriendenloterij, Unibet (all until 2025)

SOLIDARITY

Payments to Lower Divisions:
 15% of the UEFA solidarity payment for non competing clubs, distributed amongst clubs in the 2tier (KeukenKampioenDivisie) to promote youth development
Payments to FA:
 3% of Gate Income
Direct Payments to Grassroots:
 ✗ No
Other Payments:
 5% of European Competitions Club revenues distributed to non-participating clubs

DOMESTIC TRAINING REWARDS

Domestic Training Compensation: ✓ Yes
 • Amateur to professional: 617 USD (550 EUR) to 1,674 USD (1,490 EUR)
 • Professional to professional (KNVB Pool Compensation): 15,383 USD (13,692 EUR)

Levy on Domestic Transfers: ✗ No



NETHERLANDS

COÖPERATIE EERSTE DIVISIE
Year of creation: 1956

Capital: Amsterdam
Surface Area (km²): 41,850
Currency (Code): Euro
Main Language: Dutch
Total Population ('000, 2023): 17,760
GDP (Million USD, 2023): 1,160
GDP per Capita (USD, 2023): 65,190



SEASON 2023/2024

DUAL YEAR LEAGUE

TEAM	MP	W	D	L	F	A	D	P
1. Willem II	38	23	10	5	76	34	+42	79
2. Groningen	38	22	9	7	70	29	+41	75
3. Roda JC Kerkrade	38	21	12	5	69	34	+35	75
4. Dordrecht	38	18	15	5	73	50	+23	69
5. ADO Den Haag	38	17	12	9	70	48	+22	63
6. De Graafschap	38	19	6	13	61	52	+9	63
7. Emmen	38	17	6	15	59	60	-1	57
8. NAC Breda	38	15	11	12	61	54	+7	56
9. MVV Maastricht	38	16	8	14	64	60	+4	56
10. Jong AZ	38	16	8	14	62	61	+1	56
11. Helmond Sport	38	14	9	15	52	55	-3	51
12. VVV-Venlo	38	13	9	16	51	58	-7	48
13. Cambuur	38	13	8	17	71	74	-3	47
14. Eindhoven	38	9	16	13	45	57	-12	43
15. Jong Ajax	38	10	10	18	54	67	-13	40
16. Jong PSV	38	11	7	20	63	81	-18	40
17. Telstar	38	9	8	21	46	67	-21	35
18. TOP Oss	38	10	4	24	32	66	-34	34
19. Den Bosch	38	8	9	21	38	68	-30	33
20. Jong FC Utrecht	38	5	11	22	32	74	-42	26

Promotion
 Promotion Playoffs
 Champion

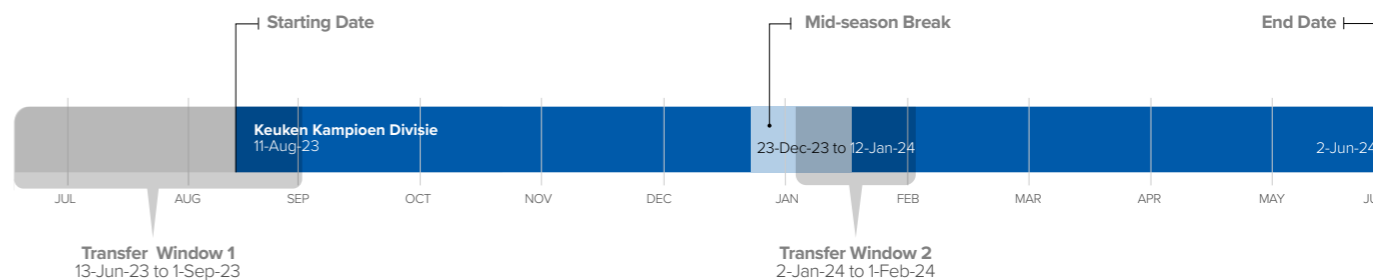
COMPETITIONS

Keuken Kampioen Divisie	
Teams:	20
Matchdays:	38 <i>• up to 44 for promotion playoff clubs</i>
Regular Season Matchdays:	N/A
Playoff Matchdays:	N/A
Total Matches:	392

LOWER DIVISION

Keuken Kampioen Divisie

Competition Format:	Home/Away + Promotion Playoff 3rd to 8th place
Continental Competitions Spots:	N/A
Promotion Spots:	2 + 1 Playoff
Relegation Spots:	None



Other League's Competitions:

Lower Division(s): FA-run

Youth Competition(s): FA-run

Cups: FA-run

Supercup: FA-run

Feminine Competition(s): FA-run



Competitive Balance:

Last Five Champions:

- Willem II (2023/2024)
- Heracles Almelo (2022/2023)
- FC Emmen (2021/2022)
- SC Cambuur (2020/2021)
- No Champion due to Covid-19 (2019/2020)

Average Point Difference (between 1st and 2nd across 5 seasons): 6.75 (38 games)


Average Margin of Victory (last season average margin of goals scored versus goals conceded per game): 1.444

Rotation of clubs qualified for continental competitions:

N/A



Viewership (Season 2022/23):



Overall Attendance

2,229,000

Total Viewership: TV - 1,058,701
OTT - 10,964,000

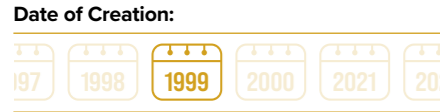
Subscription Models and Cost Per Model: Monthly - ESPN Complete- 13.95 USD (12.99 EUR)

Free to air games: 65

Most followed social media channel: 64,500 Followers

GOVERNANCE

Legal Structure



Type of Structure:
Cooperative

Assembly Composition:
16 members:
• Participating Clubs (16) - except second teams
1 member = 1 vote

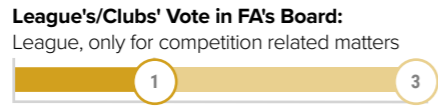
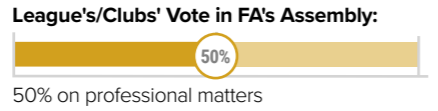
Board Composition:
5 members:
• Chairman
• CEO (executive board member)
• Members (3)
1 member = 1 vote

Board's Term of Office:
12 Years (max)

President's Term of Office:
Indefinite

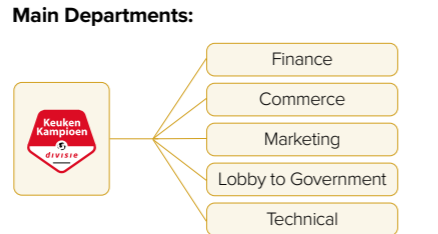
FA's Vote in League's Assembly:
None

FA's Vote in League's Board:
None



Internal Organization

Total Employees:
8



League's Responsibilities

Fixtures:
League and FA

Players' Registration:
FA

Licensing:
FA

Disciplinary:
FA

Financial Control:
League and FA

Refereeing Payments:
Referee - FA (co-funded by league 3% of all revenues)
VAR - FA

Clubs' Governance

Clubs' Ownership Models:
Domestic Owned - 13
Foreign Owned - 3

Multiclub ownership:
3

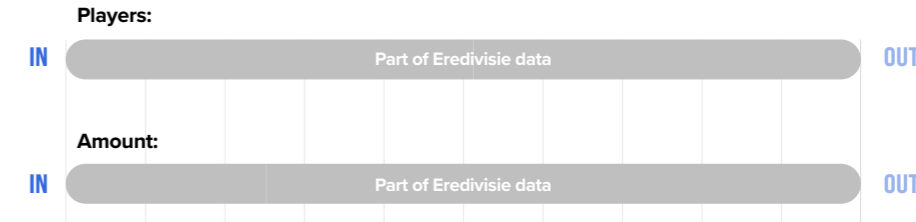
...FINANCIAL

Aggregated Club Revenues Previous Season

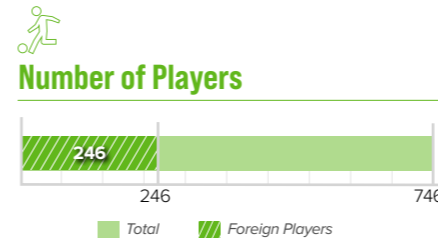
Value:
Not available

Breakdown:
Not available

International Transfers



PLAYERS' RELATED MATTERS



Other:
X No

Labor Relations

League Collective Representative of Clubs:
X No
• via FBO

Collective Bargaining Agreement:
✓ Yes
• Collective Labor Agreement via FBO

Labor Dispute Resolution Chamber:
✓ Yes
• via FA

Salary

Average Monthly Salary:
2,953 USD (2,750 EUR)

Legal Minimum Monthly Salary:
✓ Yes
• minimum wage via legislation Government

Salary Cap:
X No

Youth Development

First Professional Contract Age:
16 years old

FINANCIAL

League Budget

Total Generated Revenues:
4.08 M USD (3.8 M EUR)

League's Operating Costs:
1.07 M USD (1 M EUR)

	Media Rights	Domestic and International
Value per season:		11.17 M USD (10.4 M EUR)
Contract Term:		2012-2025
Breakdown:		
Ratio First / Last:		2.62

Data Rights

Fast Betting Data Rights:
IMG Arena

Event Data:
Panoris/Sci Sports, Integrated contract (event, camera, tracking, performance)

Tracking Data:
Stats Perform

Performance Data:
None

Centralized Sponsorship

Value:
1.93 M USD (1.8 M EUR)



Title Sponsor:
Keuken Kampioen | Keuken Kampioen 2018 - undetermined time

Ball Sponsor:
DERBYSTAR | Derbystar 2004 - 2025

Other sponsor:
Holland Casino, e-Boekhouden, Sportverlichting, Voetbalzone, Slam, De Vriendenloterij


SOLIDARITY



DOMESTIC TRAINING REWARDS

Domestic Training Compensation: X No

Levy on Domestic Transfers: X No



NORTHERN IRELAND

NORTHERN IRELAND FOOTBALL LEAGUE
Year of creation: 2013

Capital: Belfast
Surface Area (km²): 14,130
Currency (Code): Pound sterling
Main Language: English
Total Population ('000, 2023): 1,90
GDP (Million USD, 2023): 61,200
GDP per Capita (USD, 2023): 32,151



SEASON 2023/2024

DUAL YEAR LEAGUE

TEAM	MP	W	D	L	F	A	D	P
Championship Round								
1. Larne	38	27	9	2	85	21	+64	90
2. Linfield	38	26	7	5	82	40	+42	85
3. Cliftonville	38	23	6	9	80	43	+37	75
4. Crusaders	38	19	7	12	61	43	+18	64
5. Glentoran	38	17	9	12	74	43	+31	60
6. Coleraine	38	12	10	16	47	69	-22	46
Relegation Round								
7. Carrick Rangers	38	15	5	18	54	72	-18	50
8. Dungannon Swifts	38	13	8	17	64	69	-5	47
9. Loughgall	38	13	6	19	60	68	-8	45
10. Glenavon	38	11	4	23	45	70	-25	37
11. Ballymena United	38	8	4	26	29	70	-41	28
12. Newry City	38	4	5	29	26	99	-73	17

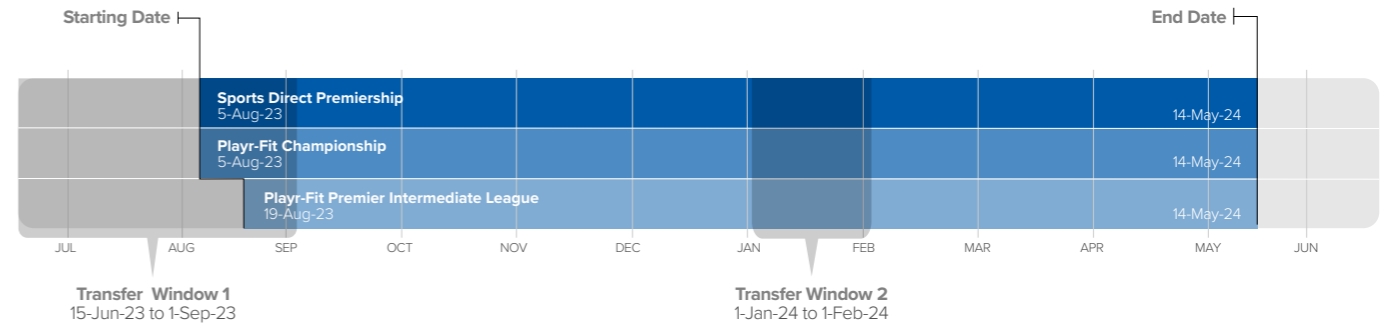
- Larne UEFA Champions League
- Larne Conference Champions League
- Relegation Playoff
- Relegation
- Champion



TOP DIVISION

LOWER DIVISIONS

	Sports Direct Premiership	Playr-Fit Championship	Playr-Fit Premier Intermediate League
Competition Format:	Every club plays each other three times + Full round of fixtures after split: • Top 6: Champion's Group & European Playoffs • Bottom 6: Relegation Group & European Playoffs	Every club plays each other three times + Full round of fixtures after split: • Top 6: Champion's Group • Bottom 6: Relegation Group	Home/Away
Continental Competitions Spots:	1 UEFA Champions League (x1 Q1) 3 UEFA Conference League (x1 Q2 & x2 Q1)	N/A	N/A
Promotion Spots:	N/A	1 + 1 Playoff	1 + 1 Playoff
Relegation Spots:	1 + 1 Playoff	1 + 1 Playoff	1



Other League's Competitions:

- Lower Division(s):**
Championship (2nd Tier)
Premier Intermediate League (3rd Tier)

Youth Competition(s):
League at U20/18/16

Cups:
League Cup

Supercup:
Not existing

Feminine Competition(s):
Yes



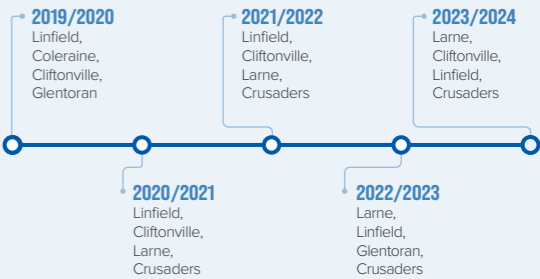
Competitive Balance:

- Last Five Champions:**
- Larne (2023/2024)
 - Larne (2022/2023)
 - Linfield (2021/2022)
 - Linfield (2020/2021)
 - Linfield (2019/2020)

Average Point Difference (between 1st and 2nd across 5 seasons):
4.2 (36.6 games)

Average Margin of Victory (last season average margin of goals scored versus goals conceded per game)
1.762

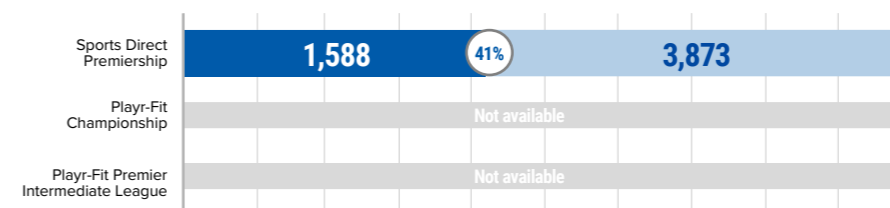
Rotation of clubs qualified for continental competitions:



COMPETITIONS

	Sports Direct Premiership	Playr-Fit Championship	Playr-Fit Premier Intermediate League
Teams:	12	12	14
Matchdays:	38 • 40 UEFA Spots playoffs	38	26
Regular Season Matchdays:	33	33	N/A
Playoff Matchdays:	5	5	N/A
Total Matches:	231	228	182

Average Attendance Stadium utilization Average Stadium Capacity



Total Viewership: TV - 500,000
OTT - 1,500,000

Subscription Models and Cost Per Model: SKY - 50.5 USD (40 GBP)

Free to air games: 40

Overall Attendance

Sports Direct Premiership	363,000
Playr-Fit Championship	Not available
Playr-Fit Premier Intermediate League	Not available

Most followed social media channel:

33,000 Followers

GOVERNANCE

Legal Structure



Type of Structure:
Limited Company

Assembly Composition:
47 members:
• Top Tier Clubs (12)
• Second Tier Clubs (12)
• Third Tier Clubs (14)
• Top Tier Women Clubs (9)
1 member = 1 vote

Board Composition:
9 members:
• Club Representatives (7)
• Independent (2)
1 member = 1 vote (Chairman decisive vote)

Board's Term of Office:
3 Years

President's Term of Office:
3 Years

FA's Vote in League's Assembly:
None

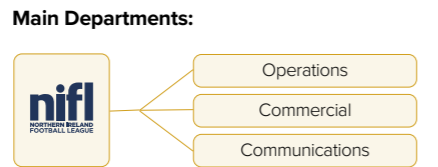
FA's Vote in League's Board:
None

League's/Clubs' Vote in FA's Assembly:
Yes

League's/Clubs' Vote in FA's Board:
None

Internal Organization

Total Employees:
8



League's Responsibilities

Fixtures:
League

Players' Registration:
FA

Licensing:
FA

Disciplinary:
FA

Financial Control:
League and FA

Refereeing Payments:
Referee - League
VAR - N/A

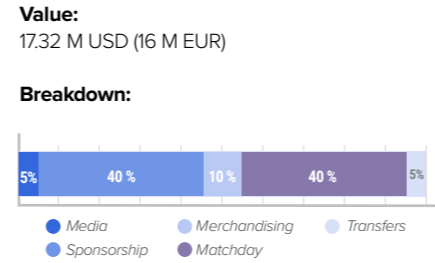
Clubs' Governance

Clubs' Ownership Models:
Company (Domestic Owned) - 10
Company (Foreign Owner) - 2

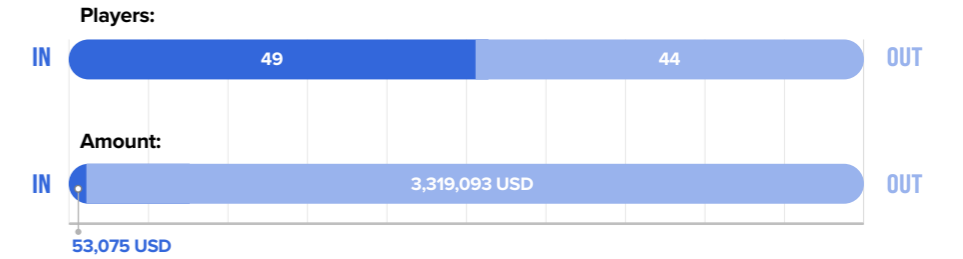
Multiclub ownership:
X None

...FINANCIAL

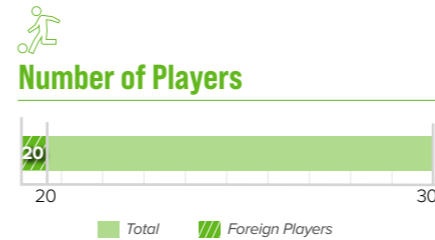
Aggregated Club Revenues Previous Season



International Transfers



PLAYERS' RELATED MATTERS



Nationality Rule:
X No

Other:
N/A

Team Rules

Squad Size Limit:
20 players may over age of 21
Unlimited number of U21

Loan Limit:
As per FIFA regs

Home-Grown Player Rule:
A "club trained player" is a player who has been registered with his current club for three consecutive seasons between the ages of 15 and 21, regardless of nationality or age.

Salary

Average Monthly Salary:
1624 USD (1,500 EUR)

Legal Minimum Monthly Salary:
173 USD (160 EUR) - Law

Salary Cap:
X No

Labor Relations

League Collective Representative of Clubs:
X No

Collective Bargaining Agreement:
X No

Labor Dispute Resolution Chamber:
X No

Youth Development

First Professional Contract Age:
16 years old

FINANCIAL

League Budget

Total Generated Revenues:
1.8 M USD

League's Operating Costs:
2.21 M USD (1.75 M EUR)

	Media Rights	Domestic	International
CENTRALIZATION: YES	Value per season:	303,000 USD (280,000 EUR)	27,000 USD (25,000 EUR)
	Contract Term:	2022-2026	2021-24
	Breakdown:		
	Ratio First / Last:	1	1

Data Rights

Fast Betting Data Rights:
Feedconstruct

Event Data:
None

Tracking Data:
None

Performance Data:
None

Centralized Sponsorship

Value:
240,000

Breakdown:
Close to equal share but slight descending levels

Title Sponsor:
 Sports Direct (2023-26)

Ball Sponsor:
 Uhlsport (2018-26)

Other sponsor:
VBet, Used Cars NI & Classic Water

SOLIDARITY

Payments to Lower Divisions:
X No

Payments to FA:
X No

Direct Payments to Grassroots:
X No

Other Payments:
X No

DOMESTIC TRAINING REWARDS

Domestic Training Compensation: Yes
• On signing first pro contract basic compensation starts at €130 per full season the player was at previous club. Scaled based on appearances and add ons

Levy on Domestic Transfers: X No



NORWAY

NORSK TOPPFOTBALL
Year of creation: 1972

Capital: Oslo
Surface Area (km²): 385,207
Currency (Code): Norwegian Krone
Main Language: Norwegian
Total Population ('000, 2023): 5,540
GDP (Million USD, 2023): 567,740
GDP per Capita (USD, 2023): 102,460



SEASON 2023

CALENDAR YEAR LEAGUE

TEAM	MP	W	D	L	F	A	D	P
1. Bodø/Glimt	30	22	4	4	78	38	+40	70
2. Brann	30	19	4	7	55	35	+20	61
3. Tromsø	30	19	4	7	48	33	+15	61
4. Viking	30	18	4	8	61	48	+13	58
5. Molde	30	15	6	9	65	39	+26	51
6. Lillestrøm	30	13	4	13	49	49	0	43
7. Strømsgodset	30	13	3	14	37	35	+2	42
8. Sarpsborg	30	12	5	13	55	52	+3	41
9. Rosenborg	30	11	6	13	46	50	-4	39
10. Odd	30	10	8	12	42	44	-2	38
11. HamKam	30	10	4	16	39	59	-20	34
12. Haugesund	30	9	6	15	34	40	-6	33
13. Sandefjord	30	8	7	15	47	55	-8	31
14. Vålerenga	30	7	8	15	39	50	-11	29
15. Stabæk	30	7	8	15	30	48	-18	29
16. Aalesund	30	5	3	22	23	73	-50	18

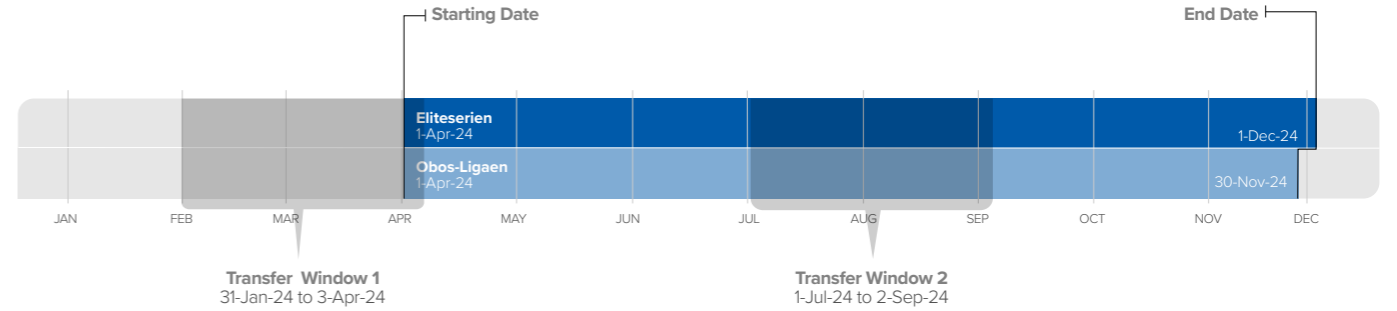
- UEFA Champions League
- UEFA Europa League
- UEFA Conference League
- Relegation Playoff
- Relegation
- Champion



TOP DIVISION

LOWER DIVISION

	Eliteserien	Obos-Ligaen
Competition Format:	Home/Away	Home/Away + Promotion Playoff 3 to 6 place
Continental Competitions Spots:	1 UEFA Champions League (x1 Q1) 1 UEFA Europa League (x1 Q1) 2 UEFA Conference League (x2 Q2)	N/A
Promotion Spots:	N/A	2 + 1 Playoff
Relegation Spots:	2 + 1 Playoff	2 + 1 Playoff



Other League's Competitions:

- Lower Division(s):** OBOS-LIGAEN (2nd Tier)
- Youth Competition(s):** League
- Cups:** FA
- Supercup:** FA
- Feminine Competition(s):** Independent Organisation



Competitive Balance:

- Last Five Champions:**
 - Bodø/Glimt (2023)
 - Molde (2022)
 - Bodø/Glimt (2021)
 - Bodø/Glimt (2020)
 - Molde (2019)
- Average Point Difference (between 1st and 2nd across 5 seasons):** 12.6 (30 games)
- Average Margin of Victory (last season average margin of goals scored versus goals conceded per game):** 1.550

Rotation of clubs qualified for continental competitions:

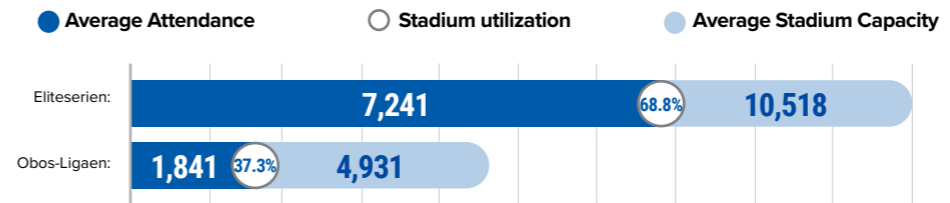


COMPETITIONS

	Eliteserien	Obos-Ligaen
Teams:	16	16
Matchdays:	30 • 32 for relegation playoff club	30 • 33 for promotion playoff clubs
Regular Season Matchdays:	N/A	N/A
Playoff Matchdays:	N/A	N/A
Total Matches:	240	243



Viewership (Season 2023):



Overall Attendance

Eliteserien: 1,737,840
Obos-Ligaen: 441,840

Total Viewership: Not available

Free to air games: 60

Subscription Models and Cost Per Model: Monthly: 32 USD (30 EUR)

Most followed social media channel: 65,600 Followers

GOVERNANCE

Legal Structure

Date of Creation:
 1970 1971 1972 1973 1974 1975

Type of Structure:
 Association

Assembly Composition:
 32 members:
 • 1st Tier Clubs (16)
 • 2nd Tier Clubs (16)
 1 member = 1 vote

Board Composition:
 8 members:
 • Club Representatives (8)

Board's Term of Office:
 2 Years

President's Term of Office:
 2 Years

FA's Vote in League's Assembly:
 None

FA's Vote in League's Board:
 None

League's/Clubs' Vote in FA's Assembly:

League's/Clubs' Vote in FA's Board:
 None

Internal Organization



League's Responsibilities

Fixtures:
 FA

Players' Registration:
 FA

Licensing:
 FA

Disciplinary:
 FA

Financial Control:
 League and FA

Refereeing Payments:
 Referee - League
 VAR - League and FA

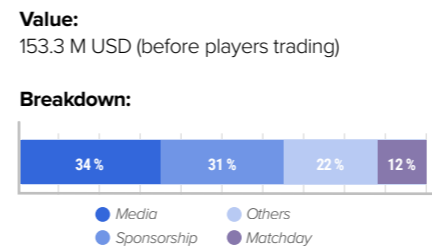
Clubs' Governance

Clubs' Ownership Models:
 Association - 16

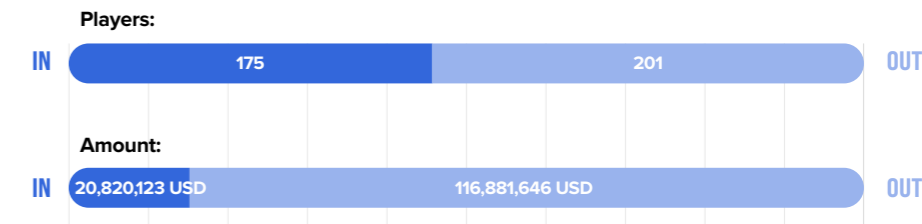
Multiclub ownership:
 None

...FINANCIAL

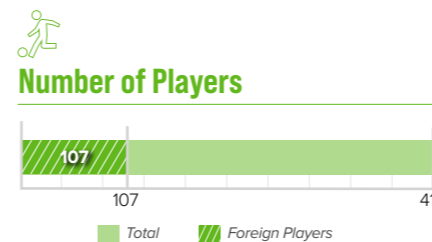
Aggregated Club Revenues Previous Season



International Transfers



PLAYERS' RELATED MATTERS



Nationality Rule:
 No

Other:
 No

Team Rules

Squad Size Limit:
 25 players Max

Loan Limit:
 No limit IN
 Max 8 players OUT
 No limit between two clubs

Home-Grown Player Rule:
 Yes
 • Same as in UEFA competitions in Norway 16 out of 25 places on the squad list are reserved to locally trained players

Salary

Average Monthly Salary:
 Not available

Legal Minimum Monthly Salary:
 2,000 USD

Salary Cap:
 No

Labor Relations

League Collective Representative of Clubs:
 No

Collective Bargaining Agreement:
 No

Labor Dispute Resolution Chamber:
 No

Youth Development

First Professional Contract Age:
 16 years old

FINANCIAL

League Budget

Total Generated Revenues:
63.14 M USD

League's Operating Costs:
14 M USD

	Media Rights	Domestic	International
CENTRALIZATION: YES	Value per season: 55.7 M USD	55.7 M USD	None
	Contract Term: 2023-2028	2023-2028	European Leagues
	Breakdown: Sporting performance, historical and youth academy	Sporting performance, historical and youth academy	N/A
	Ratio First / Last: 2.7	2.7	N/A

Data Rights

Fast Betting Data Rights:
 IMG Arena

Event Data:
 None

Tracking Data:
 None

Performance Data:
 None

Centralized Sponsorship

Value:
 4 M USD

Breakdown:
 Sporting performance, historical and youth academy

Title Sponsor:
 None

Ball Sponsor:
 Select

Other sponsor:
 Norsk Tipping, Altibox, Coop, OBOS

SOLIDARITY

Payments to Lower Divisions: No

Payments to FA: No

Direct Payments to Grassroots: No

Other Payments: No

DOMESTIC TRAINING REWARDS

Domestic Training Compensation: Compensation for training and education shall be paid (U12 to U21):
 1. When U23 sign first professional contract.
 2. Trading or loaning out U23 player (Only the club the player is leaving is then entitled to such compensation.)

Levy on Domestic Transfers: No



POLAND

EKSTRAKLASA
Year of creation: 1926

Capital: Warsaw
Surface Area (km²): 312,679
Currency (Code): Zloty (PLN)
Main Language: Polish
Total Population ('000, 2023): 37,610
GDP (Million USD, 2023): 842,170
GDP per Capita (USD, 2023): 22,390



SEASON 2023/2024

DUAL YEAR LEAGUE

TEAM	MP	W	D	L	F	A	D	P
1. Jagiellonia Białystok	34	18	9	7	77	45	+32	63
2. Śląsk Wrocław	34	18	9	7	50	31	+19	63
3. Legia Warsaw	34	16	11	7	51	39	+12	59
4. Pogoń Szczecin	34	16	7	11	59	38	+21	55
5. Lech Poznań	34	14	11	9	47	41	+6	53
6. Górnik Zabrze	34	15	8	11	45	41	+4	53
7. Raków Częstochowa	34	14	10	10	54	39	+15	52
8. Zagłębie Lubin	34	13	8	13	43	50	-7	47
9. Widzew Łódź	34	13	7	14	45	46	-1	46
10. Piast Gliwice	34	9	16	9	38	35	+3	43
11. Stal Mielec	34	11	10	13	42	48	-6	43
12. Puszcza Niepołomice	34	9	13	12	39	49	-10	40
13. Cracovia	34	8	15	11	45	46	-1	39
14. Korona Kielce	34	8	14	12	40	44	-4	38
15. Radomiak Radom	34	10	8	16	41	58	-17	38
16. Warta Poznań	34	9	10	15	33	43	-10	37
17. Ruch Chorzów	34	6	14	14	40	55	-15	32
18. ŁKS Łódź	34	6	6	22	34	75	-41	24

UEFA Champions League
 UEFA Conference League
 Relegation
 Champion

COMPETITIONS

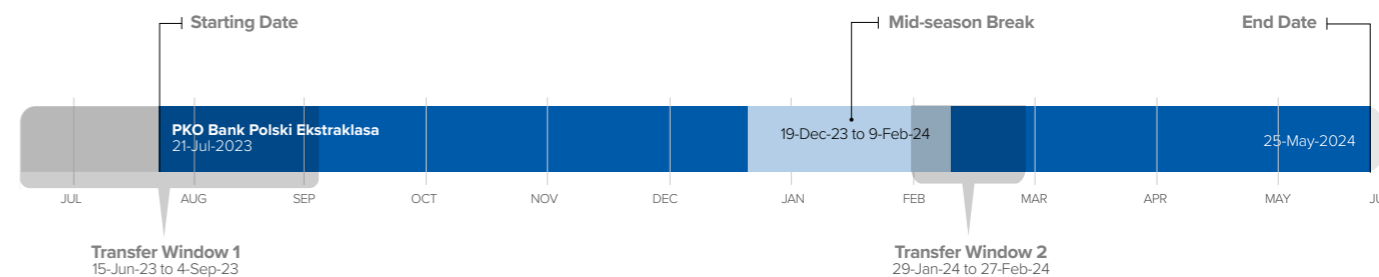
PKO Bank Polski Ekstraklasa	
Teams:	18
Matchdays:	34
Regular Season Matchdays:	N/A
Playoff Matchdays:	N/A
Total Matches:	306



TOP DIVISION

PKO Bank Polski Ekstraklasa

Competition Format:	Home / Away
Continental Competitions Spots:	1 UEFA Champions League (x1 Q1) 1 UEFA Europa League (x1 Q1) 2 UEFA Conference League (x2 Q2)
Promotion Spots:	N/A
Relegation Spots:	3



Other League's Competitions:

Lower Division(s):

FA-run

Youth Competition(s):

FA-run

Cups:

FA-run

Supercup:

FA-run

Feminine Competition(s):

FA-run



Competitive Balance:

Last Five Champions:

- Jagiellonia Białystok (2023/24)
- Raków Częstochowa (2022/23)
- Lech Poznań (2021/22)
- Legia Warsaw (2020/21)
- Legia Warsaw (2019/20)

Average Point Difference (between 1st and 2nd across 5 seasons):

4.4 (33.8 games)

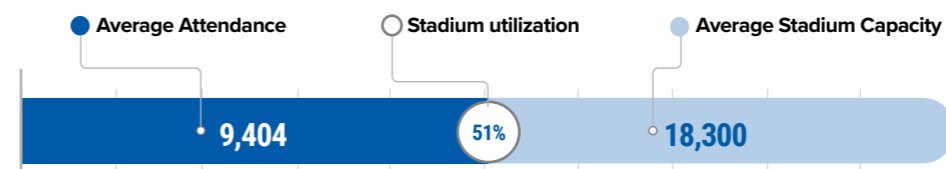
Average Margin of Victory (last season average margin of goals scored versus goals conceded per game):

1.232

Rotation of clubs qualified for continental competitions:



Viewership (Season 2022/23):



Overall Attendance

2,877,795

Total Viewership: TV - 40,200,000
OTT - 6,353,000

Free to air games: 14

Subscription Models and Cost Per Model: Annual - 120 USD
Monthly - 13.5 USD

Most followed social media channel: 400,000 Followers

GOVERNANCE

Legal Structure

Date of Creation:

Type of Structure:
 Joint Stock Company

Assembly Composition:
 19 members:
 • 18 1st Tier Clubs
 • FA
 1 member = 1 vote

Board Composition:
 2 members:
 • President
 • Vice-President
 1 member = 1 vote

Board's Term of Office:
 3 Years

President's Term of Office:
 3 Years

FA's Vote in League's Assembly:

FA's Vote in League's Board:
 None

League's/Clubs' Vote in FA's Assembly:

League's/Clubs' Vote in FA's Board:

Internal Organization

Total Employees:
 15

Main Departments:

- Competitions
- Communication
- Media and Sales

League's Responsibilities

Fixtures:
 League

Players' Registration:
 League

Licensing:
 FA

Disciplinary:
 League
 • Appeal with FA

Financial Control:
 League

Refereeing Payments:
 Referee - League, ca. 1.1 mln EUR
 VAR - FA

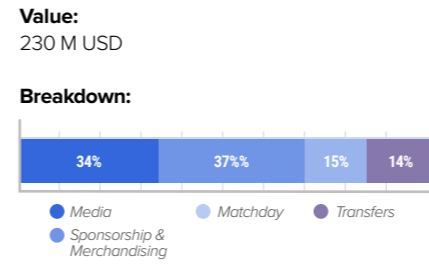
Clubs' Governance

Clubs' Ownership Models:
 Company (Domestic Owned) - 17
 Company (Foreign Owned) - 1

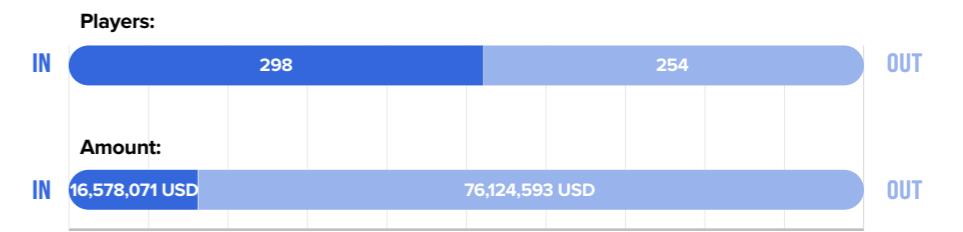
Multiclub ownership:
 None

...FINANCIAL

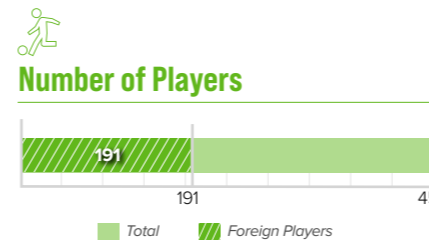
Aggregated Club Revenues Previous Season



International Transfers



PLAYERS' RELATED MATTERS



Team Rules

Squad Size Limit:
 25 max.
 • List A (17 players O-21; 5 FA-trained; 3 club-trained)
 • Unlimited U-21

Loan Limit:
 X No

Home-Grown Player Rule:
 8 on List A
 • Incl. 3 club-trained

Nationality Rule:
 X No

Other:
 X No, but club may be fined if U-21 played less than 3000 minutes in the season

Labor Relations

League Collective Representative of Clubs:
 X No
 • PFA and Ekstraklasa club representatives

Collective Bargaining Agreement:
 X No

Labor Dispute Resolution Chamber:
 ✓ Yes
 • Under FA's jurisdiction

Salary

Average Monthly Salary:
 Confidential

Legal Minimum Monthly Salary:
 X No

Salary Cap:
 X No

Youth Development

First Professional Contract Age:
 16 years old

FINANCIAL

League Budget

Total Generated Revenues:
85 M USD

League's Operating Costs:
3 M USD
 +1.5 M USD FA's referees
 +10 M USD TV Production

	Media Rights	Domestic	International
Value per season:		80 M USD	1.6 M USD (1.5 M EUR)
Contract Term:		2023/24 - 2026/27	Various
Breakdown:			
Ratio First / Last:		3.75	3.81, it may vary every year

Data Rights

Fast Betting Data Rights:
 Sportradar, Stats Perform, Genius Sports

Event Data:
 OPTA Data/Stats Perform

Tracking Data:
 Tracab/ChyronHego

Performance Data:
 OPTA Data/Stats Perform

Centralized Sponsorship

Value:
 Confidential

Breakdown:

- 50% Equal Share
- 2.5% Youth Education
- 33.5% Sporting Results
- 14% Historic Results

Title Sponsor:
 PKO Bank Polski (2023/2024 to 2026/2027)

Ball Sponsor:
 Adidas (2020/2021 to 2024/2025)

Other sponsor:
 LOTTO, Stihl, Orlen, Strauss, Aztorin

SOLIDARITY

Payments to Lower Divisions: X No

Payments to FA: 2.14 M USD (2 M EUR)

Direct Payments to Grassroots: X No

Other Payments: X No

DOMESTIC TRAINING REWARDS


Domestic Training Compensation: ✓ Yes
 • Depending on age between 12 and 21

Levy on Domestic Transfers: ✓ Yes, 2%
 • Polish FA



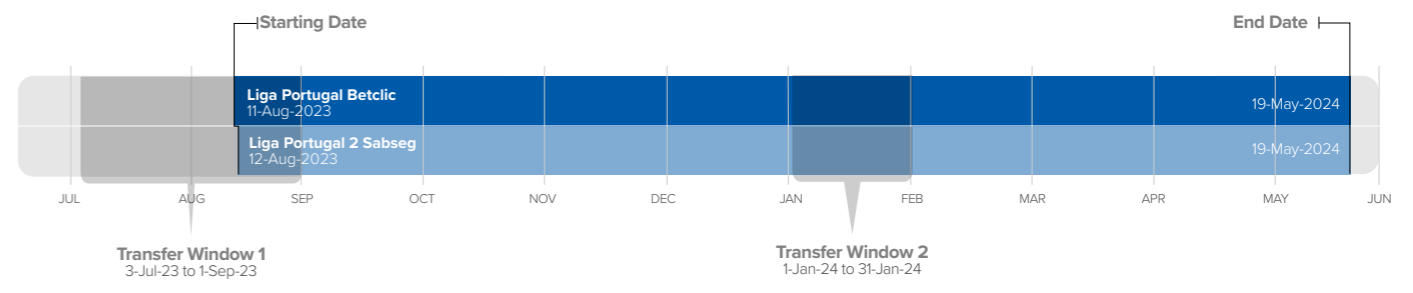
SEASON 2023/2024

DUAL YEAR LEAGUE

TEAM	MP	W	D	L	F	A	D	P
1. Sporting CP 	34	29	3	2	96	29	+67	90
2. SL Benfica	34	25	5	4	77	28	+49	80
3. FC Porto	34	22	6	6	63	27	+36	72
4. SC Braga	34	21	5	8	71	50	+21	68
5. Vitória SC	34	19	6	9	52	38	+14	63
6. Moreirense	34	16	7	11	36	35	+1	55
7. FC Arouca	34	13	7	14	54	50	+4	46
8. FC Famalicão	34	10	12	12	37	41	-4	42
9. Casa Pia AC	34	10	8	16	38	50	-12	38
10. Farense	34	10	7	17	46	51	-5	37
11. Rio Ave FC	34	6	19	9	38	43	-5	37
12. Gil Vicente FC	34	9	9	16	42	52	-10	36
13. Estoril Praia	34	9	6	19	49	58	-9	33
14. Estrela da Amadora	34	7	12	15	33	53	-20	33
15. Boavista FC	34	7	11	16	39	62	-23	32
16. Portimonense	34	8	8	18	39	72	-33	32
17. FC Vizela	34	5	11	18	36	66	-30	26
18. GD Chaves	34	5	8	21	31	72	-41	2

-  UEFA Champions League
-  UEFA Europa League
-  UEFA Conference League
-  Relegation Playoff
-  Relegation
-  Champion

	TOP DIVISION Liga Portugal Betclic	LOWER DIVISIONS Liga Portugal 2 Sabseg
Competition Format:	Home / Away	Home / Away
Continental Competitions Spots:	2 UEFA Champions League (x1 LS & x1 Q3nc) 1 UEFA Europa League (x1 LS & x1 Q2) 1 UEFA Conference League (x1 Q2)	N/A
Promotion Spots:	N/A	2 + 1 Playoff
Relegation Spots:	2 + 1 Playoff	2 + 1 Playoff



Other League's Competitions:

- Lower Division(s):**
Liga Portugal 2 Sabseg (2nd Tier)
- Youth Competition(s):**
FA-run
- Cups:**
Allianz Cup (1st and 2nd Tier)
- Supercup:**
FA-run
- Feminine Competition(s):**
FA-run



Competitive Balance:

- Last Five Champions:**
 - Sporting CP (2023/24)
 - SL Benfica (2022/23)
 - FC Porto (2021/22)
 - Sporting CP (2020/21)
 - FC Porto (2019/20)
- Average Point Difference (between 1st and 2nd across 5 seasons):**
5.6 (34 games)
- Average Margin of Victory (last season average margin of goals scored versus goals conceded per game):**
1.438

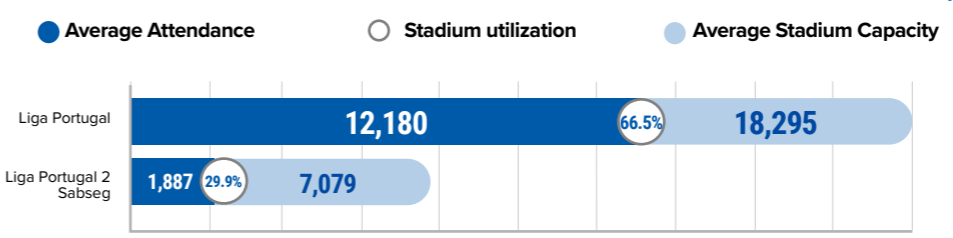
Rotation of clubs qualified for continental competitions:



COMPETITIONS

	TOP DIVISION Liga Portugal Betclic	LOWER DIVISIONS Liga Portugal 2 Sabseg
Teams:	18 	18 
Matchdays:	34 <i>• 36 for club in relegation playoff</i>	34 <i>• 36 for club in relegation playoff</i>
Regular Season Matchdays:	N/A	N/A
Playoff Matchdays:	N/A	N/A
Total Matches:	306	306

Viewership (Season 2022/23):



Overall Attendance

Liga Portugal	2,180,152
Liga Portugal 2 Sabseg	335,958

Total Viewership: TV - 19,092,080

Free to air games: None

Subscription Models and Cost Per Model:

Monthly - 32.03 USD (29.99 EUR) Sport TV; 12.18 USD (11.4 EUR) BTV (Benfica home games)

Annual - 256.22 USD (239.88 EUR) Sport TV; 134.45 USD (125.88 EUR) BTV

Most followed social media channel:  688,000 Followers

GOVERNANCE

Legal Structure



Type of Structure:
Association

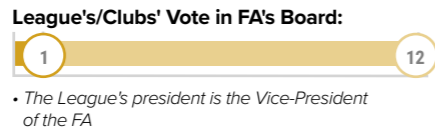
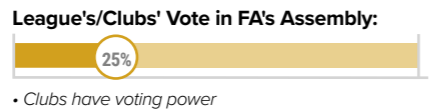
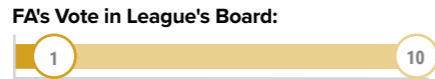
Assembly Composition:
34 members:
• 1st Tier Clubs (18)
• 2nd Tier Clubs (16)
1st Tier Clubs = 2 votes each
2nd Tier Clubs = 1 vote each

Board Composition:
10 members:
• President
• FA
• 1st Tier Clubs (5)
• 2nd Tier Clubs (3)
1 member = 1 vote

Board's Term of Office:
4-year and 1-year terms

President's Term of Office:
4 Years

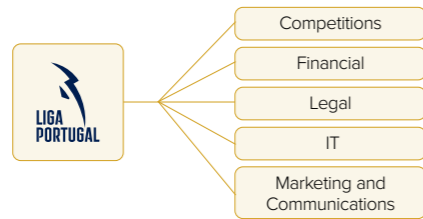
FA's Vote in League's Assembly:
None



Internal Organization

Total Employees:
140 Approx.

Main Departments:



League's Responsibilities

Fixtures:
League

Players' Registration:
League and FA
• Registration by League who then informs FA for homologation

Licensing:
League

Disciplinary:
FA
• Prosecution by League

Financial Control:
League

Refereeing Payments:
Referee - League
VAR - League

Clubs' Governance

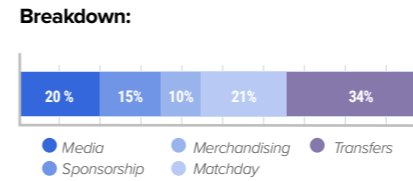
Clubs' Ownership Models:
Company (Domestic Owned) - 13
Company (Foreign Owned) - 5

Multiclub ownership:
6

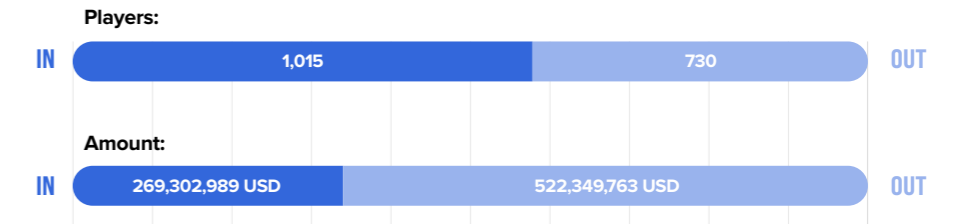
...FINANCIAL

Aggregated Club Revenues Previous Season

Value:
986.4 M USD (935.5 M EUR)

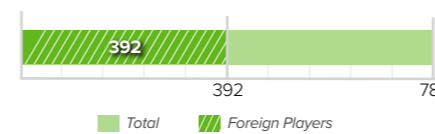


International Transfers



PLAYERS' RELATED MATTERS

Number of Players



Team Rules

Squad Size Limit:
30 max.
• B team not subject to this limit

Loan Limit:
3 in | 6 out
• 3 max. within same tier;
• 1 player from same club

Home-Grown Player Rule:
8
• 10 for clubs with B teams
• Home-grown: 3 years with FA between 15 and 21, or aged 15 to 18 never registered with another FA

Nationality Rule:
✗ No

Other:
✗ No

Labor Relations

League Collective Representative of Clubs:
✓ Yes

Collective Bargaining Agreement:
✓ Yes
• With the Players and the Coaches Unions

Labor Dispute Resolution Chamber:
✓ Yes
• For sporting relationship only.

Salary

Average Monthly Salary:
23,694 USD (22,183 EUR)

Legal Minimum Monthly Salary:
2,668 USD (2,460 EUR)

Salary Cap:
✗ No

Youth Development

First Professional Contract Age:
16 years old

FINANCIAL

League Budget

Total Generated Revenues:
25.743 M USD (24.101 M EUR)

League's Operating Costs:
15.323 M USD (14.346 M EUR)

	Media Rights	Domestic	International
CENTRALIZATION: NO ✗	Value per season:	N/A	N/A
	Contract Term:	N/A	N/A
	Breakdown:	N/A	N/A
	Ratio First / Last:	N/A	N/A

Data Rights

Fast Betting Data Rights:
IMG Arena

Event Data:
WTVision

Tracking Data:
None

Performance Data:
None

Centralized Sponsorship

Value:
14.803 M USD (13.859 M EUR)

Breakdown:
75% of the total amount equally distributed by clubs as for League Cup participation bonuses

Title Sponsor:
 Liga Portugal Betclik (2023/24 to 2026/27)

Ball Sponsor:
 Puma (2023/24 to 2027/28)

Other sponsor:
Eurobic, Vito, Super Bock, Continente

SOLIDARITY

Payments to Lower Divisions:
✗ No

Payments to FA:
✗ No

Direct Payments to Grassroots:
427,244 USD (400,000 EUR)

Other Payments:
✗ No

DOMESTIC TRAINING REWARDS

Domestic Training Compensation: ✓ Yes

Levy on Domestic Transfers:
It depends on the level of the buyer club: if it's Premier League, it's one %; if it's from 2nd tier, it's a different one. The aim is to assist training clubs to get a fee for the player's development.



ROMANIA

LIGA PROFESIONISTA DE FOTBAL
Year of creation: 1993

Capital: Bucharest
Surface Area (km²): 238,391
Currency (Code): Romanian Leu (RON)
Main Language: Romanian
Total Population ('000, 2023): 19,300
GDP (Million USD, 2023): 350,410
GDP per Capita (USD, 2023): 18,410



SEASON 2023/2024

DUAL YEAR LEAGUE

Championship Round

Regular Season

TEAM	MP	W	D	L	F	A	D	P
1. FCSB	10	5	2	3	12	11	+1	49
2. CFR Cluj	10	6	1	3	19	14	+5	46
3. Universitatea Craiova	10	6	1	3	18	14	+4	44
4. Farul Constanța	10	4	2	4	19	20	-1	36
5. Sepsi OSK	10	3	3	4	17	17	0	34
6. Rapid București	10	1	1	8	13	22	-9	32

TEAM	MP	W	D	L	F	A	D	P
1. FCSB	30	19	7	4	53	28	+25	64
2. Rapid București	30	15	10	5	55	32	+23	55
3. CFR Cluj	30	15	8	7	54	29	+25	53
4. Universitatea Craiova	30	13	10	7	47	38	+9	49
5. Farul Constanța	30	11	10	9	37	38	-1	43
6. Sepsi OSK	30	12	7	11	43	34	+9	43
7. Universitatea Cluj	30	10	12	8	35	38	-3	42
8. UTA Arad	30	10	10	10	36	43	-7	40
9. Hermannstadt	30	9	13	8	36	31	+5	40
10. Petrolul Ploiești	30	7	14	9	29	32	-3	35
11. Oțelul Galați	30	6	16	8	31	36	-5	34
12. Politehnica Iași	30	7	12	11	33	44	-11	33
13. FC U Craiova	30	9	4	17	43	50	-7	31
14. Dinamo București	30	8	5	17	22	41	-19	29
15. Voluntari	30	6	10	14	31	49	-18	28
16. Botoșani	30	3	12	15	30	52	-22	21

- Championship Round
- UEFA Champions League
- UEFA Conference League
- Relegation Playoff
- Relegation
- Champion

COMPETITIONS

SUPERLIGA

Teams:	16
Matchdays:	40
Regular Season Matchdays:	30
Playoff Matchdays:	10 • 10 matches top 6 • 9 matches bottom 10
Total Matches:	315

TOP DIVISION

SUPERLIGA

Competition Format:

Home/Away ++ Second Stage Split
• Championship Group: top 6 home/away
• Relegation Group: bottom 10 - one leg

Continental Competitions Spots:

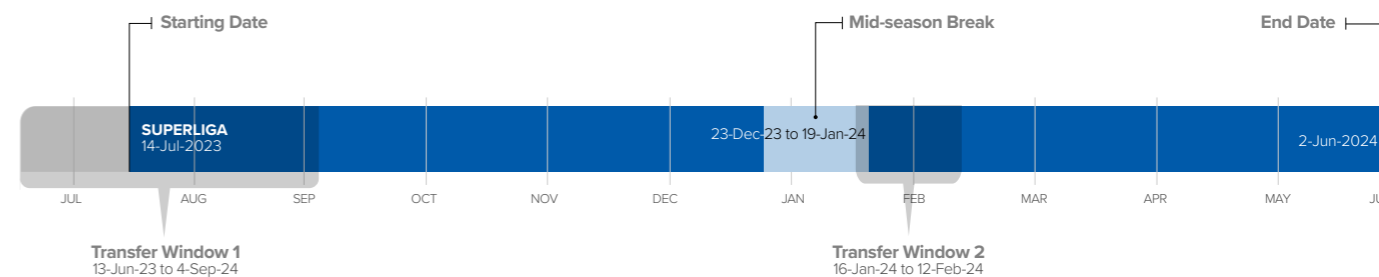
1 UEFA Champions League (x1 Q1)
1 UEFA Europa League (x1 Q1)
2 UEFA Conference League (x2 Q2)

Promotion Spots:

N/A

Relegation Spots:

2 + 2 Playoff



Other League's Competitions:

Lower Division(s):

FA-run

Youth Competition(s):

FA-run

Cups:

FA-run

Supercup:

FA-run

Feminine Competition(s):

FA-run



Competitive Balance:

Last Five Champions:

- FCSB (2023/24)
- Farul Constanța (2022/23)
- CFR Cluj (2021/22)
- CFR Cluj (2020/21)
- CFR Cluj (2019/20)

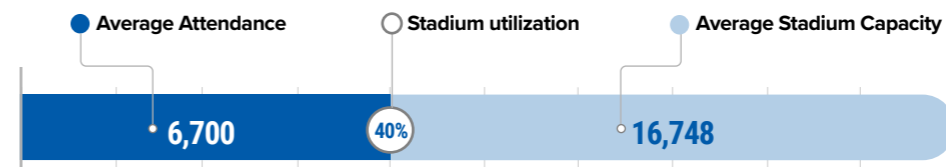
Average Point Difference (between 1st and 2nd across 5 seasons):
5 (39.2 games)

Average Margin of Victory (last season average margin of goals scored versus goals conceded per game):
1.137

Rotation of clubs qualified for continental competitions:



Viewership (Season 2022/23):



Overall Attendance

2,110,500

Total Viewership: Not available

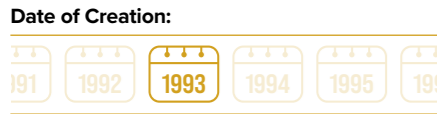
Free to air games: None

Subscription Models and Cost Per Model: Annual contract monthly payable 10.68-21.36 USD (10-20 EUR)

Most followed social media channel: 67,000 Followers

GOVERNANCE

Legal Structure



Type of Structure:
Association

Assembly Composition:
16 members:
• 1st Tier Clubs
1 member = 1 vote

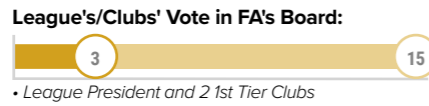
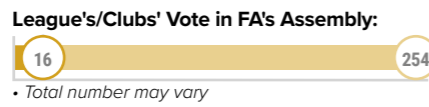
Board Composition:
10 members:
• President
• Secretary General
• Club Representatives (8)
1 member = 1 vote

Board's Term of Office:
0.5 Year

President's Term of Office:
5 Years

FA's Vote in League's Assembly:
None

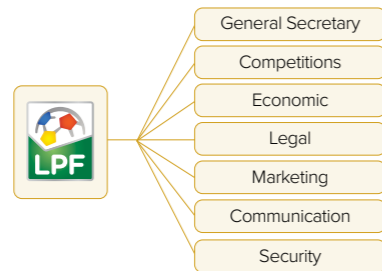
FA's Vote in League's Board:
None



Internal Organization

Total Employees:
20

Main Departments:



League's Responsibilities

Fixtures:
League

Players' Registration:
League

Licensing:
FA

Disciplinary:
FA

Financial Control:
FA

Refereeing Payments:
FA invoice Clubs

Clubs' Governance

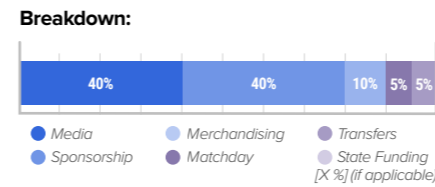
Clubs' Ownership Models:
Company (Domestic Owned) - 8
Association - 8

Multiclub ownership:
None

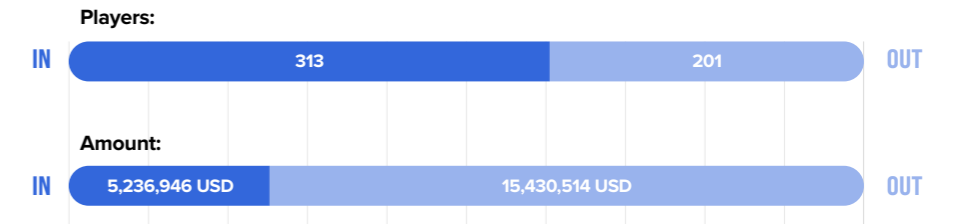
...FINANCIAL

Aggregated Club Revenues Previous Season

Value:
96.13 M USD (90 M EUR)

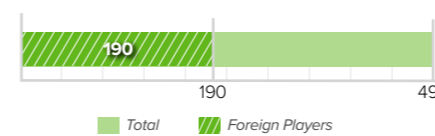


International Transfers



PLAYERS' RELATED MATTERS

Number of Players



Nationality Rule:
4 Foreigners max.
• Except EU

Other:
1 U-21 fielded for the entire 90 min

Team Rules

Squad Size Limit:
25 max.

Loan Limit:
X No

Home-Grown Player Rule:
12
• 8 FA-trained; 4 club-trained
• Home-grown: 3 years with FA or club between 12 and 21

Labor Relations

League Collective Representative of Clubs:
✓ Yes

Collective Bargaining Agreement:
X No

Labor Dispute Resolution Chamber:
✓ Yes
• Under FA's jurisdiction
• 1st Instance - National Chamber for Dispute Resolution
• 2nd Instance - Appeal Commission

Salary

Average Monthly Salary:
5,771 USD (5,403 EUR)

Legal Minimum Monthly Salary:
548 USD (511 EUR)
• Law

Salary Cap:
X No

Youth Development

First Professional Contract Age:
16 years old

FINANCIAL

League Budget

Total Generated Revenues:
37.38 M USD (35 M EUR)

League's Operating Costs:
3.2 M USD (3 M EUR)

Data Rights

Fast Betting Data Rights:
IMG Arena

Event Data:
Hudl

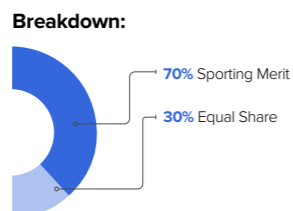
Tracking Data:
Hudl

Performance Data:
Hudl

	Media Rights	Domestic and International
CENTRALIZATION: YES	Value per season:	30.44 M USD (28.5 M EUR)
	Contract Term:	2019/20 - 2023/24
	Breakdown:	
	Ratio First / Last:	2.8

Centralized Sponsorship

Value:
534,055 USD (500,000 EUR)



Title Sponsor:
SUPERBET | SUPERBET (2022/23 to 2023/24)

Ball Sponsor:
SELECT | Select (2023/24 to 2026/27)

Other sponsor:
No other sponsor

SOLIDARITY

Payments to Lower Divisions:
X No

Payments to FA:
X No

Direct Payments to Grassroots:
X No

Other Payments:
X No

DOMESTIC TRAINING REWARDS

Domestic Training Compensation: ✓ Yes
• 5% to clubs which formed the player until 21

Levy on Domestic Transfers: 214 USD (200 EUR)
• 1st Tier tax collection is for league; rest of tiers is for FA



SCOTLAND

SCOTTISH PROFESSIONAL FOOTBALL LEAGUE
Year of creation: 1890

Capital: Edinburgh
Surface Area (km²): 77,933
Currency (Code): Pound Sterling (GBP)
Main Language: English
Total Population ('000, 2023): 5,463
GDP (Million USD, 2023): 3,330,000 (UK)
GDP per Capita (USD, 2023): 52,430 (UK)



SEASON 2023/2024

DUAL YEAR LEAGUE

TEAM	MP	W	D	L	F	A	D	P
1. Celtic	38	29	6	3	95	30	+65	93
2. Rangers	38	27	4	7	87	32	+55	85
3. Heart of Midlothian	38	20	8	10	54	42	+12	68
4. Kilmarnock	38	14	14	10	46	44	+2	56
5. St Mirren	38	13	8	17	46	52	-6	47
6. Dundee	38	10	12	16	49	68	-19	42
7. Aberdeen	38	12	12	14	48	52	-4	48
8. Hibernian	38	11	13	14	52	59	-7	46
9. Motherwell	38	10	13	15	56	59	-3	43
10. St Johnstone	38	8	11	19	29	54	-25	35
11. Ross County	38	8	11	19	38	67	-29	35
12. Livingston	38	5	10	23	29	70	-41	25

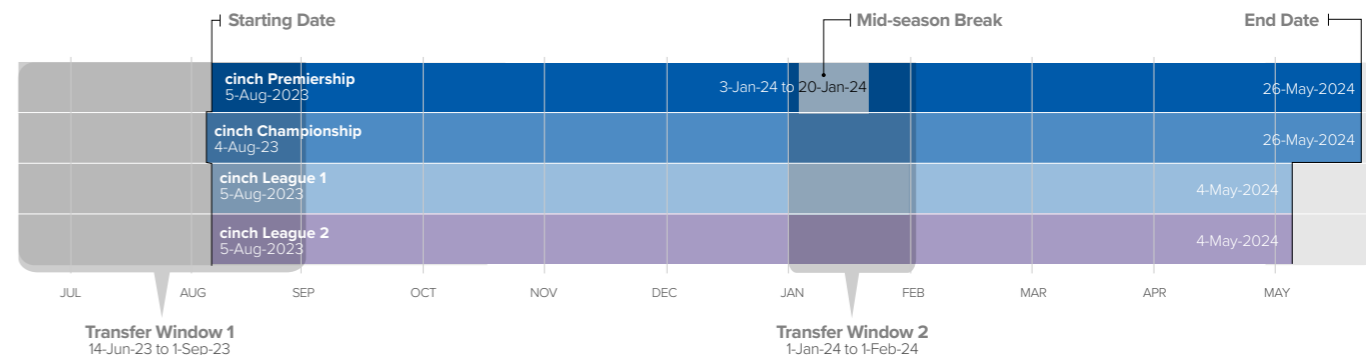
- UEFA Champions League
- UEFA Europa League
- UEFA Conference League
- Relegation Playoff
- Relegation
- Champion

COMPETITIONS

	TOP DIVISION	LOWER DIVISIONS		
	cinch Premiership	cinch Championship	cinch League 1	cinch League 2
Teams:	12	10	10	10
Matchdays:	38 <i>• 40 for club in relegation playoff</i>	36 <i>• Up to 40 for clubs in promotion playoff • 38 for club in relegation playoff</i>		
Regular Season Matchdays:	33	N/A		
Playoff Matchdays:	5	N/A		
Total Matches:	228	180		



	TOP DIVISION	LOWER DIVISIONS		
	cinch Premiership	cinch Championship	cinch League 1	cinch League 2
Competition Format:	Every club plays each other three times + Full round of fixtures after split: • Championship Group: top 6 • Relegation Group: bottom 6	Home / Away (x2) + Playoff • Playoff from 2 to 4 place + 11th in Premiership	Home / Away (x2) + Playoff • Playoff from 2 to 4 place + 9th in Championship	Home / Away (x2) + Playoff • Playoff from 2 to 4 place + 9th in League 1
Continental Competitions Spots:	2 UEFA Champions League (x1 LS & x1 Q3nc) 1 UEFA Europa League (x1 PO) 2 UEFA Conference League (x1 Q2 & x1 Q3)	N/A		
Promotion Spots:	N/A	1 + 1 Playoff		
Relegation Spots:	1 + 1 Playoff	1 + 1 Playoff	1 + 1 Playoff	1 Playoff



Other League's Competitions:

Lower Division(s):
cinch Championship (2nd Tier)
cinch League 1 (3rd Tier)
cinch League 2 (4th Tier)

Youth Competition(s):
FA-run

Cups:
SPFL Trust Trophy (Challenge Cup), Viaplay Cup (League Cup), Reserve Cup, Reserve League

Supercup:
Not existing

Feminine Competition(s):
Yes, organised by SWPL (subsidiary of SPFL)
- SWPL, SWPL2 and League Cup

Competitive Balance:

Last Five Champions:

- Celtic (2023/24)
- Celtic (2022/23)
- Celtic (2021/22)
- Rangers (2020/21)
- Celtic (2019/20)

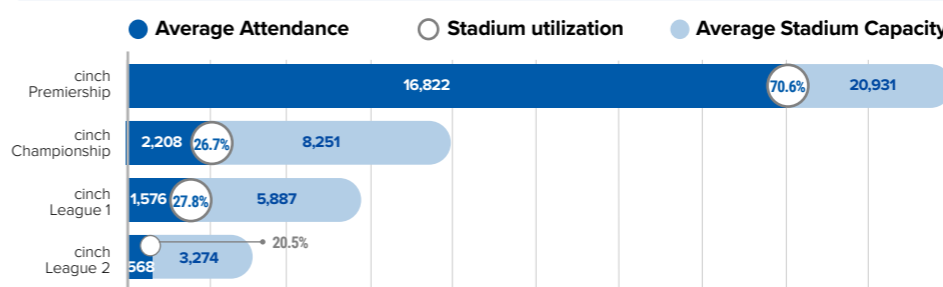
Average Point Difference (between 1st and 2nd across 5 seasons):
11.4 (36.4 games)

Average Margin of Victory (last season average margin of goals scored versus goals conceded per game):
1.399

Rotation of clubs qualified for continental competitions:



Viewership (Season 2022/23):



Total Viewership:
TV (UK and Ireland) - 17,000,000
TV (Worldwide) - 52,000,000
OTT - Not Available

Free to air games:
None

Subscription Models and Cost Per Model:
Monthly - Sky - 27.43 USD (22 GBP) (18 month contract)
Monthly - Sky - 32.42 USD (26 GBP) (cancel anytime)
Daily - Sky - 14.95 USD (11.99 GBP)
Clubs pay-per-view (up to 5 games) - 12.47-24.94 USD (10-20 GBP) per game

Overall Attendance

cinch Premiership: 3,835,484
cinch Championship: 397,373
cinch League 1: 283,618
cinch League 2: 102,168

Most followed social media channel:
 300,000 Followers

GOVERNANCE

Legal Structure



Type of Structure:
Limited Company

Assembly Composition:
42 members:
• 1st to 4th Tier Clubs
1 member = 1 vote

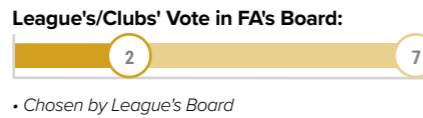
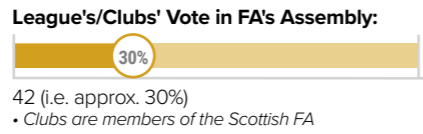
Board Composition:
10 members:
• Chairman
• CEO
• Non-Exec Director
• Premiership Representatives (3)
• Championship Representatives (2)
• L1 and L2 Representative (1)
• L1 and L2 Alternate representative (no vote)
1 member = 1 vote

Board's Term of Office:
1 Year

President's Term of Office:
None

FA's Vote in League's Assembly:
None

FA's Vote in League's Board:
None



Internal Organization

Total Employees:
15 (and 4 in SWPL)

Main Departments:



League's Responsibilities

Fixtures:
League

Players' Registration:
FA

Licensing:
FA

Disciplinary:
FA

Financial Control:
League

Refereeing Payments:
Referee - FA invoices League
VAR - FA invoices League

Clubs' Governance

Clubs' Ownership Models:
Company (Domestic Owned) - 7
Company (Foreign Owned) - 1
Association - 4

Multiclub ownership:
None

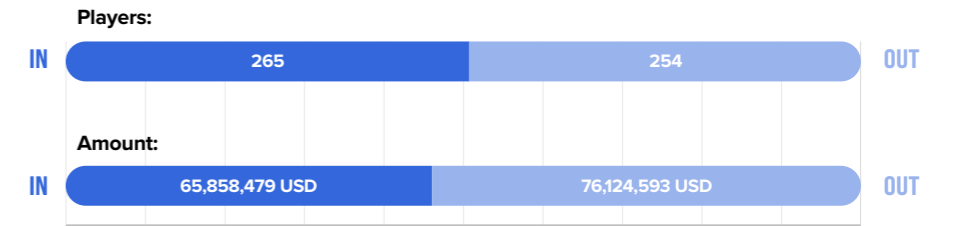
...FINANCIAL

Aggregated Club Revenues Previous Season

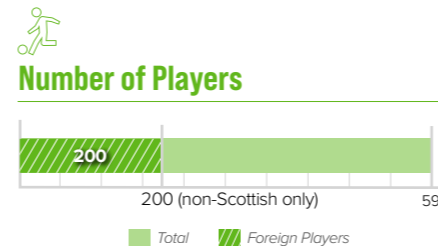
Value:
333.38 M USD (313 M EUR)

Breakdown:
Not available

International Transfers



PLAYERS' RELATED MATTERS



Nationality Rule:
✗ No

Other:
✗ No

Labor Relations

League Collective Representative of Clubs:
✓ Yes

Collective Bargaining Agreement:
✗ No

Labor Dispute Resolution Chamber:
✗ No

Salary

Average Monthly Salary:
Not available

Legal Minimum Monthly Salary:
N/A

Salary Cap:
✗ No

Youth Development

First Professional Contract Age:
16 years old

Team Rules

Squad Size Limit:
✗ No

Loan Limit:
5 in total at any one time
• 3 from same club; 1 from club in same tier

Home-Grown Player Rule:
✗ No

FINANCIAL

League Budget

Total Generated Revenues:
50.06 M USD (47 M EUR)

League's Operating Costs:
3.73 M USD (3.5 M EUR)

	Media Rights	Domestic	International
CENTRALIZATION: YES	Value per season:	43.67 M USD (41 M EUR)	3.74 M USD (3 M GBP)
	Contract Term:	2020/21-2024/25 Extended until 2028/29	Extended to 2029
	Breakdown:	100% ■ Sporting Merit	100% ■ Sporting Merit
	Ratio First / Last:	1	1

Data Rights

Fast Betting Data Rights:
Football DataCo

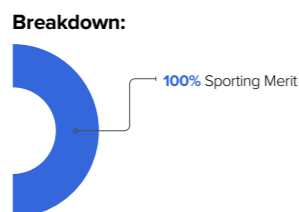
Event Data:
Football DataCo

Tracking Data:
None

Performance Data:
None

Centralized Sponsorship

Value:
3.2 M USD (3 M EUR)



Title Sponsor:
cinch | cinch (2023/24 to 2024/25)

Ball Sponsor:
PUMA | PUMA (2023/24 to 2026/27)

Other sponsor:
Tiered league sponsor
Loch Lomond Group (2020/21 - 2027/28)

SOLIDARITY

Payments to Lower Divisions:
✗ No

Payments to FA:
✗ No

Direct Payments to Grassroots:
✗ No

Other Payments:
Ad-hoc donations of equipment (e.g. footballs to other leagues)

DOMESTIC TRAINING REWARDS

Domestic Training Compensation: ✓ Yes

Levy on Domestic Transfers: ✗ No



SERBIA

SERBIAN SUPER LIGA
Year of creation: 1919

Capital: Belgrade
Surface Area (km²): 88,499
Currency (Code): Serbian Dinar (RSD)
Main Language: Serbian
Total Population ('000, 2023): 6,610
GDP (Million USD, 2023): 81,690
GDP per Capita (USD, 2023): 12,360



SEASON 2023/2024

DUAL YEAR LEAGUE

Championship Round

Relegation Round

TEAM	MP	W	D	L	F	A	D	P
1. Crvena zvezda	37	31	3	3	94	28	+66	96
2. Partizan	37	24	6	7	80	48	+32	78
3. TSC	37	22	9	6	75	39	+36	75
4. Vojvodina	37	17	10	10	62	50	+12	61
5. Radnički 1923	37	19	4	14	64	61	+3	61
6. Čukarički	37	16	9	12	57	48	+9	57
7. Mladost Lučani	37	13	7	17	38	53	-15	46
8. Napredak Kruševac	37	11	7	19	36	66	-30	40
9. Novi Pazar	37	14	6	17	44	47	-3	48
10. Spartak Subotica	37	13	8	16	36	47	-11	47
11. IMT	37	11	9	17	43	53	-10	42
12. Radnički Niš	37	11	8	18	40	48	-8	41
13. Javor-Matis	37	11	7	19	34	51	-17	40
14. Železničar	37	10	9	18	47	65	-18	39
15. Voždovac	37	9	11	17	46	58	-12	38
16. Radnik Surdulica	37	3	9	25	24	59	-35	18

- UEFA Champions League
- UEFA Europa League
- UEFA Conference League
- Relegation Playoff
- Relegation
- Champion

COMPETITIONS

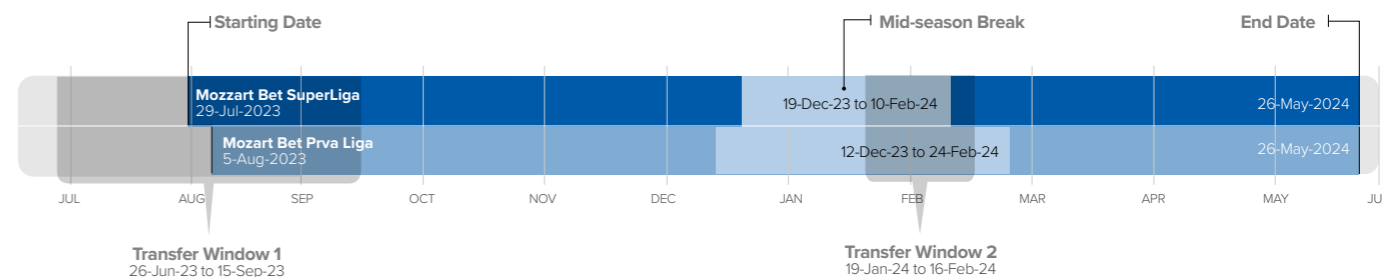
	TOP DIVISION Mozart Bet SuperLiga	LOWER DIVISIONS Mozart Bet Prva Liga
Teams:	16	16
Matchdays:	37 <i>• 39 for promotion playoff clubs</i>	37 <i>• 39 for promotion playoff clubs</i>
Regular Season Matchdays:	30	30
Playoff Matchdays:	7	7
Total Matches:	296	296



TOP DIVISION

LOWER DIVISIONS

	Mozart Bet SuperLiga	Mozart Bet Prva Liga
Competition Format:	Home / Away + Full round after split • Championship Groups: top 8 • Relegation Group: bottom 8	Home / Away + Full round after split • Championship Groups: top 8 • Relegation Group: bottom 8
Continental Competitions Spots:	2 UEFA Champions League (x1 PO & x1 Q2nc) 2 UEFA Europa League (x1 PO & x1 Q2) 1 UEFA Conference League (x1 Q2)	N/A
Promotion Spots:	N/A	2 + 2 Playoff
Relegation Spots:	2 + 2 Playoff	4



Other League's Competitions:

- Lower Division(s):** Mozart Bet Prva Liga (2nd Tier)
- Youth Competition(s):** FA-run
- Cups:** FA-run
- Supercup:** Not existing
- Feminine Competition(s):** FA-run

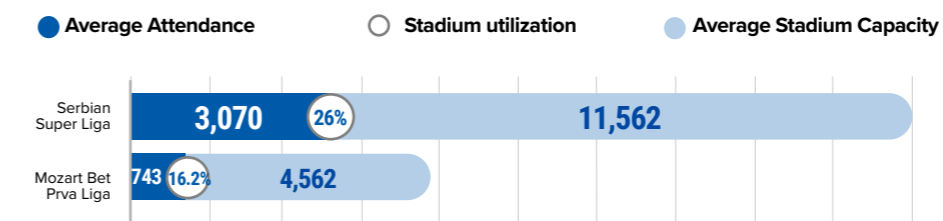
Competitive Balance:

- Last Five Champions:**
 - Crvena zvezda (2023/24)
 - Crvena zvezda (2022/23)
 - Crvena zvezda (2021/22)
 - Crvena zvezda (2020/21)
 - Crvena zvezda (2019/20)
- Average Point Difference (between 1st and 2nd across 5 seasons):** 13.8 (35.8 games)
- Average Margin of Victory (last season average margin of goals scored versus goals conceded per game):** 1.422

Rotation of clubs qualified for continental competitions:



Viewership (Season 2022/23):



Overall Attendance

Mozart Bet SuperLiga: 909,000
Mozart Bet Prva Liga: 220,000

Total Viewership: TV - Not available
OTT - Not available

Free to air games: None

Subscription Models and Cost Per Model: Monthly - Cable TV subscription - 26.63 USD (25 EUR)
Monthly - OTT Platform - 113.85-17.04 USD (13-16 EUR)

Most followed social media channel: 42,000 Followers

GOVERNANCE

Legal Structure



Type of Structure:
Association
• League's role recognized by national law

Assembly Composition:
32 members:
• 1st Tier Clubs (16)
• 2nd Tier Clubs (16)
1 member = 1 vote

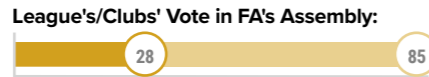
Board Composition:
7 members:
• President
• Vice-President (2)
• Club Representatives (4)
1 member = 1 vote

Board's Term of Office:
4 Years

President's Term of Office:
4 Years

FA's Vote in League's Assembly:
None

FA's Vote in League's Board:
None

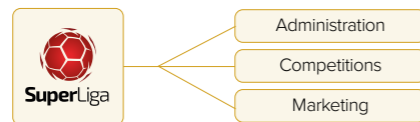


League's/Clubs' Vote in FA's Board:
None

Internal Organization

Total Employees:
7

Main Departments:



League's Responsibilities

Fixtures:
League

Players' Registration:
FA

Licensing:
FA

Disciplinary:
FA

Financial Control:
FA

Refereeing Payments:
Referee - League
VAR - League

Clubs' Governance

Clubs' Ownership Models:
Company (Domestic Owned) - 1
Association - 15

Multiclub ownership:
None

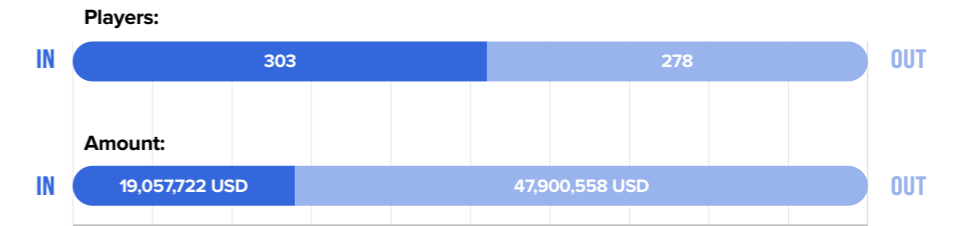
...FINANCIAL

Aggregated Club Revenues Previous Season

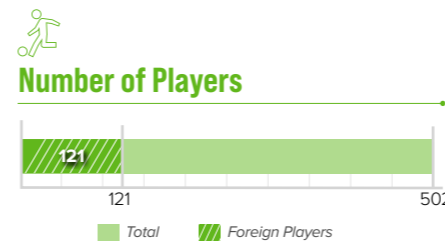
Value:
69.23 M USD (65 M EUR)

Breakdown:
Not available

International Transfers



PLAYERS' RELATED MATTERS



Nationality Rule:
4 Foreigners max.
• On pitch

Other:
X No

Team Rules

Squad Size Limit:
30 max.

Loan Limit:
X No

Home-Grown Player Rule:
X No

Labor Relations

League Collective Representative of Clubs:
✓ Yes
• First League Club Union

Collective Bargaining Agreement:
X No

Labor Dispute Resolution Chamber:
✓ Yes
• Under FA's jurisdiction

Salary

Average Monthly Salary:
2,130 USD (2,000 EUR)

Legal Minimum Monthly Salary:
266 USD (250 EUR)
• Law

Salary Cap:
X No

Youth Development

First Professional Contract Age:
15 years old

FINANCIAL

League Budget

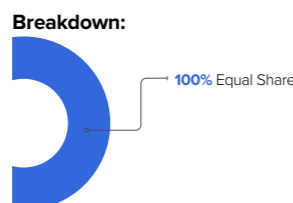
Total Generated Revenues:
9.5 M USD

League's Operating Costs:
350,000 USD

	Media Rights	Domestic and International
Value per season:		7.46 M USD (7 M EUR)
Contract Term:		2021/22 - 2023/24
Breakdown:	<p>Market Value • 73% goes to 1st Tier Clubs</p>	<p>Equal Share • 6% goes to 2nd Tier Clubs • Remaining 21% goes to league's operating costs</p>
Ratio First / Last:		3.2

Centralized Sponsorship

Value:
1.6 M USD (1.5 M EUR)



Title Sponsor:
 MOZZART BET (2022 to 2025)

Ball Sponsor:
 Nike (2021/22 to 2024/25)

Other sponsor:
No

SOLIDARITY

Payments to Lower Divisions:
✓ Yes
• Competition costs, referees and technical equipment
• Each team was awarded 26,628 USD (25,000 EUR) that came from TV rights

Payments to FA:
X No

Direct Payments to Grassroots:
X No

Other Payments:
X No

DOMESTIC TRAINING REWARDS

Domestic Training Compensation: ✓ Yes
• Number of months in club multiplied by average salary

Levy on Domestic Transfers: X No



SLOVAKIA

UNIA LIGOVYCH KLUBOV
Year of creation: 1993

Capital: Bratislava
Surface Area (km²): 49,035
Currency (Code): Euro
Main Language: Slovakia
Total Population ('000, 2023): 5,440
GDP (Million USD, 2023): 145,250
GDP per Capita (USD, 2023): 26,710



SEASON 2023/2024

DUAL YEAR LEAGUE

TEAM

MP W D L F A D P

Championship Round

1. Slovan Bratislava	32	23	4	5	76	31	+45	73
2. Dunajská Streda	32	16	10	6	49	32	+17	58
3. Spartak Trnava	32	18	3	11	47	29	+18	57
4. Žilina	32	16	7	9	54	45	+9	55
5. Ružomberok	32	12	11	9	38	43	-5	47
6. Podbrezová	32	11	4	17	49	60	-11	37

Relegation Round

7. Dukla Banská Bystrica	32	14	9	9	50	41	+9	51
8. Trenčín	32	13	10	9	48	34	+14	49
9. Skalica	32	11	7	14	35	38	-3	40
10. Košice	32	7	6	19	27	56	-29	27
11. Zemplín Michalovce	32	6	9	17	29	48	-19	27
12. Zlaté Moravce	32	2	6	24	21	66	-45	12

- UEFA Champions League
- UEFA Europa League
- UEFA Conference League
- Relegation Playoff
- Relegation
- Champion

TOP DIVISION

Niké Liga

Competition Format:

Home/Away + 2nd stage split:
Home/Away:
• Championship Group: top 6
• Relegation Group: bottom 6

Continental Competitions Spots:

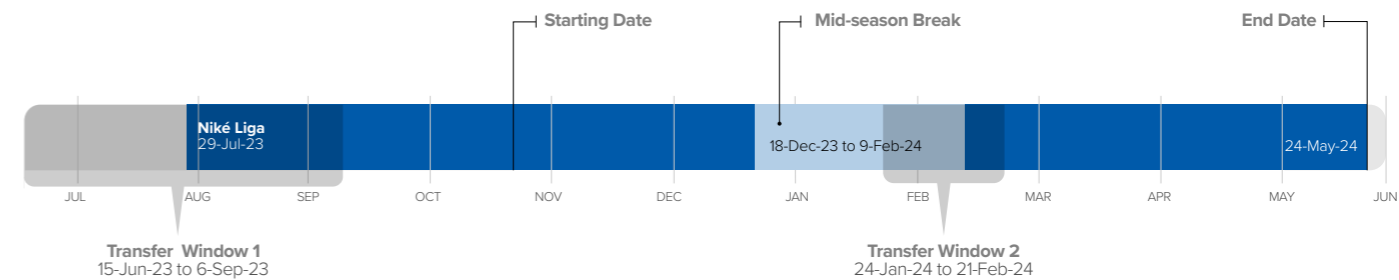

1 UEFA Champions League (x1 Q1)
1 UEFA Europa League (x1 Q2)
2 UEFA Conference League (x2 Q2)

Promotion Spots:

N/A

Relegation Spots:

1 + 1 Playoff



Other League's Competitions:

Lower Division(s):

FA-run

Youth Competition(s):

FA-run

Cups:

FA-run

Supercup:

Not existing

Feminine Competition(s):

FA-run



Competitive Balance:

Last Five Champions:

- ŠK Slovan Bratislava (2023/2024)
- ŠK Slovan Bratislava (2022/2023)
- ŠK Slovan Bratislava (2021/2022)
- ŠK Slovan Bratislava (2020/2021)
- ŠK Slovan Bratislava (2019/2020)

Average Point Difference (between 1st and 2nd across 5 seasons):

10.2 (31 games)

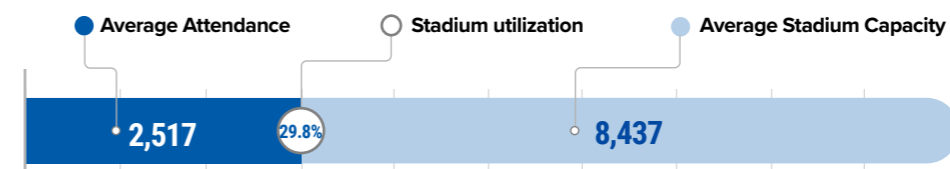
Average Margin of Victory (last season average margin of goals scored versus goals conceded per game)

1.415

Rotation of clubs qualified for continental competitions:



Viewership (Season 2022/23):



Overall Attendance

495,849

Total Viewership: TV - 5,078,073
OTT - 1,463,737

Subscription Models and Cost Per Model: OTT all games - 70.76 USD (65.89 EUR)

Free to air games: 34

Most followed social media channel: 40,000 Followers

COMPETITIONS

Niké Liga

Teams:

12

Matchdays:

32

• 34 for Conference League playoff clubs

Regular Season Matchdays:

22

Playoff Matchdays:


10

Total Matches:

195

GOVERNANCE

Legal Structure

Date of Creation:


Type of Structure:
 Interest association of legal entities

Assembly Composition:
 12 members:
 • 1st Tier Clubs (12)
 1 member = 1 vote


Board Composition:
 None


Board's Term of Office:
 N/A

President's Term of Office:
 4 Years

FA's Vote in League's Assembly:
 None

FA's Vote in League's Board:
 N/A

League's/Clubs' Vote in FA's Assembly:



League's/Clubs' Vote in FA's Board:


Internal Organization

Total Employees:
 6

Main Departments:

- Sports-technical
- Marketing and Commercial



League's Responsibilities

Fixtures:
 League

Players' Registration:
 FA

Licensing:
 FA

Disciplinary:
 FA

Financial Control:
 League and FA

Refereeing Payments:
 Referee - FA, VAR referees shared with League (FA invoicing league)
 VAR - Shared, FA invoicing league

Clubs' Governance

Clubs' Ownership Models:
 Company (Domestic Owned) - 12

Multiclub ownership:
 1

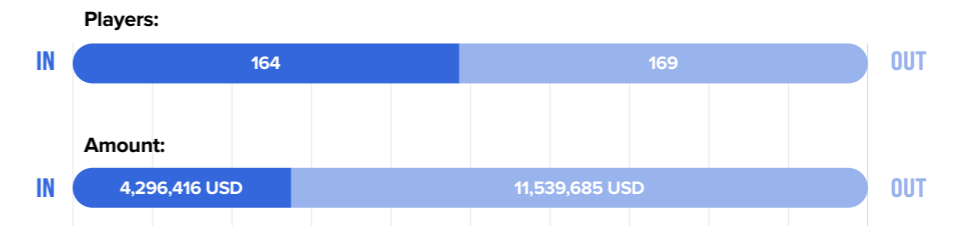
...FINANCIAL

Aggregated Club Revenues Previous Season

Value:
 56 M USD

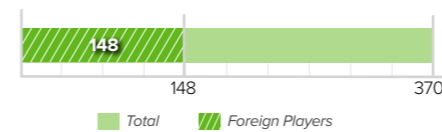
Breakdown:
 Not available

International Transfers



PLAYERS' RELATED MATTERS

Number of Players



Nationality Rule:
 Match sheet - max 5 non-EU

Other:
 X No

Salary

Average Monthly Salary:
 Not available

Legal Minimum Monthly Salary:
 805 USD (750 EUR) / according to Country law

Salary Cap:
 X No

Team Rules

Squad Size Limit:
 X No

Loan Limit:
 Domestic: up to 10 IN - 10 OUT
 International: according to FIFA RSTP

Home-Grown Player Rule:
 X No

Labor Relations

League Collective Representative of Clubs:
 ✓ Yes

Collective Bargaining Agreement:
 X No

Labor Dispute Resolution Chamber:
 ✓ Yes
 • Under FA

Youth Development

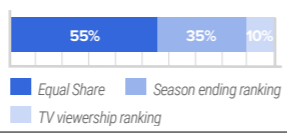
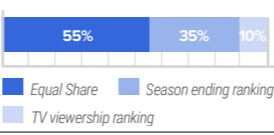
First Professional Contract Age:
 15 years old (until 18 with mandatory signature of legal representative of the minor)

FINANCIAL

League Budget

Total Generated Revenues:
 **12.947 M USD**

League's Operating Costs:
 **2.608 M USD**

	Media Rights	Domestic	International
CENTRALIZATION: YES	Value per season:	3.057 M USD	97,218 USD
	Contract Term:	2021/2022 - 2026/2027	2022/2023 - 2025/2026
	Breakdown:		
	Ratio First / Last:	2.9	2.9

Data Rights

Fast Betting Data Rights:
 IMG Arena

Event Data:
 Stats Perform

Tracking Data:
 None

Performance Data:
 None

Centralized Sponsorship


Value:
 6.535 M USD

Breakdown:

- 55% Equal Share
- 35% Season ending ranking
- 10% TV viewership ranking



Title Sponsor:
 NIKÉ (2023/2024 - 2025/2026)

Ball Sponsor:
 Adidas (2022/2023 - 2023/2024)

Other sponsor:
 Billa (2022/2023 - 2023/2024)

SOLIDARITY

Payments to Lower Divisions: X No

Payments to FA: X No

Direct Payments to Grassroots: X No

Other Payments: X No

DOMESTIC TRAINING REWARDS

Domestic Training Compensation: ✓ Yes
 • Depending on the club category (three categories in FA), between age 9 to 21

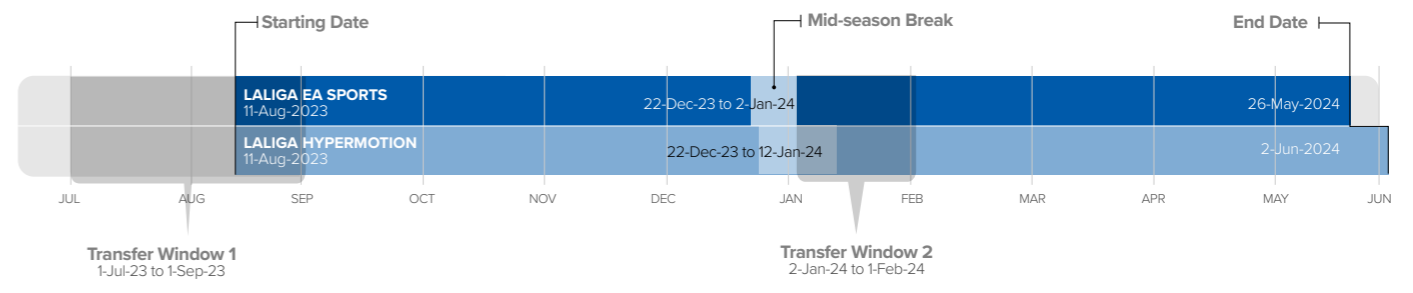
Levy on Domestic Transfers: ✓ Yes
 • Only for amateurs



TEAM	MP	W	D	L	F	A	D	P
1. Real Madrid	38	29	8	1	87	26	+61	95
2. Barcelona	38	26	7	5	79	44	+35	85
3. Girona	38	25	6	7	85	46	+39	81
4. Atlético Madrid	38	24	4	10	70	43	+27	76
5. Athletic Bilbao	38	19	11	8	61	37	+24	68
6. Real Sociedad	38	16	12	10	51	39	+12	60
7. Real Betis	38	14	15	9	48	45	+3	57
8. Villarreal	38	14	11	13	65	65	0	53
9. Valencia	38	13	10	15	40	45	-5	49
10. Alavés	38	12	10	16	36	46	-10	46
11. Osasuna	38	12	9	17	45	56	-11	45
12. Getafe	38	10	13	15	42	54	-12	43
13. Celta Vigo	38	10	11	17	46	57	-11	41[b]
14. Sevilla	38	10	11	17	48	54	-6	41[b]
15. Mallorca	38	8	16	14	33	44	-11	40[c]
16. Las Palmas	38	10	10	18	33	47	-14	40[c]
17. Rayo Vallecano	38	8	14	16	29	48	-19	38
18. Cádiz	38	6	15	17	26	55	-29	33
19. Almería	38	3	12	23	43	75	-32	21
20. Granada	38	4	9	25	38	79	-41	21

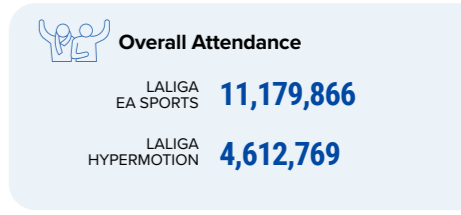
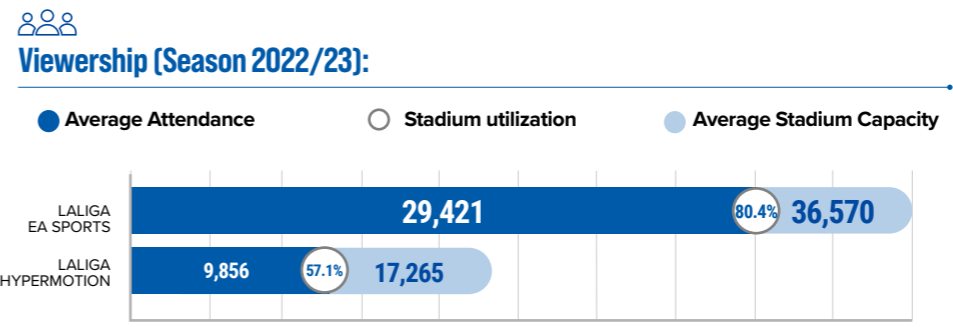
● UEFA Champions League
● UEFA Europa League
● UEFA Conference League
● Relegation
C Champion

	TOP DIVISION LALIGA EA SPORTS	LOWER DIVISIONS LALIGA HYPERMOTION
Competition Format:	Home / Away	Home / Away + Playoffs 3 to 6 place
Continental Competitions Spots:	4 UEFA Champions League (x4 LS) 2 UEFA Europa League (x2 LS) 1 UEFA Conference League (x1 PO)	N/A
Promotion Spots:	N/A	3
Relegation Spots:	3	4



- Other League's Competitions:**
- Lower Division(s):** LALIGA HYPERMOTION (2nd Tier)
 - Youth Competition(s):** FA-run
 - Cups:** FA-run
 - Supercup:** FA-run
 - Feminine Competition(s):** Independent Organisation

- Competitive Balance:**
- Last Five Champions:**
 - Real Madrid (2023/24)
 - Barcelona (2022/23)
 - Real Madrid (2021/22)
 - Atlético Madrid (2020/21)
 - Real Madrid (2019/20)
 - Average Point Difference (between 1st and 2nd across 5 seasons):** 8 (38 games)
 - Average Margin of Victory (last season average margin of goals scored versus goals conceded per game):** 1.239



Total Viewership: 1.953 million (only matches)

Free to air games: 38

Subscription Models and Cost Per Model: OTT - From 20.23 USD (18.99 EUR) / month
IPTV (Fixed Broadband + TV) - From 86.22 USD (80.95 EUR) / month
IPTV (Mobile and Fixed Broadband + TV) - From 109.65 USD (102.95 EUR) / month

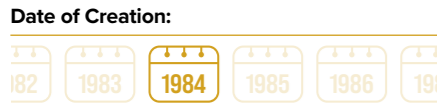
Most followed social media channel: Facebook (88 M Followers)

COMPETITIONS

	TOP DIVISION LALIGA EA SPORTS	LOWER DIVISIONS LALIGA HYPERMOTION
Teams:	20	22
Matchdays:	38	42 <i>• Up to 46 for playoff clubs</i>
Regular Season Matchdays:	N/A	N/A
Playoff Matchdays:	N/A	N/A
Total Matches:	380	468

GOVERNANCE

Legal Structure



Type of Structure:
Sports Association

Assembly Composition:
43 members:
• 1st and 2nd Tier Clubs
• President
1 member = 1 vote

Board Composition:
15 members:
• President
• Vice-Presidents (2)
• Representatives selected by committees for each tier (6)
1 member = 1 vote

Board's Term of Office:
2 Years

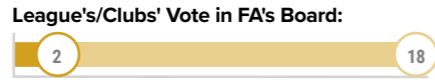
President's Term of Office:
4 Years

FA's Vote in League's Assembly:
None

FA's Vote in League's Board:
None



- 1st Tier Clubs (11)
- 2nd Tier Clubs (9)



- Only Clubs

Internal Organization

Total Employees:
640

Main Departments:



League's Responsibilities

Fixtures:
League

Players' Registration:
League

Licensing:
League

Disciplinary:
League with FA

Financial Control:
League

Refereeing Payments:
Referee - League and Club
VAR - League and Club

Clubs' Governance

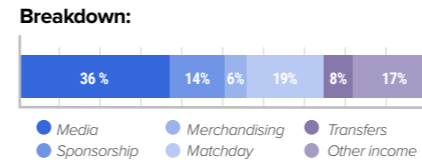
Clubs' Ownership Models:
Company (Domestic Owned) - 11
Company (Foreign Owned) - 5
Association - 4

Multiclub ownership:
1

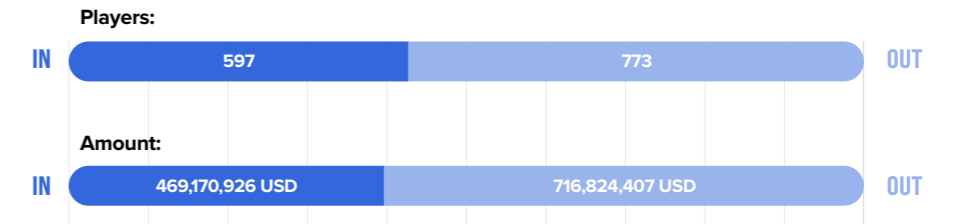
...FINANCIAL

Aggregated Club Revenues Previous Season

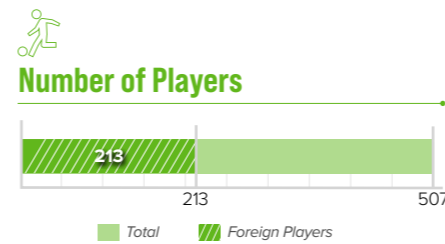
Value:
4.658 B USD (4.373 B EUR)



International Transfers



PLAYERS' RELATED MATTERS



Team Rules

Squad Size Limit:
25 max.
• Unlimited youth academy players

Loan Limit:
X No

Home-Grown Player Rule:
X No

Nationality Rule:
3 Foreigners max.
• Except EU

Other:
Economic Control Rule
• Expenditure cap on players and trainers. If exceeded, no more licenses are processed.

Labor Relations

League Collective Representative of Clubs:
✓ Yes

Collective Bargaining Agreement:
✓ Yes
• With Asociación de Futbolistas Españoles

Labor Dispute Resolution Chamber:
✓ Yes
• Under FA's jurisdiction
• Tribunal Arbitral de Futbol

Salary

Average Monthly Salary:
193,850 USD (182,000 EUR)

Legal Minimum Monthly Salary:
16,724 USD (15,500 EUR)

Salary Cap:
X No

Youth Development

First Professional Contract Age:
16 years old

FINANCIAL

League Budget

Total Generated Revenues:
2.235 B USD (2.098 B EUR)

League's Operating Costs:
496 M USD (465.7 M EUR)

	Media Rights	Domestic and International	
CENTRALIZATION: YES	Value per season:	1.28 B USD (1.2 B EUR)	888.3 M USD (834 M EUR)
	Contract Term:	2022/23 - 2026/27	2022/23 - 2024/25
	Breakdown:		
	Ratio First / Last:	3.5	3.5

Centralized Sponsorship

Value:
198.5 M USD (184 M EUR)

Breakdown:
100% Equal Share
• 60% to 1st Tier Clubs
• 40% to 2nd Tier Clubs

Title Sponsor:
 EA SPORTS

Ball Sponsor:
 Puma

Other sponsor:
Puma, Ea Sports, Sorare, Bkt, Fuksiarz, Microsoft, Mahou, Gol Ball, Burger King, Allianz, Nissan, Vivo, El Corte Ingles, Legends, Oshree, Palmsbet, Haier, Hollywood Bets, Ingot Brokers, Pringles, Mansion88, Hero Vired, Dream 11, Verizon, Visit Saudi, Camarena, Betonline, Iberia, Solan De Cabras, Stage Front, Motorola, Chubb, Gameon, Rushbet

Data Rights

Fast Betting Data Rights:
Stats Perform (Opta)

Event Data:
Stats Perform (Opta)

Tracking Data:
Mediacoach

Performance Data:
Sportian

SOLIDARITY

Payments to Lower Divisions:
X No

Payments to FA:
69.87 M USD (65.6 M EUR)

Direct Payments to Grassroots:
X No

Other Payments:
50.27 M USD (47.2 M EUR)
• To Consejo Superior de Deportes
11.50 M USD (10.8 M EUR)
• To players union

DOMESTIC TRAINING REWARDS

Domestic Training Compensation: ✓ Yes

Levy on Domestic Transfers: X No



SWEDEN

FÖRENINGEN SVENSK ELITFOTBOLL
Year of creation: 1924

Capital: Stockholm
Surface Area (km²): 438,574
Currency (Code): Swedish Krona (SEK)
Main Language: Swedish
Total Population ('000, 2023): 10,910
GDP (Million USD, 2023): 620,710
GDP per Capita (USD, 2023): 56,890



SEASON 2023

CALENDAR YEAR LEAGUE

TEAM

MP W D L F A D P

1. Malmö FF	30	20	4	6	62	27	+35	64
2. IF Elfsborg	30	20	4	6	59	26	+33	64
3. BK Häcken	30	18	3	9	69	39	+30	57
4. Djurgårdens IF	30	15	5	10	41	36	+5	50
5. IFK Värnamo	30	14	3	13	37	34	+3	45
6. Kalmar FF	30	13	6	11	35	40	-5	45
7. Hammarby IF	30	11	11	8	41	39	+2	44
8. IK Sirius	30	12	6	12	51	44	+7	42
9. IFK Norrköping	30	12	5	13	45	45	0	41
10. Mjällby AIF	30	12	5	13	32	34	-2	41
11. AIK	30	9	9	12	34	38	-4	36
12. Halmstads BK	30	9	9	12	30	44	-14	36
13. IFK Göteborg	30	8	10	12	33	37	-4	34
14. IF Brommapojkarna	30	10	3	17	40	53	-13	33
15. Degerfors IF	30	7	5	18	30	62	-32	26
16. Varbergs BoIS	30	3	6	21	26	67	-41	15

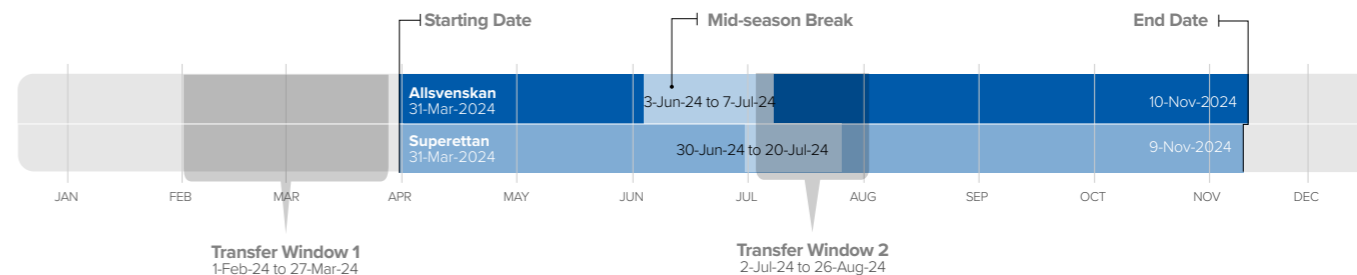
- UEFA Champions League
- UEFA Conference League
- Relegation Playoff
- Relegation
- Champion



TOP DIVISION

LOWER DIVISIONS

	Allsvenskan	Superettan
Competition Format:	Home / Away	Home / Away
Continental Competitions Spots:	1 UEFA Champions League (x1 Q1) 1 UEFA Europa League (x1 Q1) 2 UEFA Conference League (x2 Q2)	N/A
Promotion Spots:	N/A	2 + 1 Playoff
Relegation Spots:	2 + 1 Playoff	2+2 Playoff



Other League's Competitions:

Lower Division(s): Superettan (2nd Tier)

Youth Competition(s): FA

Cups: Svenska Cupen (FA)

Supercup: Not existing

Feminine Competition(s): Independent Organisation



Competitive Balance:

Last Five Champions:

- Malmö FF (2023)
- BK Häcken (2022)
- Malmö FF (2021)
- Malmö FF (2020)
- Djurgårdens IF (2019)

Average Point Difference (between 1st and 2nd across 5 seasons): 3.4 (30 games)

Average Margin of Victory (last season average margin of goals scored versus goals conceded per game): 1.458

Rotation of clubs qualified for continental competitions:



COMPETITIONS

TOP DIVISION

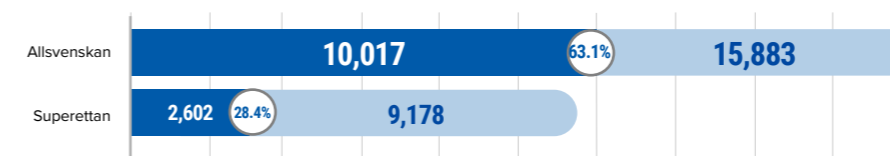
LOWER DIVISIONS

	Allsvenskan	Superettan
Teams:	16	16
Matchdays:	30 <i>• 32 for relegation playoff club</i>	30 <i>• 32 for promotion and relegation playoff clubs</i>
Regular Season Matchdays:	N/A	N/A
Playoff Matchdays:	N/A	N/A
Total Matches:	240	240



Viewership (Season 2023):

Average Attendance Stadium utilization Average Stadium Capacity



Total Viewership: TV - 4,319,000 viewers
OTT - Confidential

Subscription Models and Cost Per Model: Monthly: 36.21 USD (34 EUR)

Free to air games: 28 matches



Overall Attendance

Allsvenskan 2,404,142
Superettan 624,395

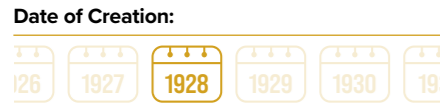
Most followed social media channel:



100,000 Followers

GOVERNANCE

Legal Structure



Type of Structure:
Non-profit organization

Assembly Composition:
32 members:
• 1st Tier Clubs (16)
• 2nd Tier Clubs (16)
1 member = 1 vote

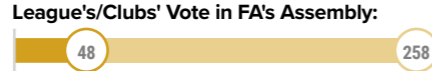
Board Composition:
7 members:
• President
• Club Representatives (6)
1 member = 1 vote

Board's Term of Office:
3 Years

President's Term of Office:
3 Years

FA's Vote in League's Assembly:
None

FA's Vote in League's Board:
None



- 1st Tier Clubs (32)
- 2nd Tier Clubs (16)



- FA Vice-President
- 1 Board member

Internal Organization

Total Employees:
25

Main Departments:



League's Responsibilities

Fixtures:
FA

Players' Registration:
FA

Licensing:
FA

Disciplinary:
FA

Financial Control:
FA

Refereeing Payments:
Referee - FA and Club
VAR - N/A

Clubs' Governance

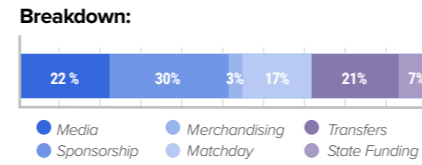
Clubs' Ownership Models:
Association - 16

Multiclub ownership:
None

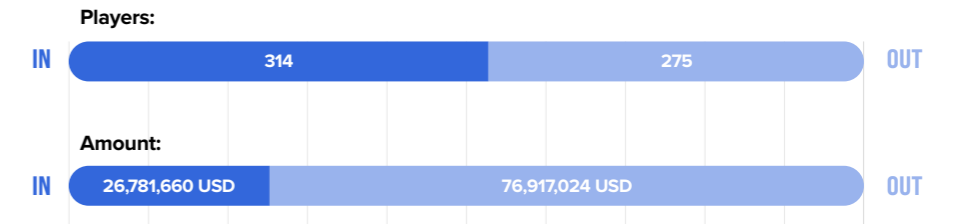
...FINANCIAL

Aggregated Club Revenues Previous Season

Value:
280 M USD

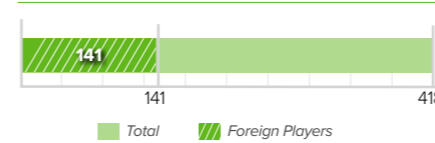


International Transfers



PLAYERS' RELATED MATTERS

Number of Players



Nationality Rule:
✗ No

Other:
✗ No

Team Rules

Squad Size Limit:
✗ No

Loan Limit:
✗ No

Home-Grown Player Rule:
11 players of 20 in Allsvenskan must be home grown

Labor Relations

League Collective Representative of Clubs:
✓ Yes

Collective Bargaining Agreement:
✓ Yes
• With Player's Union: Arbetsgivaralliansen

Labor Dispute Resolution Chamber:
✓ Yes
• Under FA's jurisdiction
• Swedish FA arbitration

Salary

Average Monthly Salary:
10,400 USD

Legal Minimum Monthly Salary:
✗ No

Salary Cap:
✗ No

Youth Development

First Professional Contract Age:
15 years old

FINANCIAL

League Budget

Total Generated Revenues:
80 M USD

League's Operating Costs:
20 M USD

	Media Rights	Domestic and International
CENTRALIZATION: YES	Value per season:	54 M USD
	Contract Term:	2020 - 2025
	Breakdown:	Sporting Merit, Five years performance
	Ratio First / Last:	1.73

Data Rights

Fast Betting Data Rights:
IMG Arena

Event Data:
IMG Arena

Tracking Data:
IMG Arena

Performance Data:
IMG Arena

Centralized Sponsorship

Value:
20 M USD

Breakdown:
Sporting Merit, Five years performance

Title Sponsor:
UNIBET (2020 to 2025)

Ball Sponsor:
SELECT (2021 to 2026)

Other sponsor:
Smaller sponsors

SOLIDARITY

Payments to Lower Divisions:
✓ Yes
• 23% of payments to lower divisions

Payments to FA:
✗ No

Direct Payments to Grassroots:
✗ No

Other Payments:
✗ No

DOMESTIC TRAINING REWARDS

Domestic Training Compensation: 43,700 USD (41,000 EUR) max.

Levy on Domestic Transfers: ✓ Yes



SWITZERLAND

SWISS FOOTBALL LEAGUE
Year of creation: 1897

Capital: Bern
Surface Area (km²): 41,291
Currency (Code): Swiss Franc (CHF)
Main Language: German, French, Italian, Romanish
Total Population ('000, 2023): 8,870
GDP (Million USD, 2023): 977,950
GDP per Capita (USD, 2023): 110,250



SEASON 2023/2024

DUAL YEAR LEAGUE

TEAM	MP	W	D	L	F	A	D	P
1. Young Boys	38	23	8	7	76	34	+42	77
2. Lugano	38	20	5	13	67	51	+16	65
3. Servette	38	18	10	10	59	43	+16	64
4. Zürich	38	16	12	10	53	41	+12	60
5. St. Gallen	38	16	9	13	60	51	+9	57
6. Winterthur	38	13	10	15	60	71	-11	49
7. Luzern	38	13	10	15	47	53	-6	49
8. Basel	38	13	10	15	45	52	-7	49
9. Yverdon-Sport	38	13	8	17	50	71	-21	47
10. Lausanne-Sport	38	11	12	15	48	53	-5	45
11. Grasshopper	38	10	8	20	41	49	-8	38
12. Lausanne Ouchy	38	7	8	23	40	77	-37	29

- UEFA Champions League
- UEFA Europa League
- UEFA Conference League
- Relegation Playoff
- Relegation
- Champion

COMPETITIONS

	TOP DIVISION Credit Suisse Super League	LOWER DIVISIONS dieci Challenge League
Teams:	12	10
Matchdays:	38 <i>• 40 for relegation playoff club</i>	36 <i>• 38 for promotion playoff club</i>
Regular Season Matchdays:	33	N/A
Playoff Matchdays:	5	N/A
Total Matches:	228	180

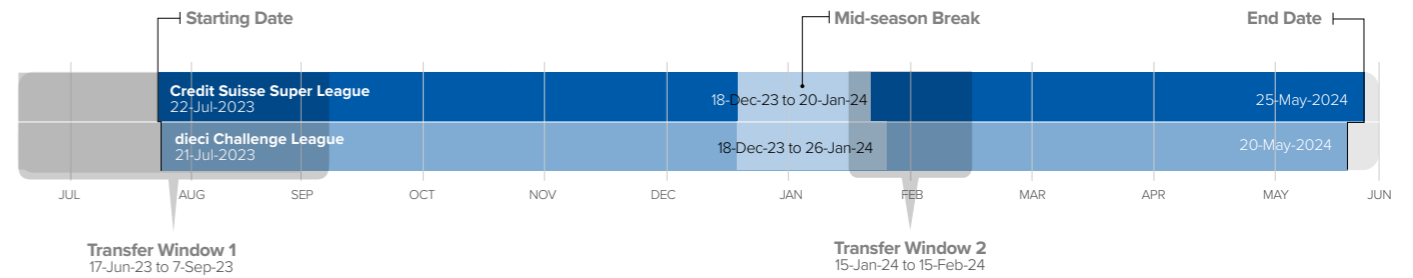
TOP DIVISION

LOWER DIVISIONS

	Credit Suisse Super League	dieci Challenge League
Competition Format:	Every club plays each other three times + Full round of fixtures after split: • Championship Group: top 6 • Relegation Group: bottom 6	Home / Away (2x)
Continental Competitions Spots:	2 UEFA Champions League (x1 PO & x1 Q2nc) 1 UEFA Europa League (x1 Q3) 2 UEFA Conference League (x2 Q2)	N/A
Promotion Spots:	N/A	1 + 1 Playoff
Relegation Spots:	1 + 1 Playoff	1



Swiss Football League



Other League's Competitions:

Lower Division(s):
dieci Challenge League (2nd Tier)

Youth Competition(s):
FA-run

Cups:
FA-run

Supercup:
Not existing

Feminine Competition(s):
FA-run



Competitive Balance:

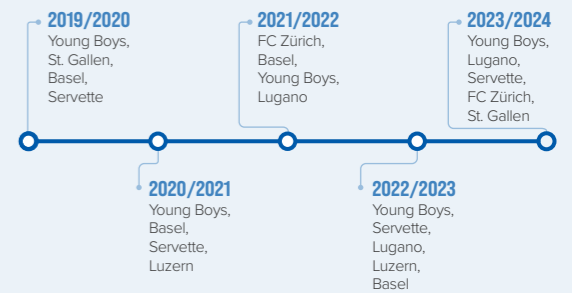
Last Five Champions:

- Young Boys (2023/24)
- Young Boys (2022/23)
- FC Zürich (2021/22)
- Young Boys (2020/21)
- Young Boys (2019/20)

Average Point Difference (between 1st and 2nd across 5 seasons):
16.2 (36.4 games)

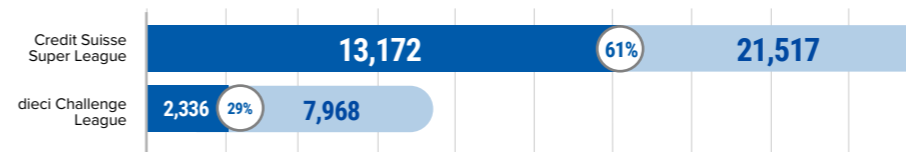
Average Margin of Victory (last season average margin of goals scored versus goals conceded per game):
1.338

Rotation of clubs qualified for continental competitions:



Viewership (Season 2022/23):

- Average Attendance
- Stadium utilization
- Average Stadium Capacity



Overall Attendance

Credit Suisse Super League: 2,370,901
dieci Challenge League: 420,547

Total Viewership: TV - 88 M

Free to air games: 36

Subscription Models and Cost Per Model:
Monthly - CHF 38.24 USD (34.90 CHF) (initial contract duration 12 months)
Monthly - 54.68 USD (49.9 CHF) (no min. contract duration)

Most followed social media channel:



45,000 Followers

GOVERNANCE

Legal Structure



Type of Structure:
Association
• League recognized by FA

Assembly Composition:
22 members:
• 1st Tier Clubs (12) = 1 vote per club
• 2nd Tier Clubs (10) = 1.2 vote per club

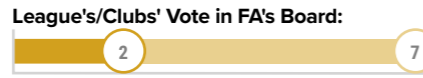
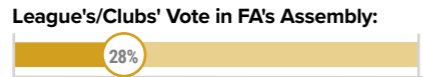
Board Composition:
9 members:
• President
• Club Representatives (7)
• Independent (1)
1 member = 1 vote

Board's Term of Office:
2 Years

President's Term of Office:
2 Years

FA's Vote in League's Assembly:
None

FA's Vote in League's Board:
None

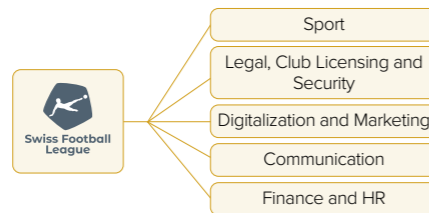


• President of the league is Vice-President of the FA

Internal Organization

Total Employees:
16

Main Departments:



League's Responsibilities

Fixtures:
League

Players' Registration:
League

Licensing:
League

Disciplinary:
League

Financial Control:
League

Refereeing Payments:
League (mostly)

Clubs' Governance

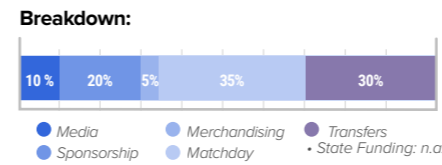
Clubs' Ownership Models:
Company (Domestic Owned) - 7
Company (Foreign Owned) - 5

Multiclub ownership:
4

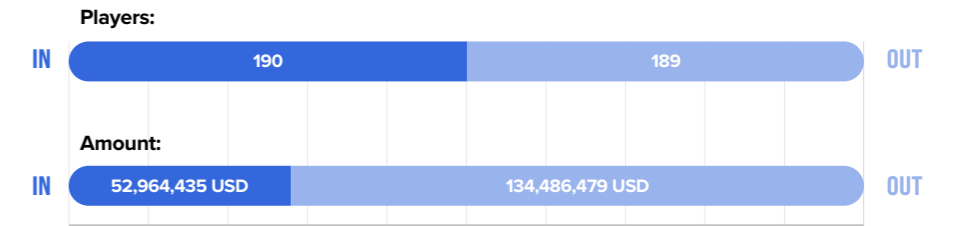
...FINANCIAL

Aggregated Club Revenues Previous Season

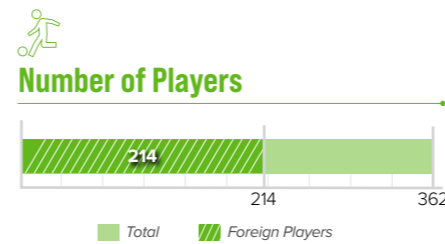
Value:
312.76 M USD (294 M EUR)



International Transfers



PLAYERS' RELATED MATTERS



Nationality Rule:
5 Foreigners max.
• On pitch

Other:
X No

Team Rules

Squad Size Limit:
25 max.

Loan Limit:
6 in
• 3 from same club

Home-Grown Player Rule:
8
• Home-grown: 3 years with FA between 15 and 21

Labor Relations

League Collective Representative of Clubs:
✓ Yes

Collective Bargaining Agreement:
X No
• MoU with Swiss Association of Football Players: SAFFP

Labor Dispute Resolution Chamber:
X No

Salary

Average Monthly Salary:
Not available

Legal Minimum Monthly Salary:
X No

Salary Cap:
X No

Youth Development

First Professional Contract Age:
15 years old

FINANCIAL

League Budget

Total Generated Revenues:
56 M USD

League's Operating Costs:
8.9 M USD
(with referees, VAR and match operations)

	Media Rights	Domestic	International
Value per season:		38 M USD (35 M EUR) • + Centralized Sponsorship	
Contract Term:		2021/22 - 2024/25	2021/22 - 2023/24
Breakdown:		85% Equal Share 15% Sporting Merit • Season-ending ranking	85% Equal Share 15% Sporting Merit • Season-ending ranking
Ratio First / Last:		1.5	1.5

Data Rights

Fast Betting Data Rights:
IMGA;
Sportradar

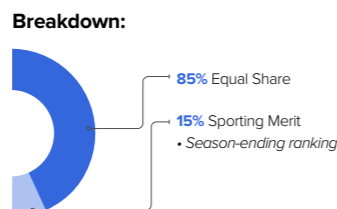
Event Data:
Opta StatsPerform

Tracking Data:
None

Performance Data:
None

Centralized Sponsorship

Value:
Included in Media Rights value



Title Sponsor:
Credit Suisse
(2021/22 to 2024/25)

Ball Sponsor:
Molten (2020/21 to 2023/24)
Macron (2024/25 to 2028/29)

Other sponsor:
Swisscom, dieci + Licencees

SOLIDARITY

Payments to Lower Divisions:
220,390 USD (200,000 CHF)

Payments to FA:
X No

Direct Payments to Grassroots:
X No

Other Payments:
X No

DOMESTIC TRAINING REWARDS

Domestic Training Compensation: 39,750 USD (37,366 EUR) per year
• Between 12 and 21

Levy on Domestic Transfers: 7,447 USD (7,000 EUR)
• For EU/CH
12,234 USD (11,500 EUR)
• For non-EU/CH



TURKIYE

TURKISH UNION OF CLUBS
Year of creation: 1959

Capital: Ankara
Surface Area (km²): 783,562
Currency (Code): Turkish Lira (TRY)
Main Language: Turkish
Total Population ('000, 2023): 87,240
GDP (Million USD, 2023): 1,340,000
GDP per Capita (USD, 2023): 15,320



SEASON 2023/2024

DUAL YEAR LEAGUE

TEAM	MP	W	D	L	F	A	D	P
1. Galatasaray	38	33	3	2	92	26	+66	102
2. Fenerbahçe	38	31	6	1	99	31	+68	99
3. Trabzonspor	38	21	4	13	69	50	+19	67
4. Başakşehir	38	18	7	13	57	43	+14	61
5. Kasımpaşa	38	16	8	14	62	65	-3	56
6. Beşiktaş	38	16	8	14	51	46	+5	56
7. Sivasspor	38	14	12	12	47	54	-7	54
8. Alanyaspor	38	12	16	10	53	50	+3	52
9. Rizespor	38	14	8	16	48	58	-10	50
10. Antalyaspor	38	12	13	13	44	49	-5	49
11. Gaziantep	38	12	8	18	50	57	-7	44
12. Adana Demirspor	38	10	14	14	54	61	-7	44
13. Samsunspor	38	11	10	17	42	52	-10	43
14. Kayserispor	38	11	12	15	44	57	-13	42
15. Hatayspor	38	9	14	15	45	52	-7	41
16. Konyaspor	38	9	14	15	40	53	-13	41
17. Ankaragücü	38	8	16	14	46	52	-6	40
18. Fatih Karagümrük	38	10	10	18	49	52	-3	40
19. Pendikspor	38	9	10	19	42	73	-31	37
20. İstanbulspor	38	4	7	27	27	80	-53	16

- UEFA Champions League
- UEFA Conference League
- UEFA Europa League
- Relegation
- Champion

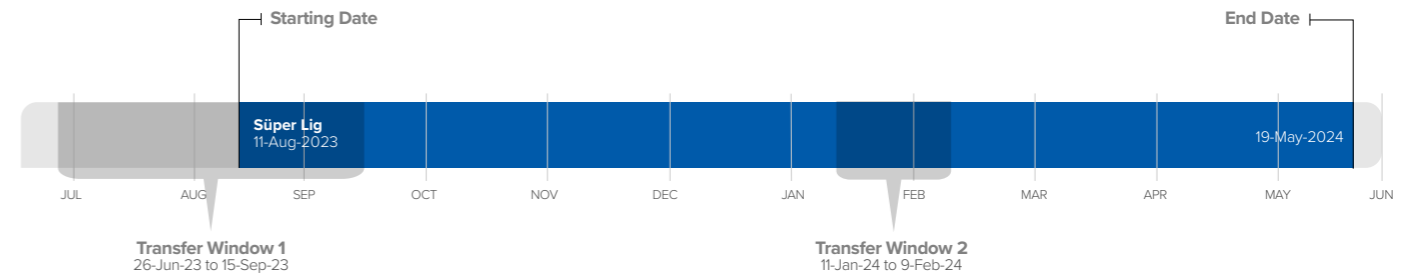
COMPETITIONS

Süper Lig	
Teams:	20
Matchdays:	38
Regular Season Matchdays:	N/A
Playoff Matchdays:	N/A
Total Matches:	380

TOP DIVISION

Süper Lig

Competition Format:	Home / Away
Continental Competitions Spots:	2 UEFA Champions League (x1 PO & x1 Q2nc) 2 UEFA Europa League (x1 PO & x1 Q2) 1 UEFA Conference League (x1 Q2)
Promotion Spots:	N/A
Relegation Spots:	4 (League Reduction)



Other League's Competitions:

- Lower Division(s):** FA-run
- Youth Competition(s):** FA-run
- Cups:** FA-run
- Supercup:** FA-run
- Feminine Competition(s):** FA-run



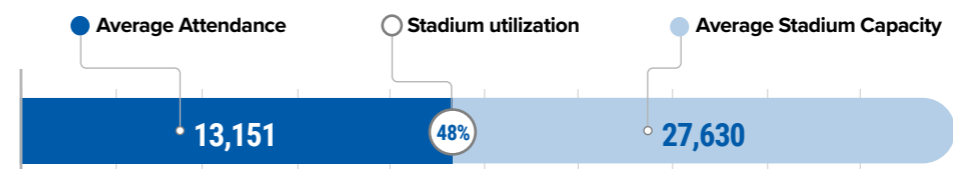
Competitive Balance:

- Last Five Champions:**
 - Galatasaray (2023/24)
 - Galatasaray (2022/23)
 - Trabzonspor (2021/22)
 - Beşiktaş (2020/21)
 - İstanbul Başakşehir (2019/20)
- Average Point Difference (between 1st and 2nd across 5 seasons):** 16.2 (37.2 games)
- Average Margin of Victory (last season average margin of goals scored versus goals conceded per game):** 1.368

Rotation of clubs qualified for continental competitions:



Viewership (Season 2022/23):



Overall Attendance

4,747,696

Total Viewership: TV: 2,678,249
OTT: 20,000,000

Subscription Models and Cost Per Model: Monthly - 10-15 USD with 12 month commitment

Most followed social media channel: 565,200 Followers

Free to air games: None

GOVERNANCE

Legal Structure



Type of Structure:
FA has jurisdiction over league
• *Union of Clubs*

Assembly Composition:
20 members:
• *1st Tier Clubs*
1 member = 1 vote

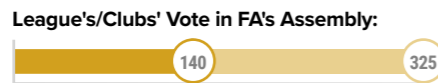
Board Composition:
20 members:
• *President*
• *Main (8)*
• *Alternates (11)*
1 member = 1 vote

Board's Term of Office:
1 Year

President's Term of Office:
1 Year

FA's Vote in League's Assembly:
None

FA's Vote in League's Board:
None

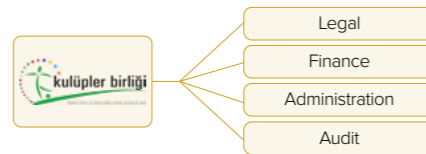


League's/Clubs' Vote in FA's Board:
None

Internal Organization

Total Employees:
10

Main Departments:



League's Responsibilities

Fixtures:
FA

Players' Registration:
FA

Licensing:
FA

Disciplinary:
FA

Financial Control:
FA

Refereeing Payments:
Referee - FA pays, but withholds the money from broadcasting fees
VAR - FA pays, but withholds the money from broadcasting fees

Clubs' Governance

Clubs' Ownership Models:
Company (Domestic Owned) - 6
Association - 14

Multiclub ownership:
1


...FINANCIAL

Aggregated Club Revenues Previous Season

Value:
567 M USD (533 M EUR)

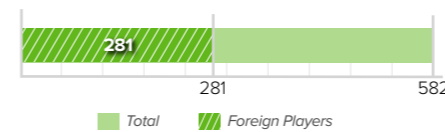
Breakdown:
Not available

International Transfers



PLAYERS' RELATED MATTERS

Number of Players



Team Rules

Squad Size Limit:
35 max.

Loan Limit:
X No

Home-Grown Player Rule:
6
• *2 FA-trained; 4 club-trained who are eligible for Turkish national team*
• *Home-grown: 1 year or season with club between 15 and 21*

Nationality Rule:
14 Foreigners max.
• *8 max. on pitch*

Other:
14 Turkish players min.
1 Turkish goalkeeper min.
1 U-23
1 Turkish U-23 FA-trained or club-trained on match list
1 Turkish U-21 FA-trained or club-trained on match list

Labor Relations

League Collective Representative of Clubs:
X No

Collective Bargaining Agreement:
X No

Labor Dispute Resolution Chamber:
✓ Yes
• *Under FA's jurisdiction (for local players)*

Salary

Average Monthly Salary:
Not available

Legal Minimum Monthly Salary:
350.96 USD (329.9 EUR)
• *Law*

Salary Cap:
X No

Youth Development

First Professional Contract Age:
15 years old

FINANCIAL

League Budget

Total Generated Revenues:
N/A

League's Operating Costs:
N/A

	Media Rights	Domestic and International
CENTRALIZATION: Under FA	Value per season:	118.86 M USD (111.73 M EUR)
	Contract Term:	2022/23 - 2023/24
	Breakdown:	
	Ratio First / Last:	3.34

Data Rights

Fast Betting Data Rights:
N/A

Event Data:
N/A

Tracking Data:
N/A

Performance Data:
N/A

Centralized Sponsorship

Value:
N/A

Breakdown:
N/A

Title Sponsor:
 Trendyol (2022/23 to 2023/24)

Ball Sponsor:
 PUMA (2022/23 to 2024/25)

Other sponsor:
N/A

SOLIDARITY

Payments to Lower Divisions:
10.98 M USD

Payments to FA:
4% of broadcasting rights

Direct Payments to Grassroots:
X No

Other Payments:
3.6 M USD - Amateur Branches

DOMESTIC TRAINING REWARDS

Domestic Training Compensation: ✓ Yes
• *FIFA system*

Levy on Domestic Transfers: ✓ Yes
• *If there is a surplus of income in the transfer, income tax is paid to the state*



UKRAINE

UKRAINIAN PREMIER LEAGUE
Year of creation: 1992

Capital: Kyiv
Surface Area (km²): 603,500
Currency (Code): Hryvnia (UAH)
Main Language: Ukrainian
Total Population ('000, 2023): 33,370
GDP (Million USD, 2023): 186,260
GDP per Capita (USD, 2023): 5,530



SEASON 2023/2024

DUAL YEAR LEAGUE

TEAM	MP	W	D	L	F	A	D	P
1. Shakhtar Donetsk	30	22	5	3	63	24	+39	71
2. Dynamo Kyiv	30	22	3	5	72	28	+44	69
3. Kryvbas Kryvyi Rih	30	17	6	7	51	30	+21	57
4. Dnipro-1	30	14	10	6	40	27	+13	52
5. Polissya Zhytomyr	30	14	8	8	39	30	+9	50
6. Rukh Lviv	30	12	13	5	44	31	+13	49
7. LNZ Cherkasy	30	11	8	11	31	34	-3	41
8. Oleksandriya	30	8	10	12	30	38	-8	34
9. Vorskla Poltava	30	9	6	15	30	46	-16	33
10. Zorya Luhansk	30	7	11	12	29	37	-8	32
11. Kolos Kovalivka	30	7	11	12	22	31	-9	32
12. Chornomorets Odesa	30	10	2	18	38	47	-9	32
13. Veres Rivne	30	6	10	14	31	46	-15	28
14. Obolon Kyiv	30	5	11	14	18	41	-23	26
15. Mynai	30	5	10	15	27	50	-23	25
16. Metalist 1925 Kharkiv	30	5	8	17	32	57	-25	23

- UEFA Champions League
- UEFA Europa League
- UEFA Conference League
- Relegation Playoff
- Relegation
- Champion

COMPETITIONS

Teams:

16

Matchdays:

30
• 32 for clubs in relegation playoff

Regular Season Matchdays:

N/A

Playoff Matchdays:

N/A

Total Matches:

240

Vbet League

TOP DIVISION

Vbet League

Competition Format:

Home / Away

Continental Competitions Spots:

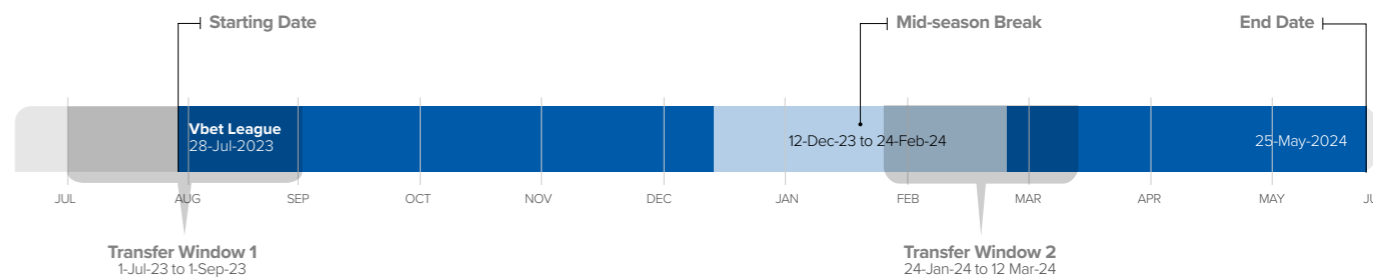
2 UEFA Champions League (x1 PO & x1 Q2nc)
1 UEFA Europa League (x1 Q3)
2 UEFA Conference League (x2 Q2)

Promotion Spots:

N/A

Relegation Spots:

2 + 2 Playoff



Other League's Competitions:

Lower Division(s):

No, lower divisions are managed by other football organisations

Youth Competition(s):

Yes

Cups:

FA-run

Supercup:

Yes, Vbet Supercup (Winner League vs Winner Cup)

Feminine Competition(s):

FA-run



Competitive Balance:

Last Five Champions:

- Shakhtar Donetsk (2023/24)
- Shakhtar Donetsk (2022/23)
- N/A (2021/22)
- Dynamo Kyiv (2020/21)
- Shakhtar Donetsk (2019/20)

Average Point Difference (between 1st and 2nd across 5 seasons):

10.3 (29.5 games)

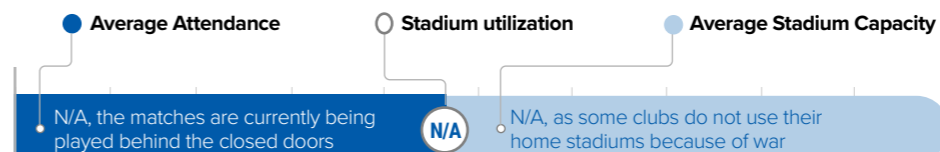
Average Margin of Victory (last season average margin of goals scored versus goals conceded per game):

1.233

Rotation of clubs qualified for continental competitions:



Viewership (Season 2022/23):



Overall Attendance

N/A

Total Viewership: Not available

Free to air games: All matches

Subscription Models and Cost Per Model: During the current season, all matches are broadcasted on a free-of-charge basis

Most followed social media channel: 67,900 Followers

GOVERNANCE

Legal Structure



Type of Structure:
 Union
 • League's role recognized by national law

Assembly Composition:
 17 members:
 • President
 • 1st Tier Clubs (16)
 1 member = 1 vote

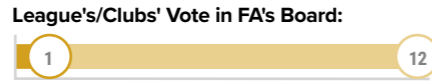
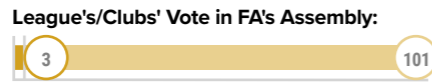
Board Composition:
 • Decision-making body called General Meeting of UPL clubs
 • No elected member; hired positions
 1 member = 1 vote

Board's Term of Office:
 N/A

President's Term of Office:
 4 Years

FA's Vote in League's Assembly:
 None

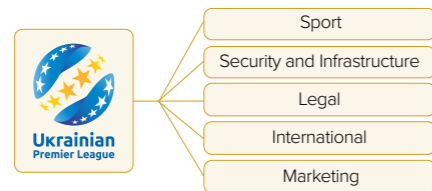
FA's Vote in League's Board:
 N/A



Internal Organization

Total Employees:
 20

Main Departments:



League's Responsibilities

Fixtures:
 League and FA
 • Consultation with FA and FA ExCo final approval

Players' Registration:
 League and FA
 • Registration by League; "player ID" by FA

Licensing:
 FA

Disciplinary:
 FA

Financial Control:
 FA

Refereeing Payments:
 Referee - League/Clubs
 VAR - Clubs

Clubs' Governance

Clubs' Ownership Models:
 Company (Domestic Owned) - 16

Multiclub ownership:
 None

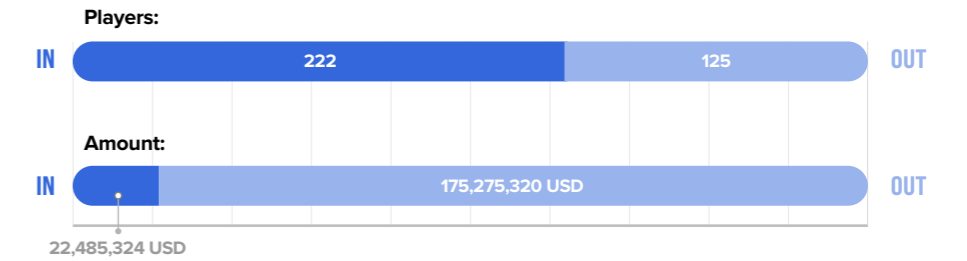
...FINANCIAL

Aggregated Club Revenues Previous Season

Value:
 125.53 M USD (118 M EUR)

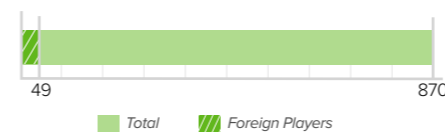
Breakdown:
 Not available

International Transfers



PLAYERS' RELATED MATTERS

Number of Players



Nationality Rule:
 7 Foreigners max.

Other:
 X No

Labor Relations

League Collective Representative of Clubs:
 X No
 • Clubs act on their own or through the labor union

Collective Bargaining Agreement:
 ✓ Yes
 • With Ukrainian Association of Professional Football Players

Labor Dispute Resolution Chamber:
 ✓ Yes
 • Under FA's jurisdiction
 • 1st Instance - FA
 • 2nd Instance - CAS

Salary

Average Monthly Salary:
 Not available

Legal Minimum Monthly Salary:
 253 USD (238 EUR)

Salary Cap:
 X No
 • Clubs act on their own or through the labor union

Youth Development

First Professional Contract Age:
 15 years old

FINANCIAL

League Budget

Total Generated Revenues:
 Confidential

League's Operating Costs:
 Confidential

	Media Rights	Domestic	International
CENTRALIZATION: Partial			
Value per season:		N/A	Included in domestic rights
Contract Term:		No deal in the current season. The League launches its own TV Channel	No centralised deal
Breakdown:		N/A	N/A
Ratio First / Last:		N/A	N/A

Data Rights

Fast Betting Data Rights:
 Softconstruct

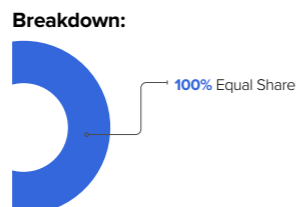
Event Data:
 Softconstruct

Tracking Data:
 None

Performance Data:
 None

Centralized Sponsorship

Value:
 Confidential



Title Sponsor:
 Vbet (2021/22 to 2023/24)

Ball Sponsor:
 PUMA

Other sponsor:
 None

SOLIDARITY

Payments to Lower Divisions:
 10% of UEFA Solidarity Payment

Payments to FA:
 X No

Direct Payments to Grassroots:
 X No


Other Payments:
 X No

DOMESTIC TRAINING REWARDS

Domestic Training Compensation:
 ✓ Yes
 • For each full development year
 • 760 USD (714 EUR) between 16 and 23
 • 570 USD (536 EUR) between 12 and 15

Levy on Domestic Transfers:
 X No

NORTH AND CENTRAL AMERICA



CANADA



MEXICO



COSTA RICA



PANAMA



DOMINICAN REPUBLIC



UNITED STATES



HONDURAS



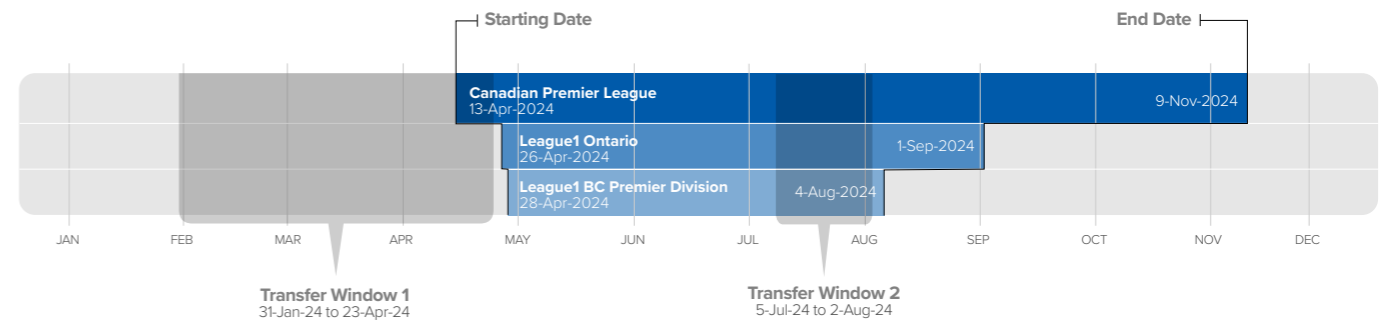


SEASON 2023

CALENDAR YEAR LEAGUE	TEAM	MP	W	D	L	F	A	D	P
●	1. Cavalry	28	16	7	5	46	27	+19	55
●	2. Forge	28	11	9	8	39	32	+7	42
●	3. HFX Wanderers	28	11	9	8	39	32	+7	42
●	4. Pacific	28	11	7	10	42	35	+7	40
●	5. York United	28	11	5	12	35	44	-9	38
●	6. Atlético Ottawa	28	10	6	12	38	34	+4	36
●	7. Vancouver	28	8	5	15	28	50	-22	29
●	8. Valour	28	6	8	14	25	38	-13	26

● Playoff
Ⓢ Champion

	TOP DIVISION	LOWER DIVISIONS	
	Canadian Premier League	League1 Ontario Premier Division	League1 BC Premier Division
Competition Format:	Mixed: Home / Away + Playoffs • 14 Home and 14 Away games • Championship Playoffs: Top 5	Home / Away	Home / Away + Playoffs
Continental Competitions Spots:	2 CONCACAF Champions Cup (x2 R1)	N/A	N/A
Promotion Spots:	N/A	None	None
Relegation Spots:	None	1	None



Other League's Competitions:

Lower Division(s): League1 Ontario Men's Premier Division, League1 BC Men's Premier Division

Youth Competition(s): League1 Ontario Men's U20 ("League2") and U19 ("Reserve")

Cups: League1 Ontario Cup

Supercup: Not existing

Feminine Competition(s):
- League1 Ontario Women's Premier Division, Championship Division, L2 Division, Reserve Division, Cup
- League1 BC Women's Premier Division
- League1 Canada Inter-Provincial Championships

Competitive Balance:

Last Five Champions:

- Forge (2023)
- Forge (2022)
- Pacific (2021)
- Forge (2020)
- Forge (2019)

Average Point Difference (between 1st and 2nd across 5 seasons): 4.2 (20.2 games)

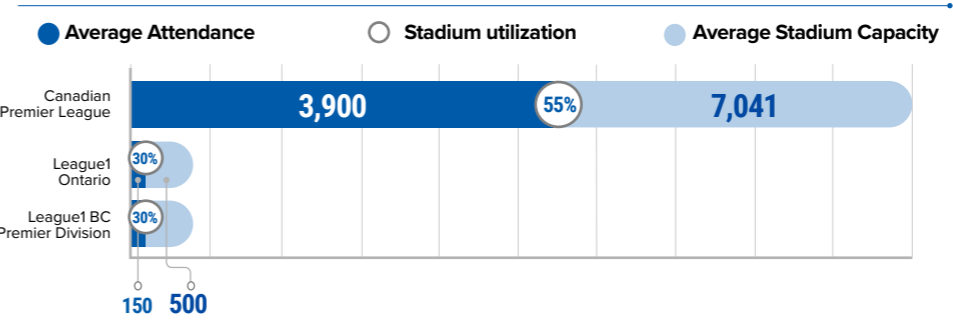
Average Margin of Victory (last season average margin of goals scored versus goals conceded per game): 1.189



COMPETITIONS

	TOP DIVISION	LOWER DIVISIONS	
	Canadian Premier League	League1 Ontario Premier Division	League1 BC Premier Division
Teams:	8	12	7
Matchdays:	32	22	15
Regular Season Matchdays:	28	22	12
Playoff Matchdays:	5	0	3
Total Matches:	117	132	44


Viewership (Season 2023):



Total Viewership: Not available

Subscription Models and Cost Per Model: Monthly - 12,99 USD


Free to air games: 5



Most followed social media channel: 88,300 Followers

GOVERNANCE

Legal Structure

Date of Creation:


Type of Structure:
 Limited Partnership

Assembly Composition:
 8 Partners
 1 partner = 1 vote (each club is a partner in the LP)


Board Composition:
 8 Governors
 1 governor = 1 vote (each club has one governor)

Board's Term of Office:
 Indefinite

President's Term of Office:
 Indefinite

FA's Vote in League's Assembly:
 None

FA's Vote in League's Board:
 None

League's/Clubs' Vote in FA's Assembly:


Each club is a member in Canada Soccer and receives two votes/club. The League receives two votes.

League's/Clubs' Vote in FA's Board:
 No current Canada Soccer board members are representatives of the League or member Clubs. 0/14

Internal Organization



League's Responsibilities

Fixtures:
 League and FA

Players' Registration:
 FA

Licensing:
 FA

Disciplinary:
 FA

Financial Control:
 League

Refereeing Payments:
 Referee - FA invoice League
 VAR - N/A

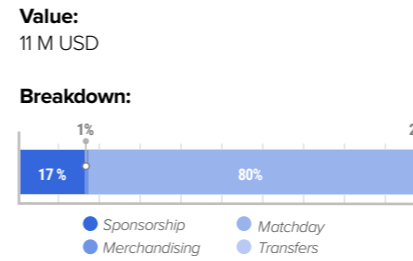
Clubs' Governance

Clubs' Ownership Models:
 Company (Domestic Owned) - 7
 Association - 1

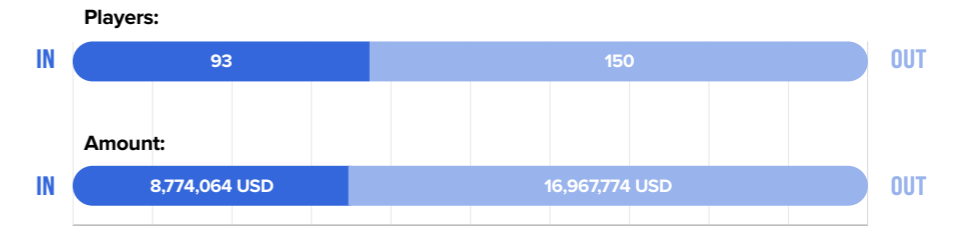
Multiclub ownership:
 1

...FINANCIAL

Aggregated Club Revenues Previous Season

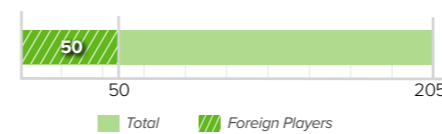


International Transfers



PLAYERS' RELATED MATTERS

Number of Players



Team Rules

Squad Size Limit:
 Min 20, Max 23 plus max 8 development roster

Loan Limit:
 5 IN a club
 3 OUT to a non-CPL club
 2 IN from same club
 League may only have a maximum of 5 loans from any one team in any one season

Home-Grown Player Rule:
 X No

Nationality Rule:
 Maximum 7 international players on a Club's primary roster
 Maximum of 5 international players in team's starting lineup

Other:
 Min of 2 Under-21 Canadian Players must be on a team's Primary Roster at all times. Over the course of the Regular Season, a Team's Domestic U-21 Players must play a combined minimum of 2,000 minutes.

Labor Relations

League Collective Representative of Clubs:
 ✓ Yes

Collective Bargaining Agreement:
 X No

Labor Dispute Resolution Chamber:
 ✓ Yes

Salary

Average Monthly Salary:
 Not available

Legal Minimum Monthly Salary:
 1,815 USD (2,500 CAD)

Salary Cap:
Player Compensation Budget: Player compensation minimum: 550,496 USD (750,000 CAD)- Player compensation maximum: 816,569 USD (1,112,500 CAD). Clubs can spend an additional 73,400 USD (100,000 CAD) over the maximum by utilizing the U21 incentive program. The program provides salary budget relief to club's on the first 146,800 USD (200,000 CAD) of U21 player compensation whereby only 50% of a U21 player's total compensation counts towards the Player Compensation Budget.
Technical Staff Budget: Technical salary minimum: 311,948 USD (425,000 CAD)- Technical salary maximum: 423,882 USD (577,500 CAD).

Youth Development

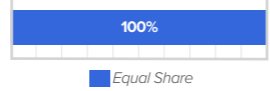
First Professional Contract Age:
 16 years old

FINANCIAL

League Budget

Total Generated Revenues:
 Confidential

League's Operating Costs:
 Confidential

	Media Rights	Domestic	International
CENTRALIZATION: YES	Value per season:	6.5 M USD AAV	Not sold
	Contract Term:	2019-2028	Not sold
	Breakdown:		Not sold
	Ratio First / Last:	1	Not sold

Data Rights

Fast Betting Data Rights:
 Genius Sports

Event Data:
 Stats Perform

Tracking Data:
 None


Performance Data:
 None

Centralized Sponsorship

Value:
 10 M USD

Breakdown:
 Equal Share

Title Sponsor:
 None

Ball Sponsor:
 Derbystar (2019-2025)

Other sponsor:
 CIBC, Volkswagen, WestJet, Telus, Macron, Ticketmaster, Gatorage, Visa, Degree, Carlsberg, Maple Lodge, TonyBet, GoGo Squeeze, JDIMI

SOLIDARITY

Payments to Lower Divisions: X No

Payments to FA: X No


Direct Payments to Grassroots: X No

Other Payments: X No

DOMESTIC TRAINING REWARDS

Domestic Training Compensation: X No

Levy on Domestic Transfers: N/A



COSTA RICA

UNIÓN DE CLUBES DE PRIMERA DIVISIÓN (UNAFUT)
Year of creation: 1999

Capital: San José
Surface Area (km²): 51,100
Currency (Code): Costa Rican Colon (CRC)
Main Language: Spanish
Total Population ('000, 2023): 5,330
GDP (Million USD, 2023): 91,930
GDP per Capita (USD, 2023): 17,250



DUAL YEAR LEAGUE

SEASON 2023: APERTURA /2024: CLAUSURA

TEAM	MP	W	D	L	F	A	D	P	TEAM	MP	W	D	L	F	A	D	P
1. Saprissa	22	18	1	3	53	19	+34	55	1. Saprissa	22	14	6	2	41	18	+23	48
2. L. D. Alajuelense	22	14	4	4	42	23	+19	46	2. C. S. Herediano	22	13	5	4	34	17	+17	44
3. C. S. Herediano	22	13	4	5	43	20	+23	43	3. L. D. Alajuelense	22	11	8	3	37	18	+19	41
4. C. S. Cartaginés	22	11	4	7	36	28	+8	37	4. A. D. San Carlos	22	10	7	5	40	29	+11	37
5. A. D. Guanacasteca	22	11	4	7	28	25	+3	37	5. Municipal Liberia	22	11	4	7	36	31	+5	37
6. A. D. San Carlos	22	7	5	10	26	28	-2	26	6. Sporting F. C.	22	9	5	8	29	29	0	32
7. Sporting F. C.	22	7	5	10	26	35	-9	26	7. A. D. Guanacasteca	22	8	6	8	30	28	+2	30
8. Santos de Guápiles	22	5	8	9	17	26	-9	23	8. Pérez Zeledón	22	6	5	11	19	31	-12	23
9. Municipal Liberia	22	5	7	10	35	43	-8	22	9. C. S. Cartaginés	22	4	8	10	22	30	-8	20
10. Puntarenas F. C.a	22	6	3	13	26	34	-8	18	10. Puntarenas F. C.	22	4	7	11	18	31	-13	19
11. Pérez Zeledón	22	4	5	13	17	46	-29	17	11. Municipal Grecia	22	3	6	13	18	31	-13	15
12. Municipal Grecia	22	3	6	13	19	42	-23	15	12. Santos de Guápiles	22	4	3	15	19	49	-30	15

Apertura 2023

Clausura 2024

- CONCACAF Central American Cup
- Playoff
- Relegation
- Champion

COMPETITIONS

	UNAFUT
Teams:	12
Matchdays:	56
Regular Season Matchdays:	44
Playoff Matchdays:	12
Total Matches:	276 (to 280)

TOP DIVISION



UNAFUT

Competition Format:

Apertura / Clausura + Playoff
• Playoff with top 4
• Grand Final match between winner of playoff and winner of regular season for each tournament Apertura and Clausura

Continental Competitions Spots:

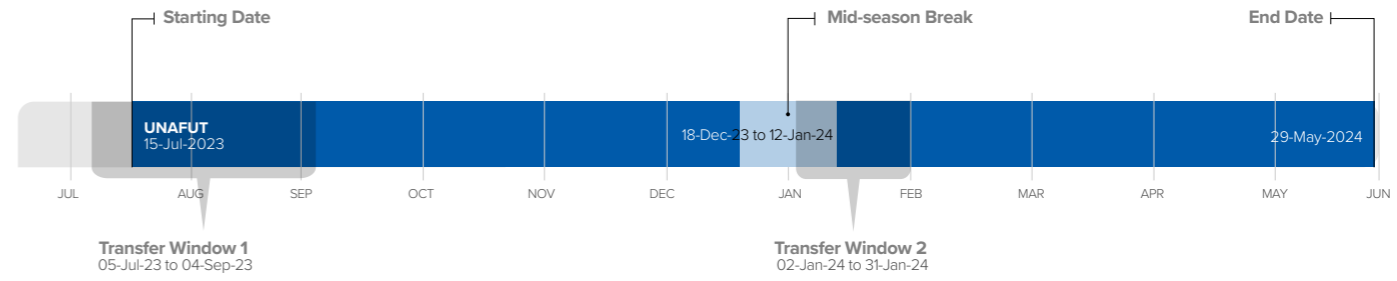
4 CONCACAF Central American Cup (x4 GS)

Promotion Spots:

N/A

Relegation Spots:

1



Other League's Competitions:

Lower Division(s):
Independent Organisations

Youth Competition(s):
Youth Categories (U-21, U-19, U-17, U-14, U-13, U-12)

Cups:
Torneo de Copa de Costa Rica (1st and 2nd Tier Clubs)

Supercup:
Yes

Feminine Competition(s):
FA-run

Competitive Balance:

Last Five Champions:
• Saprissa (2024 Clausura)
• Saprissa (2023 Apertura)
• Saprissa (2023 Clausura)
• Saprissa (2022 Apertura)
• Cartagines (2022 Clausura)

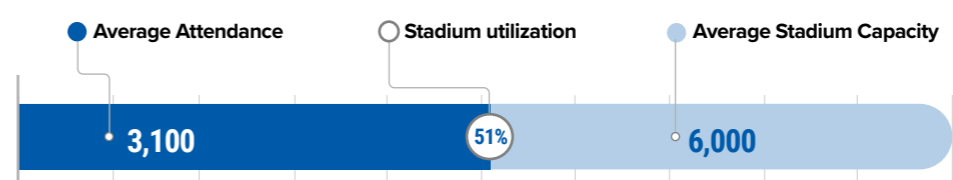
Average Point Difference (between 1st and 2nd across 5 seasons):
7.4 (20.8 games)

Average Margin of Victory (last season average margin of goals scored versus goals conceded per game):
1.312

Rotation of clubs qualified for continental competitions:



Viewership (Season 2022/23):



Overall Attendance
861,283

Total Viewership: Not available

Subscription Models and Cost Per Model: Various

Free to air games: 4

Most followed social media channel: Instagram
62,000 Followers



GOVERNANCE

Legal Structure



Type of Structure:
Non-profit Association

Assembly Composition:
12 members:
• 1st Tier Clubs
1 member = 1 vote

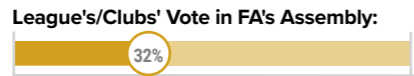
Board Composition:
5 members:
• President
• Vice-President
• Secretary
• Treasurer
• Director
1 member = 1 vote

Board's Term of Office:
4 Years

President's Term of Office:
4 Years

FA's Vote in League's Assembly:
None

FA's Vote in League's Board:
None

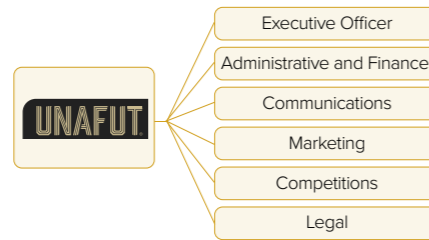


League's/Clubs' Vote in FA's Board:
None

Internal Organization

Total Employees:
13

Main Departments:



League's Responsibilities

Fixtures:
League

Players' Registration:
League and FA

Licensing:
FA

Disciplinary:
FA

Financial Control:
FA

Refereeing Payments:
Referee - Clubs via League
VAR - N/A

Clubs' Governance

Clubs' Ownership Models:
Company (Domestic Owned) - 7
Company (Foreign Owned) - 1
Association - 4

Multiclub ownership:
None

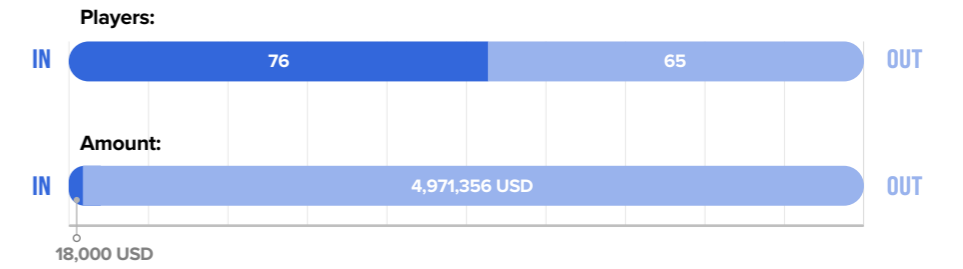
...FINANCIAL

Aggregated Club Revenues Previous Season

Value:
Not available

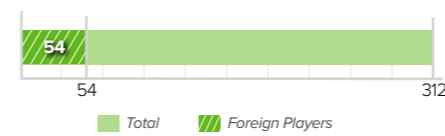
Breakdown:
Not available

International Transfers



PLAYERS' RELATED MATTERS

Number of Players



Nationality Rule:
5 Foreigners max.

Other:
Minutes played by U-21

Team Rules

Squad Size Limit:
35 max.

Loan Limit:
7 IN, 7 OUT (limit of 3 to the same team)

Home-Grown Player Rule:
X No

Labor Relations

League Collective Representative of Clubs:
✓ Yes

Collective Bargaining Agreement:
X No
• Player's Association not formally registered as a Union

Labor Dispute Resolution Chamber:
✓ Yes
• Under FA's jurisdiction

Salary

Average Monthly Salary:
2,000 USD

Legal Minimum Monthly Salary:
700 USD
• Law

Salary Cap:
X No

Youth Development

First Professional Contract Age:
18 years old

FINANCIAL

League Budget

Total Generated Revenues:
2.4 M USD

League's Operating Costs:
1.65 M USD

	Media Rights	Domestic	International
CENTRALIZATION: NO	Value per season:	N/A	N/A
	Contract Term:	N/A	N/A
	Breakdown:	N/A	N/A
	Ratio First / Last:	N/A	N/A

Data Rights

Fast Betting Data Rights:
Genius Sports

Event Data:
None

Tracking Data:
None

Performance Data:
None

Centralized Sponsorship

Value:
Confidential

Breakdown:
League Sponsors (except ball)

Title Sponsor:
Banco Promerica (2019/20-2024/25)

Ball Sponsor:
Pioneer (2023-2025)

Other sponsor:
Montana, PredictaBill, Universidad Latina de Costa Rica, Monumental, AION, DoradoBet, Evento Esencial, konectiva, Malavasi, Trululu, Zepol, Procom, Ceos, Rahso

SOLIDARITY

Payments to Lower Divisions:
X No

Payments to FA:
X No

Direct Payments to Grassroots:
X No

Other Payments:
X No

DOMESTIC TRAINING REWARDS

Domestic Training Compensation: ✓ Yes
• Ad-hoc system

Levy on Domestic Transfers: X No



DOMINICAN REPUBLIC

LIGA DOMINICANA DE FÚTBOL
Year of creation: 2015

Capital: Santo Domingo
Surface Area (km²): 48,671
Currency (Code): Dominican Peso
Main Language: Spanish
Total Population ('000, 2023): 10,820
GDP (Million USD, 2023): 127,910
GDP per Capita (USD, 2023): 11,830



SEASON 2023

CALENDAR YEAR LEAGUE

TEAM	MP	W	D	L	F	A	D	P
Championship Round								
1. Cibao	10	5	4	1	21	11	+10	19
2. Moca	10	5	4	1	12	6	+6	19
3. Atlético Pantoja	10	5	1	4	19	14	+5	16
4. Atlántico	10	3	3	4	15	19	-4	12
5. Vega Real	10	2	3	5	6	13	-7	9
6. Universidad O&M	10	2	1	7	12	22	-10	7
Regular Season								
1. Cibao	16	11	3	2	27	7	+20	36
2. Atlántico	16	8	4	4	23	13	+10	28
3. Moca	16	9	1	6	25	11	+14	28
4. Universidad O&M	16	6	6	4	15	12	+3	24
5. Vega Real	16	7	3	6	17	17	+0	24
6. Atlético Pantoja	16	6	5	5	19	15	+4	23
7. Delfines del Este	16	3	7	6	9	15	-6	16
8. Jarabacoa	16	4	2	10	17	33	-16	14
9. San Cristóbal	16	1	3	12	7	36	-29	6

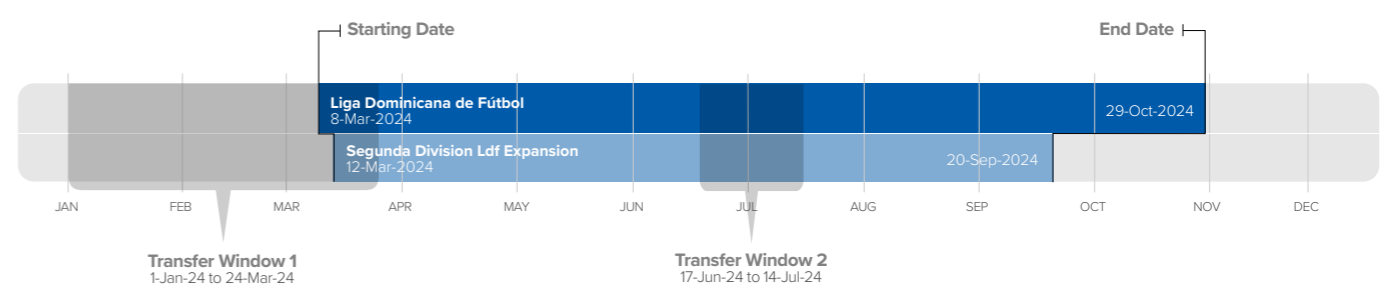
- Championship Round
- CONCACAF Carrebean Cup
- Playoff
- Champion

COMPETITIONS

	TOP DIVISION	LOWER DIVISIONS
	Liga Dominicana de Fútbol	Segunda Division LDF Expansion
Teams:	8	20
Matchdays:	35	20 <i>• 18 for two of the groups</i>
Regular Season Matchdays:	21	14 <i>• 12 for two of the groups</i>
Playoff Matchdays:	14	6
Total Matches:	120	84



	TOP DIVISION	LOWER DIVISIONS
	Liga Dominicana de Fútbol	Segunda Division LDF Expansion
Competition Format:	3 stages <i>• Teams play three times each other • Championship Group: top 6 play Home/Away • Semifinals and Final: top 4</i>	2 stages <i>• 3 Independent groups - Home / Away • Knockout Phase - Best 8</i>
Continental Competitions Spots:	3 CONCACAF Caribbean Cup (x3 GS)	N/A
Promotion Spots:	N/A	2 potential
Relegation Spots:	None	None



Other League's Competitions:

- Lower Division(s):**
Segunda Division Ldf Expansion (2nd Tier)
- Youth Competition(s):**
FA-run
- Cups:**
Not Existing
- Supercup:**
Not Existing
- Feminine Competition(s):**
FA-run

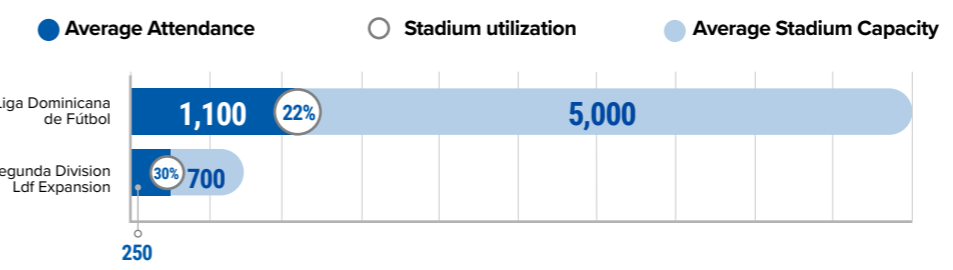
Competitive Balance:

- Last Five Champions:**
 - Cibao (2023)
 - Cibao (2022)
 - Cibao (2021)
 - Universidad O&M (2020)
 - Cibao (2019)
- Average Point Difference (between 1st and 2nd across 5 seasons):**
6.3 (12.8 games)
- Average Margin of Victory (last season average margin of goals scored versus goals conceded per game):**
1.38

Rotation of clubs qualified for continental competitions:



Viewership (Season 2023):



Total Viewership: TV - 5,000,000
YouTube - 660,000

Free to air games: All 120 matches

Subscription Models and Cost Per Model: National Broadcaster and YouTube for free

Overall Attendance

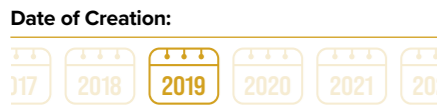
Liga Dominicana de Fútbol: 120,000
Segunda Division Ldf Expansion: 21,000

Most followed social media channel: Instagram
24,600 Followers



GOVERNANCE

Legal Structure



Type of Structure:
Non-profit Organization

Assembly Composition:
15 members:
• 1st Tier Clubs (9)
• 2nd Tier Clubs (5)
• League (1)
1 member = 1 vote

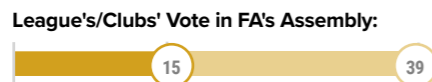
Board Composition:
11 members:
• President
• Vice-President
• Secretary
• Treasury
• Board Members (7)
1 member = 1 vote

Board's Term of Office:
2 Years

President's Term of Office:
2 Years

FA's Vote in League's Assembly:
None

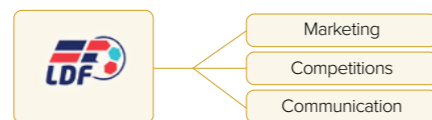
FA's Vote in League's Board:
None



Internal Organization

Total Employees:
4

Main Departments:



League's Responsibilities

Fixtures:
League

Players' Registration:
FA

Licensing:
FA

Disciplinary:
FA

Financial Control:
League

Refereeing Payments:
Referee - FA
VAR - N/A

Clubs' Governance

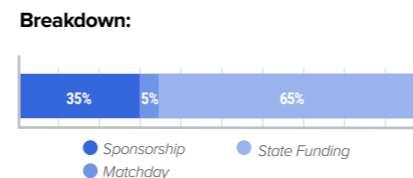
Clubs' Ownership Models:
Company (Domestic Owned) - 9

Multiclub ownership:
None

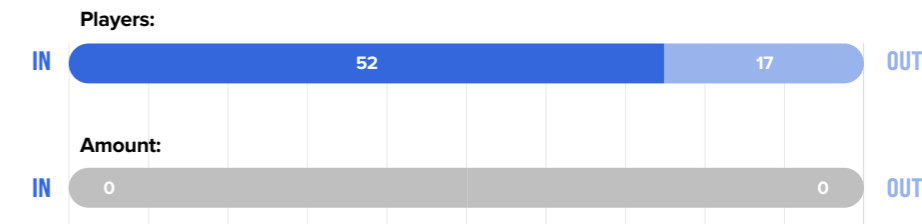
...FINANCIAL

Aggregated Club Revenues Previous Season

Value:
Not available

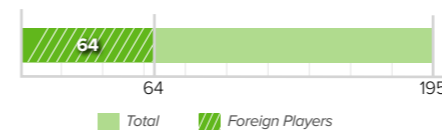


International Transfers



PLAYERS' RELATED MATTERS

Number of Players



Nationality Rule:
6 Foreigners max.

Other:
U-21 national player always on pitch

Salary

Average Monthly Salary:
600 USD

Legal Minimum Monthly Salary:
300 USD
• Law

Salary Cap:
X No

Youth Development

First Professional Contract Age:
No Minimum Age

Team Rules

Squad Size Limit:
30 max.

Loan Limit:
X No

Home-Grown Player Rule:
X No

Labor Relations

League Collective Representative of Clubs:
X No

Collective Bargaining Agreement:
X No

Labor Dispute Resolution Chamber:
✓ Yes
• Under FA's jurisdiction

FINANCIAL

League Budget

Total Generated Revenues:
505,000 USD

League's Operating Costs:
390,000 USD

	Media Rights	Domestic	International
CENTRALIZATION: YES	Value per season:	0	0
	Contract Term:	N/A	N/A
	Breakdown:	N/A	N/A
	Ratio First / Last:	N/A	N/A

Data Rights

Fast Betting Data Rights:
Genius Sports


Event Data:
None

Tracking Data:
None

Performance Data:
None

Centralized Sponsorship

Value:
505,000 USD



Title Sponsor:
None

Ball Sponsor:
VECTOR X | VECTOR STEALTH (ANNUAL)

Other sponsor:
GRUPO RICA - UNITED BRADNS - GATORADE - DOMINICAN GOVERNMENT - FEDOFUTBOL

SOLIDARITY

Payments to Lower Divisions:
X No

Payments to FA:
X No

Direct Payments to Grassroots:
X No

Other Payments:
X No

DOMESTIC TRAINING REWARDS

Domestic Training Compensation: X No

Levy on Domestic Transfers: X No



HONDURAS

LIGA NACIONAL DE FÚTBOL PROFESIONAL DE HONDURAS
Year of creation: 1964

Capital: Tegucigalpa
Surface Area (km²): 112,492
Currency (Code): Lempira (HNL)
Main Language: Spanish
Total Population ('000, 2023): 10,660
GDP (Million USD, 2023): 35,880
GDP per Capita (USD, 2023): 3,370



DUAL YEAR LEAGUE

SEASON 2023: APERTURA / 2024: CLAUSURA

TEAM	MP	W	D	L	F	A	D	P	TEAM	MP	W	D	L	F	A	D	P
1. Olimpia	18	15	3	0	48	14	+34	48	1. Marathón	18	11	2	5	33	18	+15	35
2. Marathón	18	10	2	6	23	21	+2	32	2. Motagua	18	9	7	2	30	15	+15	34
3. Motagua	18	8	5	5	32	22	+10	29	3. Olimpia	18	9	6	3	33	14	+19	33
4. Génesis	18	6	5	7	23	24	-1	23	4. Olancho	18	7	8	3	18	11	+7	29
5. Real Sociedad	18	5	7	6	17	19	-2	22	5. Génesis	18	7	6	5	12	15	-3	27
6. Olancho	18	5	6	7	16	19	-3	21	6. Real España	18	6	6	6	24	22	+2	24
7. Real España	18	6	3	9	26	32	-6	21	7. Real Sociedad	18	7	0	11	23	32	-9	21
8. Vida	18	5	5	8	26	35	-9	20	8. Victoria	18	5	5	8	16	24	-8	20
9. Victoria	18	4	5	9	23	30	-7	17	9. UPNFM	18	4	3	11	11	24	-13	15
10. UPNFM	18	4	3	11	20	38	-18	15	10. Vida	18	3	1	14	16	41	-25	10

Apertura 2023

Clausura 2024

- CONCACAF Central American Cup
- Playoff
- Relegation
- Champion

COMPETITIONS

Teams:	10
Matchdays:	48
Regular Season Matchdays:	36
Playoff Matchdays:	12
Total Matches:	200

Liga Betcris de Honduras

10

48

36

12

200

TOP DIVISION

Liga Betcris de Honduras

Competition Format:

- Apertura / Clausura + Playoff
 - Playoff with top 6
 - First phase playoff - 3rd to 6th
 - Second phase playoff - 1st and 2nd against winners of 3rd to 6th
 - Final phase playoff between winners of the above

Continental Competitions Spots:

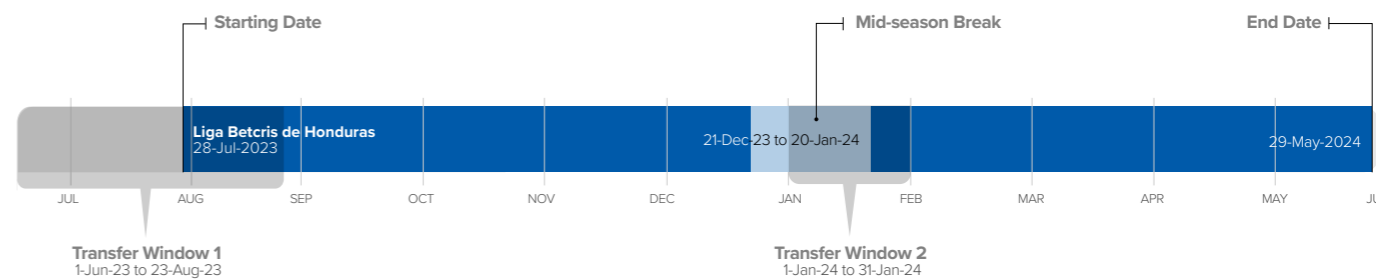
3 CONCACAF Central America Cup (x3 GS)

Promotion Spots:

N/A

Relegation Spots:

1



Other League's Competitions:

Lower Division(s):

FA-run

Youth Competition(s):

FA-run

Cups:

Copa Presidente (1st and 2nd Tier; other tiers)

Supercup:

Not Existing

Feminine Competition(s):

None

Competitive Balance:

Last Five Champions:

- Olimpia (2024 Clausura)
- Olimpia (2023 Apertura)
- Olimpia (2023 Clausura)
- Olimpia (2022 Apertura)
- Motagua (2022 Clausura)

Average Point Difference (between 1st and 2nd across 5 seasons):

7.4 (18 games)

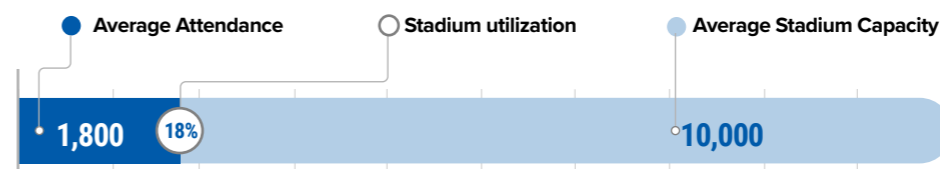
Average Margin of Victory (last season average margin of goals scored versus goals conceded per game):

1.220

Rotation of clubs qualified for continental competitions:



Viewership (Season 2022/23):



Overall Attendance

360,000

Total Viewership: Not available

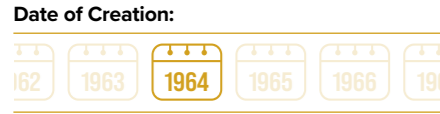
Subscription Models and Cost Per Model: Yearly - 20.27 USD (500 HNL)

Free to air games: None

Most followed social media channel: 184,000 Followers

GOVERNANCE

Legal Structure



Type of Structure:
Affiliated league to FA

Assembly Composition:
10 members:
• 1st Tier Clubs
1 member = 1 vote

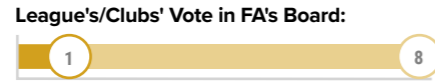
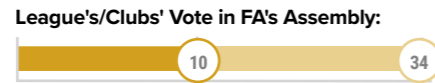
Board Composition:
10 members:
• President
• Vice-President
• General Secretary
• Club Representatives (7)
1 member = 1 vote

Board's Term of Office:
4 Years

President's Term of Office:
4 Years

FA's Vote in League's Assembly:
None

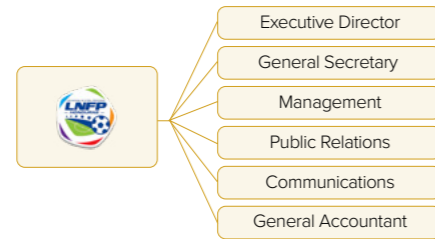
FA's Vote in League's Board:
None



Internal Organization

Total Employees:
11

Main Departments:



League's Responsibilities

Fixtures:
League

Players' Registration:
League

Licensing:
League
• CONCACAF Requirements

Disciplinary:
League
• National Disciplinary Commission

Financial Control:
League

Refereeing Payments:
Referee - Clubs
VAR - N/A

Clubs' Governance

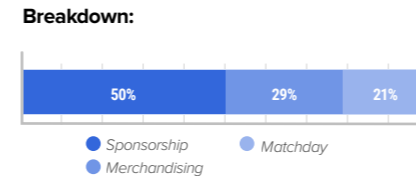
Clubs' Ownership Models:
Company (Domestic Owned) - 10

Multiclub ownership:
None


...FINANCIAL

Aggregated Club Revenues Previous Season

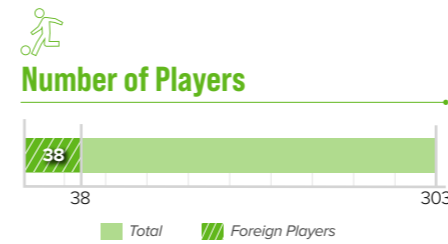
Value:
1.44 M USD



International Transfers



PLAYERS' RELATED MATTERS



Nationality Rule:
4 Foreigners max.

Other:
At least 540 minutes per season for U21

Team Rules

Squad Size Limit:
35 max.

Loan Limit:
X No

Home-Grown Player Rule:
X No

Labor Relations

League Collective Representative of Clubs:
X No

Collective Bargaining Agreement:
X No
• Player's Association not formally registered as a Union

Labor Dispute Resolution Chamber:
✓ Yes
• National Arbitration Commission

Salary

Average Monthly Salary:
2,000 USD

Legal Minimum Monthly Salary:
80 USD

Salary Cap:
X No

Youth Development

First Professional Contract Age:
15 years old

FINANCIAL

League Budget

Total Generated Revenues:
1.035 M USD

League's Operating Costs:
580,750 USD

	Media Rights	Domestic	International
CENTRALIZATION: NO	Value per season:	N/A	N/A
	Contract Term:	N/A	N/A
	Breakdown:	N/A	N/A
	Ratio First / Last:	N/A	N/A

Data Rights

Fast Betting Data Rights:
Genius Sports

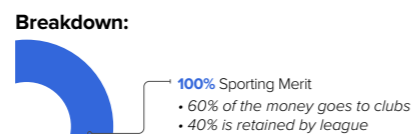
Event Data:
Genius Sports

Tracking Data:
None

Performance Data:
None

Centralized Sponsorship

Value:
Confidential



Title Sponsor:
betcris | Betcris (2021/22-2023/27)

Ball Sponsor:
Volt | VOIT (2019 - 2023)

Other sponsor:
None

SOLIDARITY

Payments to Lower Divisions:
X No

Payments to FA:
X No

Direct Payments to Grassroots:
X No

Other Payments:
X No

DOMESTIC TRAINING REWARDS

Domestic Training Compensation: ✓ Yes
• FIFA system

Levy on Domestic Transfers: X No



MEXICO

LIGA MX
Year of creation: 1943 (First Division)
2012 (New LIGA MX)

Capital: Mexico City
Surface Area (km²): 1,964,375
Currency (Code): Mexican Peso (MXN)
Main Language: Spanish
Total Population ('000, 2023): 132,310
GDP (Million USD, 2023): 1,990,000
GDP per Capita (USD, 2023): 15,070



DUAL YEAR LEAGUE

SEASON 2023 APERTURA /2024 CLAUSURA

TEAM										TEAM									
MP	W	D	L	F	A	D	P	MP	W	D	L	F	A	D	P				
● 1. América [©]	17	12	4	1	37	14	+23	40	● 1. América [©]	17	10	5	2	30	12	+18	35		
● 2. Monterrey	17	10	3	4	27	15	+12	33	● 2. Cruz Azul	17	10	3	4	23	14	+9	33		
● 3. UANL	17	8	6	3	32	18	+14	30	● 3. Toluca	17	9	5	3	38	23	+15	32		
● 4. UNAM	17	8	4	5	27	18	+9	28	● 4. Monterrey	17	9	5	3	32	19	+13	32		
● 5. Guadalajara	17	8	3	6	22	22	0	27	● 5. UANL	17	9	4	4	34	23	+11	31		
● 6. Puebla	17	7	4	6	24	25	-1	25	● 6. Guadalajara	17	9	4	4	24	17	+7	31		
● 7. Atlético San Luis	17	7	2	8	31	26	+5	23	● 7. Pachuca	17	9	2	6	34	27	+7	29		
● 8. León	17	6	5	6	23	22	+1	23	● 8. UNAM	17	7	6	4	27	22	+5	27		
● 9. Santos Laguna	17	7	2	8	31	34	-3	23	● 9. Necaxa	17	7	6	4	30	29	+1	27		
● 10. Mazatlán	17	6	4	7	25	27	-2	22	● 10. Querétaro	17	6	6	5	22	21	+1	24		
● 11. Pachuca	17	5	7	5	16	27	-11	22	● 11. León	17	7	3	7	23	25	-2	24		
● 12. Toluca	17	5	6	6	23	19	+4	21	● 12. Juárez	17	4	4	9	19	26	-7	16		
● 13. Tijuana	17	6	2	9	23	26	-3	20	● 13. Atlético San Luis	17	5	1	11	25	35	-10	16		
● 14. Querétaro	17	5	4	8	18	29	-11	19	● 14. Mazatlán	17	4	4	9	21	32	-11	16		
● 15. Juárez	17	5	3	9	24	34	-10	18	● 15. Santos Laguna	17	4	3	10	15	28	-13	15		
● 16. Cruz Azul	17	5	2	10	21	29	-8	17	● 16. Tijuana	17	2	8	7	21	30	-9	14		
● 17. Atlas	17	4	5	8	14	24	-10	17	● 17. Atlas	17	3	5	9	21	31	-10	14		
● 18. Necaxa	17	3	6	8	18	27	-9	15	● 18. Puebla	17	1	2	14	18	43	-25	5		

Apertura 2023

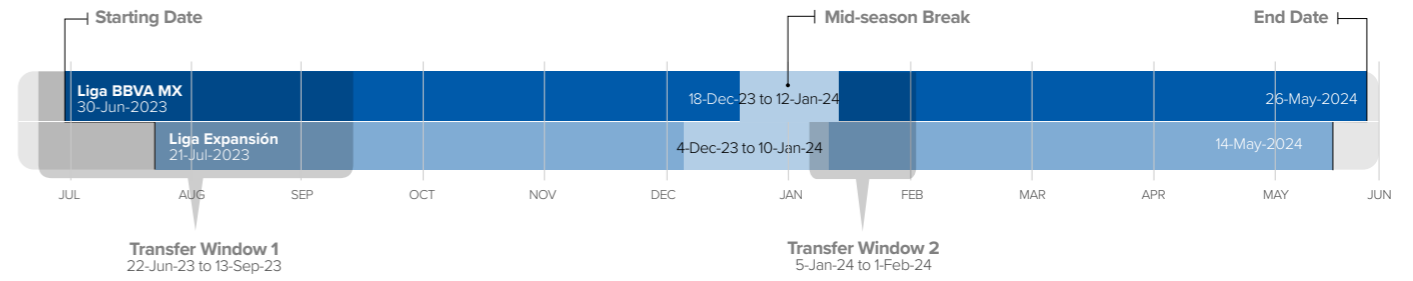
Clausura 2024

● CONCACAF Central American Cup
● Playoff
© Champion

COMPETITIONS

	TOP DIVISION		LOWER DIVISIONS	
	Liga BBVA MX		Liga Expansión	
Teams:	18	🏆🏆🏆🏆🏆🏆🏆🏆	15	🏆🏆🏆🏆🏆🏆🏆🏆
Matchdays:	50		46	
Regular Season Matchdays:	34		30	
Playoff Matchdays:	16		16	
Total Matches:	340		244	

	TOP DIVISION	LOWER DIVISIONS
	Liga BBVA MX	Liga Expansión
Competition Format:	Apertura / Clausura + Playoff • Playoffs: top 10 • First phase playoff: 7th to 10th • Final phase playoff: 1st to 6th plus First phase winners	Apertura / Clausura + Playoff • Playoff: top 10 • First phase playoff: 7th to 10th • Final phase playoff: 1st to 6th plus First phase winners
Continental Competitions Spots:	6 CONCACAF Champions League (x1 R2 & x5 R1)	N/A
Promotion Spots:	N/A	None
Relegation Spots:	None	None



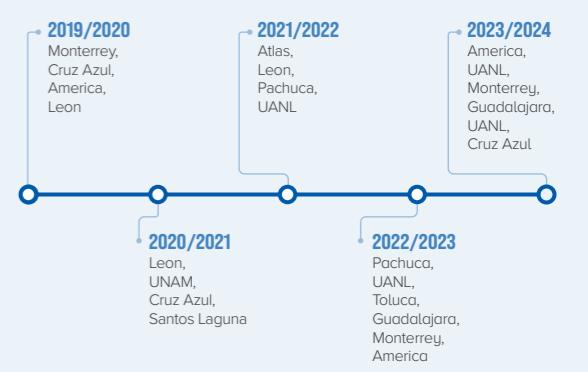
Other League's Competitions:

- Lower Division(s):**
Liga Expansión (2nd Tier)
- Youth Competition(s):**
Yes
- Cups:**
None
- Supercup:**
Yes
- Feminine Competition(s):**
Yes

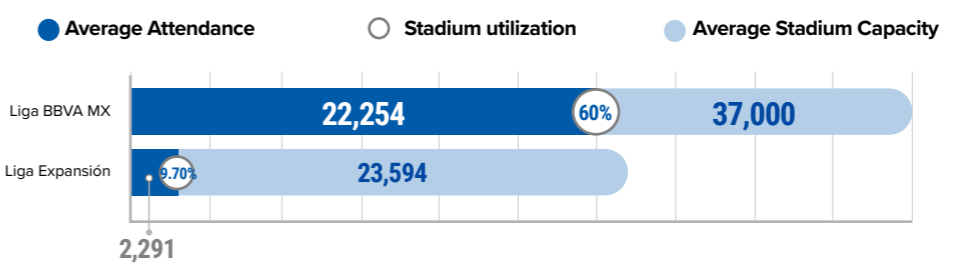
Competitive Balance:

- Last Five Champions:**
 - America (2024 Clausura)
 - America (2023 Apertura)
 - UANL (2023 Clausura)
 - Pachuca (2022 Apertura)
 - Atlas (2022 Clausura)
- Average Point Difference (between 1st and 2nd across 5 seasons):**
7.4 (17 games)
- Average Margin of Victory (last season average margin of goals scored versus goals conceded per game):**
1.235

Rotation of clubs qualified for continental competitions:



Viewership (Season 2022/23):



Total Viewership: 115.77 M (MX + US)
Free to air games: 148

Subscription Models and Cost Per Model:
VIX+: 119 USD per month;
Fox Sports Premium: 140 USD per month;
Star+: 219 USD per month

Overall Attendance
Liga BBVA MX: 7,950,539
Liga Expansión: 559,004

Most followed social media channel: Facebook
7,813,382 Followers

GOVERNANCE



Legal Structure



Type of Structure:
Self-governance within the FA
• Own General Assembly, President and decision making

Assembly Composition:
18 members:
• 1st Tier Clubs
1 member = 1 vote

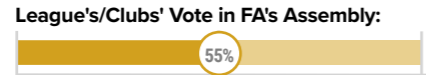
Board Composition:
No Board

Board's Term of Office:
Indefinite

President's Term of Office:
N/A

FA's Vote in League's Assembly:
None

FA's Vote in League's Board:
N/A



Internal Organization

Total Employees:
100

Main Departments:



League's Responsibilities

Fixtures:
League

Players' Registration:
League and FA

Licensing:
FA

Disciplinary:
FA

Financial Control:
League

Refereeing Payments:
Referee - Club
VAR - Club



Clubs' Governance

Clubs' Ownership Models:
Company (Domestic Owned) - 18

Multiclub ownership:
3

...FINANCIAL



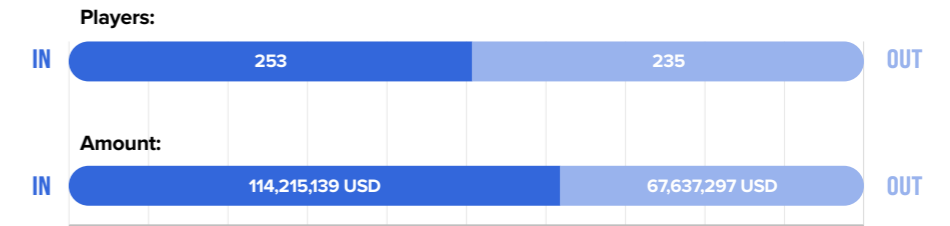
Aggregated Club Revenues Previous Season

Value:
Not available

Breakdown:
Not available



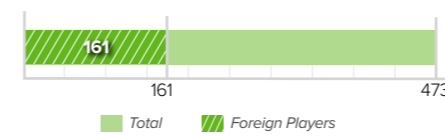
International Transfers



PLAYERS' RELATED MATTERS



Number of Players



Nationality Rule:
10 Foreigners max.
• 8 max. on pitch

Other:
X No



Team Rules

Squad Size Limit:
18 min.

Loan Limit:
X No

Home-Grown Player Rule:
10 min.
• Home-grown: Players with mexican nationality at the moment of registration



Labor Relations

League Collective Representative of Clubs:
✓ Yes

Collective Bargaining Agreement:
X No

Labor Dispute Resolution Chamber:
✓ Yes
• FA uses Conciliation and Dispute Resolution Chamber



Salary

Average Monthly Salary:
22,500 USD

Legal Minimum Monthly Salary:
213 USD
• Law

Salary Cap:
X No



Youth Development

First Professional Contract Age:
16 years old

FINANCIAL



League Budget

Total Generated Revenues:
86.04 M USD (1,418 M MXN)

League's Operating Costs:
27.55 M USD (454 M MXN)



Data Rights

Fast Betting Data Rights:
Caliente

Event Data:
Goalstat

Tracking Data:
Goalstat

Performance Data:
WIMU

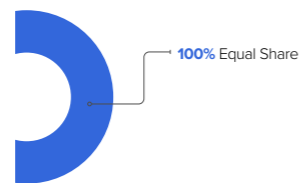
	Media Rights	Domestic	International
CENTRALIZATION: NO	Value per season:	N/A	N/A
	Contract Term:	N/A	N/A
	Breakdown:	N/A	N/A
	Ratio First / Last:	N/A	N/A



Centralized Sponsorship

Value:
25 M USD

Breakdown:



Title Sponsor:
BBVA (2023 - 2026)

Ball Sponsor:
Voit (2014 - 2024)

Other sponsor:
Konami (2022 - 2024)

SOLIDARITY

Payments to Lower Divisions:
X No

Payments to FA:
X No

Direct Payments to Grassroots:
X No

Other Payments:
X No

DOMESTIC TRAINING REWARDS

Domestic Training Compensation: ✓ Yes
• Ad-hoc system

Levy on Domestic Transfers: 1%



PANAMA

LIGA PANAMEÑA DE FÚTBOL
Year of creation: 1988

Capital: Panama City
Surface Area (km²): 75,320
Currency (Code): Balboa (PAB)
Main Language: Spanish
Total Population ('000, 2023): 4,510
GDP (Million USD, 2023): 87,240
GDP per Capita (USD, 2023): 19,350



CALENDAR YEAR LEAGUE 2023 APERTURA - 2023 CLAUSURA

TEAM	MP	W	D	L	F	A	D	P	TEAM	MP	W	D	L	F	A	D	P
1. Sporting San Miguelito	16	7	6	3	20	13	+7	27	1. Tauro	16	9	5	2	28	14	+14	32
2. Plaza Amador	16	6	4	6	19	17	+2	22	2. Sporting San Miguelito	16	8	4	4	24	11	+13	28
3. Tauro	16	6	4	6	15	13	+2	22	3. Alianza	16	6	6	4	17	17	0	24
4. Potros del Este	16	6	2	8	22	25	-3	20	4. Árabe Unido	16	6	5	5	16	16	0	23
5. Árabe Unido	16	4	7	5	14	12	+2	19	5. Plaza Amador	16	5	4	7	22	17	+5	19
6. Alianza	16	5	4	7	11	17	-6	19	6. Potros del Este	16	4	4	8	20	29	-9	16
1. Independiente	16	9	3	4	33	17	+16	30	1. Independiente	16	11	4	1	39	16	+23	37
2. Herrera	16	7	6	3	24	14	+10	27	2. San Francisco	16	7	4	5	19	14	+5	25
3. Universitario	16	6	4	6	18	22	-4	22	3. Herrera	16	6	5	5	28	20	+8	23
4. UMECIT	16	5	6	5	14	14	0	21	4. Universitario	16	5	6	5	15	19	-4	21
5. San Francisco	16	3	9	4	11	17	-6	18	5. UMECIT	16	3	2	11	18	25	-7	11
6. Atlético Chiriquí	16	3	3	10	13	33	-20	12	6. Atlético Chiriquí	16	0	3	13	9	57	-48	3

Apertura 2022

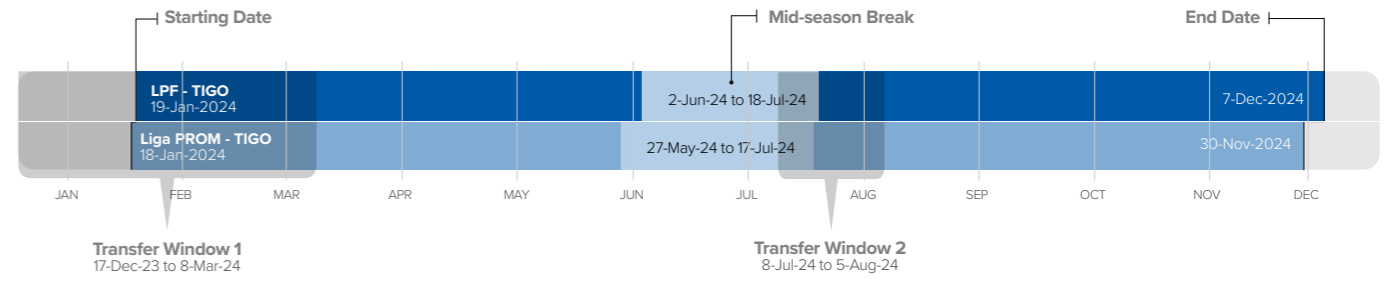
Clausura 2023

- CONCACAF Central American Cup
- Playoff
- Relegation
- Champion

COMPETITIONS

	TOP DIVISION	LOWER DIVISIONS
	LPF - TIGO	Liga PROM - TIGO
Teams:	12	24 <small>• 12 Dependent clubs and 12 non dependent club</small>
Matchdays:	40	41
Regular Season Matchdays:	32	32
Playoff Matchdays:	8	9
Total Matches:	206	407

	TOP DIVISION	LOWER DIVISIONS
	LPF - TIGO	Liga PROM - TIGO
Competition Format:	Apertura / Clausura + Playoff • 2 conferences (East and West) • 1st place of each conference advances to semis directly • 2nd and 3rd place of each conference play a playoff • Winners of playoff advance against 1st and 2nd for the championship	Apertura/ Clausura + Playoff • 2 conferences (East and West) + 2 sub-conferences • 1st and 2nd place of each sub-conference advances to semis • Winners of sub-conferences play final (East and West) • Winners of Conferences play Grand Final
Continental Competitions Spots:	3 CONCACAF Central America Cup (x3 GS)	N/A
Promotion Spots:	N/A	1
Relegation Spots:	1	3



Other League's Competitions:

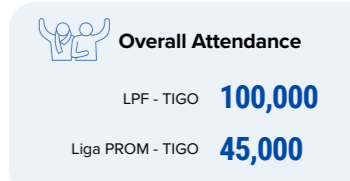
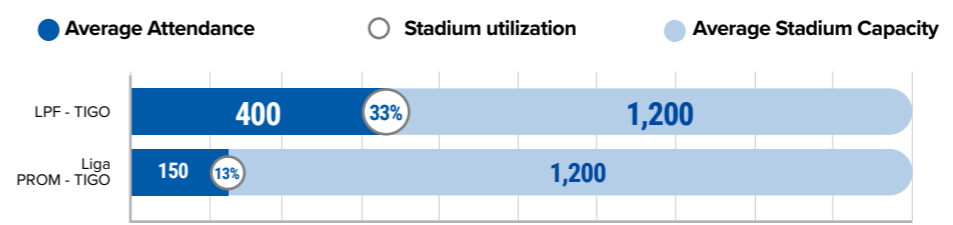
- Lower Division(s):**
Liga PROM (2nd Tier)
- Youth Competition(s):**
Liga JUVENIL (U18)
- Cups:**
Tigo Cup
- Supercup:**
Tigo Cup
- Feminine Competition(s):**
Yes

Competitive Balance:

- Last Five Champions:**
 - Independiente (2023 Clausura)
 - Independiente (2023 Apertura)
 - Independiente (2022 Clausura)
 - Alianza (2022 Apertura)
 - Tauro (2021 Clausura)
- Average Point Difference (between 1st and 2nd across 5 seasons):**
4.3 (16 games)
- Average Margin of Victory (last season average margin of goals scored versus goals conceded per game):**
1.340



Viewership (Season 2023):



Total Viewership: TV - 1.8 M
OTT - N/A

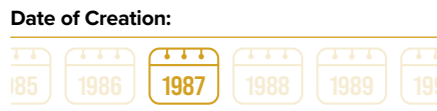
Free to air games: None

Subscription Models and Cost Per Model: Monthly - 16 USD

Most followed social media channel: Instagram
151,000 Followers

GOVERNANCE

Legal Structure



Type of Structure:
Own governance within the FA

Assembly Composition:
22 members:
• 1st Tier Clubs (12)
• 2nd Tier Clubs (12)
1st Tier Clubs = 3 vote each
2nd Tier Clubs = 1 vote each

Board Composition:
7 members:
• President
• Independent Directors (6)
1 member = 1 vote

Board's Term of Office:
4 Years

President's Term of Office:
4 Years

FA's Vote in League's Assembly:
None

FA's Vote in League's Board:
None



League's/Clubs' Vote in FA's Board:
None

Internal Organization

Total Employees:
19

Main Departments:



League's Responsibilities

Fixtures:
League

Players' Registration:
FA

Licensing:
FA

Disciplinary:
FA

Financial Control:
League

Refereeing Payments:
Referee - FA
VAR - N/A

Clubs' Governance

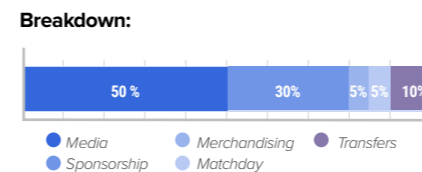
Clubs' Ownership Models:
Company (Domestic Owned) - 12

Multiclub ownership:
None

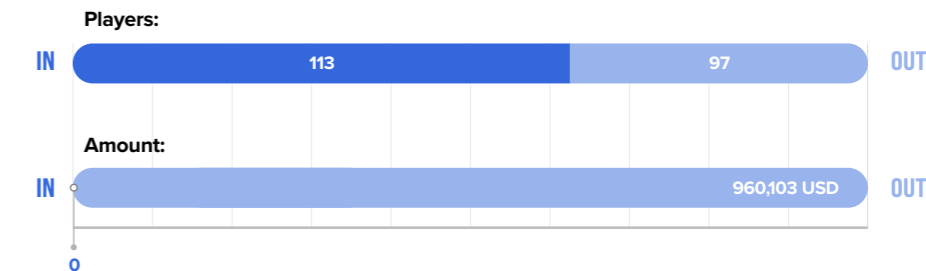
...FINANCIAL

Aggregated Club Revenues Previous Season

Value:
450,000 USD

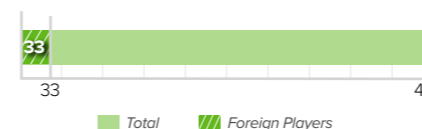


International Transfers



PLAYERS' RELATED MATTERS

Number of Players



Nationality Rule:
3 Foreigners max.

Other:
X No

Team Rules

Squad Size Limit:
23 max.

Loan Limit:
X No

Home-Grown Player Rule:
3 U-21 players in professional squad
• 1,200 minutes required by such players under U-20

Labor Relations

League Collective Representative of Clubs:
X No

Collective Bargaining Agreement:
✓ Yes
• Between Clubs and Player's Union

Labor Dispute Resolution Chamber:
✓ Yes

Salary

Average Monthly Salary:
1,200 USD

Legal Minimum Monthly Salary:
367 USD
• CBA

Salary Cap:
Salary Cap - 220,000 USD per team
Designated Player - 48,000 USD extras (up to 2 designated players)

Youth Development

First Professional Contract Age:
18 years old

FINANCIAL

League Budget

Total Generated Revenues:
5.03 M USD

League's Operating Costs:
5.033 M USD

	Media Rights	Domestic	International
CENTRALIZATION: YES	Value per season:	2.6 M USD	Not sold
	Contract Term:	2023/2026	Not sold
	Breakdown:	100% Equal Share	Not sold
	Ratio First / Last:	1	Not sold

Data Rights

Fast Betting Data Rights:
Genius Sports

Event Data:
None

Tracking Data:
None

Performance Data:
None

Centralized Sponsorship

Value:
1 M USD

Breakdown:
100% Equal Share

Title Sponsor:

Ball Sponsor:

Other sponsor:
CAJA DE AHORROS (Jan-Dec 2024);
Cervecería Nacional (2024-2026); Changan Autos (Jan-Dec 2024); Panamerican Network (Dec 2023 - Dec 2024); Hertz (Jan-Dec 2024); SEMM (Jan-Dec 2024);

SOLIDARITY

Payments to Lower Divisions:
300,000 USD

Payments to FA:
X No

Direct Payments to Grassroots:
X No

Other Payments:
192,000 USD

DOMESTIC TRAINING REWARDS

Domestic Training Compensation: X No

Levy on Domestic Transfers: X No



UNITED STATES OF AMERICA

MAJOR LEAGUE SOCCER
Year of creation: 1996

Capital: Washington D.C.
Surface Area (km²): 9,833,517
Currency (Code): US Dollar (USD)
Main Language: English
Total Population ('000, 2023): 336,690
GDP (Million USD, 2023): 27,970,000
GDP per Capita (USD, 2023): 83,060



CALENDAR YEAR LEAGUE

SEASON 2023

TEAM	MP	W	D	L	F	A	D	P	TEAM	MP	W	D	L	F	A	D	P
1. FC Cincinnati	34	20	5	9	57	39	+18	69	1. St. Louis City SC	34	17	12	5	62	45	+17	56
2. Orlando City SC	34	18	7	9	55	39	+16	63	2. Seattle Sounders FC	34	14	9	11	41	32	+9	53
3. Columbus Crew	34	16	9	9	67	46	+21	57	3. Los Angeles FC	34	14	10	10	54	39	+15	52
4. Philadelphia Union	34	15	9	10	57	41	+16	55	4. Houston Dynamo FC	34	14	11	9	51	38	+13	51
5. New England Revolution	34	15	9	10	58	46	+12	55	5. Real Salt Lake	34	14	12	8	48	50	-2	50
6. Atlanta United FC	34	13	9	12	66	53	+13	51	6. Vancouver Whitecaps FC	34	12	10	12	55	48	+7	48
7. Nashville SC	34	13	11	10	39	32	+7	49	7. FC Dallas	34	11	10	13	41	37	+4	46
8. New York Red Bulls	34	11	13	10	36	39	-3	43	8. Sporting Kansas City	34	12	14	8	48	51	-3	44
9. Charlotte FC	34	10	11	13	45	52	-7	43	9. San Jose Earthquakes	34	10	10	14	39	43	-4	44
10. CF Montréal	34	12	17	5	36	52	-16	41	10. Portland Timbers	34	11	13	10	46	58	-12	43
11. New York City FC	34	9	11	14	35	39	-4	41	11. Minnesota United FC	34	10	13	11	46	51	-5	41
12. D.C. United	34	10	14	10	45	49	-4	40	12. Austin FC	34	10	15	9	49	55	-6	39
13. Chicago Fire FC	34	10	14	10	39	51	-12	40	13. LA Galaxy	34	8	14	12	51	67	-16	36
14. Inter Miami CF	34	9	18	7	41	54	-13	34	14. Colorado Rapids	34	5	17	12	26	54	-28	27
15. Toronto FC	34	4	20	10	26	59	-33	22									

Eastern

Western

- CONCACAF Champions Cup
- Playoff
- Champion

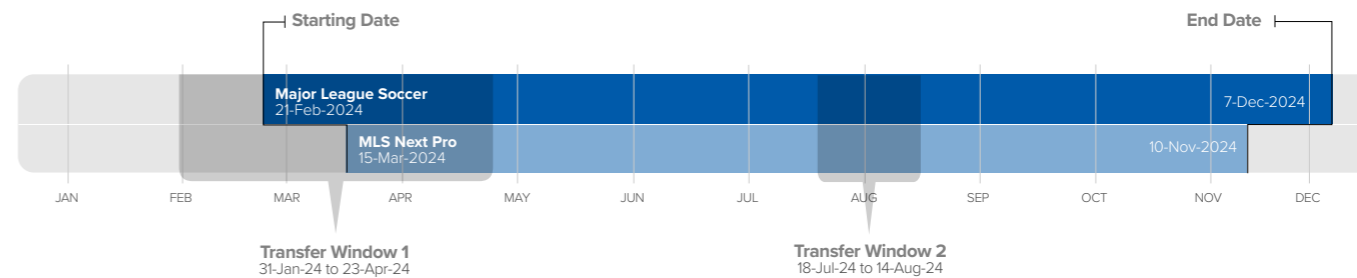
COMPETITIONS

	TOP DIVISION Major League Soccer	LOWER DIVISIONS MLS Next Pro
Teams:	29	29
Matchdays:	41	32
Regular Season Matchdays:	34	28
Playoff Matchdays:	7	4
Total Matches:	518 (Up to 526)	421

TOP DIVISION

LOWER DIVISIONS

	Major League Soccer	MLS Next Pro
Competition Format:	Mixed • 17 games home and 17 games away • 1st to 7th from each conference advance to playoff first round • 8th and 9th from each conference play single wild card round • Winners of conferences play final	Mixed • 14 games home and 14 games away • 1st to 8th from each conference advance to playoff first round • Winners of conferences play final
Continental Competitions Spots:	5-10 spots: 5 CONCACAF Champions Cup (x1 R2 & x4 R1) + (0 to 1) US Open Cup Winner (x1 R1) + (0 to 1) Canadian Championship (x1 R1) + (0 to 3) Leagues Cup (x1 R2 & x2 R1)	N/A
Promotion Spots:	N/A	None
Relegation Spots:	None	None



Other League's Competitions:

Lower Division(s):
MLS NEXT Pro

Youth Competition(s):
Yes, MLS NEXT

Cups:
MLS Cup
MLS Next Pro Cup

Supercup:
Not existing

Feminine Competition(s):
Independent Organisation



Competitive Balance:

Last Five Champions:
• Columbus Crew (2023)
• Los Angeles (2022)
• New York City (2021)
• Columbus Crew (2020)
• Seattle Sounders (2019)

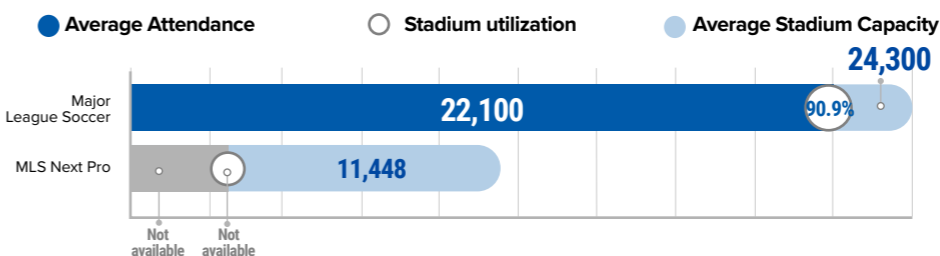
Average Point Difference (between 1st and 2nd across 5 seasons):
6.5 (31.6 games)

Average Margin of Victory (last season average margin of goals scored versus goals conceded per game):
1.341

Rotation of clubs qualified for continental competitions:



Viewership (Season 2023):



Total Viewership: TV - Not Available
OTT - Not Available

Free to air games: None

Subscription Models and Cost Per Model: Month - Apple Season Pass - 14.99 USD
Year - Apple Season Pass - 99 USD



Overall Attendance

Major League Soccer: 10,895,300
MLS Next Pro: Not available

Most followed social media channel:



5.9 M Followers

GOVERNANCE

Legal Structure



Type of Structure:
Limited Company

Assembly Composition:
None

Board Composition:
29 members:
• 1st Tier Clubs
1 member = 1 vote

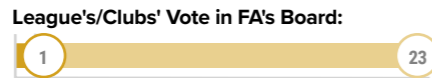
Board's Term of Office:
Indefinite

President's Term of Office:
Indefinite

FA's Vote in League's Assembly:
N/A

FA's Vote in League's Board:
None

League's/Clubs' Vote in FA's Assembly:
MLS has vote in FA's "Professional Council", which has a weighted vote in FA's National Council



Internal Organization

Total Employees:
Approx. 350

Main Departments:



League's Responsibilities

Fixtures:
League

Players' Registration:
League

Licensing:
League

Disciplinary:
League

Financial Control:
League
• To determine salary budget

Refereeing Payments:
Professional Referees Org (PRO)(and use of VAR) funded from combined sources, works with multiple leagues

Clubs' Governance

Clubs' Ownership Models:
N/A - Single Entity

Multiclub ownership:
5

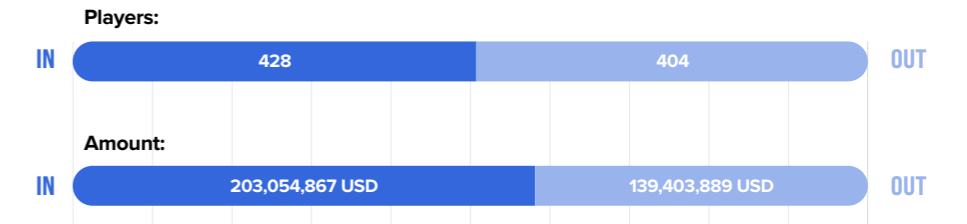
...FINANCIAL

Aggregated Club Revenues Previous Season

Value:
Not Available

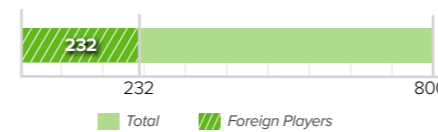
Breakdown:
Not available

International Transfers



PLAYERS' RELATED MATTERS

Number of Players



Nationality Rule:
8 Foreigners max.

Other:
Salary budget (cap); designated players; targeted allocation money

Team Rules

Squad Size Limit:
30 max.
• 20 slots on senior roster; 8-10 slots on supplemental roster

Loan Limit:
X No

Home-Grown Player Rule:
Exempted from entering the MLS draft
• Home-grown: joined academy at least 12 months prior to joining college or turning 19

Labor Relations

League Collective Representative of Clubs:
✓ Yes

Collective Bargaining Agreement:
✓ Yes
• Between MLS and Player's Union

Labor Dispute Resolution Chamber:
Grievance Committee to settle amicably
• 1 rep. MLS / 1 rep. players union
• Jointly-appointed arbitrator if no settlement

Salary

Average Monthly Salary:
37,500 USD

Legal Minimum Monthly Salary:
5,613 USD/month
• CBA

Salary Cap:
Salary Cap 5.21 M USD + 1.9 M USD million General Allocation Money + 2.72 M USD million Targeted Allocation Money + 3 Designated Players (unlimited) Rules available online

Youth Development

First Professional Contract Age:
Varies by US State

FINANCIAL

League Budget

Total Generated Revenues:
Confidential

League's Operating Costs:
Confidential

Data Rights

Fast Betting Data Rights:
IMG Arena

Event Data:
Sportec Solutions

Tracking Data:
Sportec Solutions

Performance Data:
Sportec Solutions

	Media Rights	Domestic	International
Value per season:	CONFIDENTIAL: YES • Apple TV	Confidential	Part of Domestic Value
Contract Term:		2023-2032	Confidential
Breakdown:		Confidential	Confidential
Ratio First / Last:		Confidential	Confidential

Centralized Sponsorship

Value:
Confidential
• Rights are allocated between national (league) and clubs (local)

Breakdown:
100% Equal Share

Title Sponsor:
None

Ball Sponsor:
Adidas

Other sponsor:
adidas, Allstate, Apple, AT&T, Audi, Avant, BODYARMOR, Campbell Snacks, Captain Morgan, Caterpillar, CELSIUS, Coca-Cola, Continental, DoorDash, EA SPORTS, Heineken, The Home Depot, IHG Hotels & Resorts, JLab, Procter & Gamble, Sorare, Target, Ticketmaster, TikTok, University of South Carolina, RBC Wealth Management

SOLIDARITY

Payments to Lower Divisions:
X No

Payments to FA:
X No

Direct Payments to Grassroots:
X No

Other Payments:
X No

DOMESTIC TRAINING REWARDS

Domestic Training Compensation: X No

Levy on Domestic Transfers: X No

SOUTH AMERICA

ECUADOR





ECUADOR

LIGAPRO
Year of creation: 2019

Capital: Quito
Surface Area (km²): 257,217
Currency (Code): US Dollar (USD)
Main Language: Spanish
Total Population ('000, 2023): 18,520
GDP (Million USD, 2023): 122,760
GDP per Capita (USD, 2023): 6,630



CALENDAR YEAR LEAGUE

SEASON 2023

TEAM	MP	W	D	L	F	A	D	P	TEAM	MP	W	D	L	F	A	D	P
1. Independiente del Valle	15	11	1	3	31	15	+16	34	1. LDU Quito	15	11	3	1	21	4	+17	36
2. El Nacional	15	10	0	5	32	25	+7	30	2. Barcelona	15	9	5	1	24	15	+9	32
3. LDU Quito	15	7	5	3	29	17	+12	26	3. Aucas	15	6	7	2	22	15	+7	25
4. Barcelona	15	8	2	5	30	20	+10	26	4. Delfin	15	5	9	1	19	12	+7	24
5. Aucas	15	7	3	5	17	19	-2	24	5. El Nacional	15	5	8	2	25	19	+6	23
6. Universidad Católica	15	7	3	5	22	25	-3	24	6. Emelec	15	5	7	3	14	8	+6	22
7. Delfin	15	7	3	5	18	23	-5	24	7. Universidad Católica	15	5	7	3	15	12	+3	22
8. Deportivo Cuenca	15	7	0	8	24	21	+3	21	8. Independiente del Valle	15	6	3	6	18	15	+3	21
9. Orense	15	6	3	6	17	21	-4	21	9. Técnico Universitario	15	4	7	4	20	17	+3	19
10. Técnico Universitario	15	5	3	7	21	15	+6	18	10. Mushuc Runa	15	5	4	6	14	19	-5	19
11. Gualaceo	15	5	3	7	17	23	-6	18	11. Orense	15	4	4	7	15	15	0	16
12. Cumbayá	15	4	5	6	10	13	-3	17	12. Deportivo Cuenca	15	3	7	5	12	16	-4	16
13. Emelec	15	3	5	7	18	20	-2	14	13. Libertad	15	4	3	8	12	18	-6	15
14. Libertad	15	2	7	6	20	26	-6	13	14. Guayaquil City	15	2	4	9	5	18	-13	10
15. Mushuc Runa	15	3	4	8	14	25	-11	13	15. Cumbayá	15	1	6	8	14	26	-12	9
16. Guayaquil City	15	3	3	9	17	29	-12	12	16. Gualaceo	15	1	4	10	9	30	-21	7

First Stage

Second Stage

- Copa Libertadores
- Copa Sudamericana
- Playoff
- Relegation
- Champion

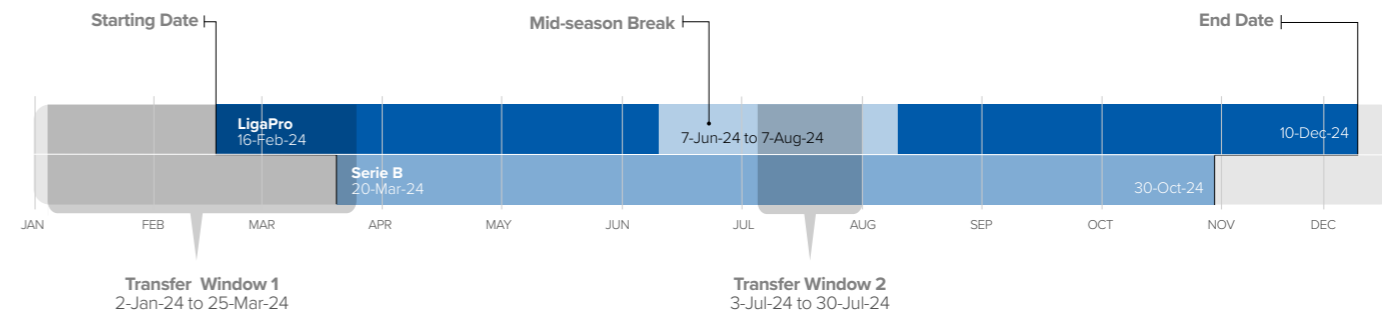
COMPETITIONS

	LigaPro	Serie B
Teams:	16	10
Matchdays:	32	36
Regular Season Matchdays:	30	N/A
Playoff Matchdays:	2	N/A
Total Matches:	242	180

TOP DIVISION

LOWER DIVISION

	LigaPro	Serie B
Competition Format:	Two Stages - every club plays each other once in each stage • Final between winners of the two stages	Home / Away (x2)
Continental Competitions Spots:	4 CONMEBOL Copa Libertadores (x2 GS & x1 FS & x1 SS) 4 CONMEBOL Copa Sudamericana (x4 FS)	N/A
Promotion Spots:	N/A	2
Relegation Spots:	2	2



Other League's Competitions:

Lower Division(s):
Serie B (2nd Tier)

Youth Competition(s):
FA-run

Cups:
FA-run

Supercup:
FA-run

Feminine Competition(s):
FA-run



Competitive Balance:

Last Five Champions:

- LDU Quito (2023)
- Aucas (2022)
- Independiente del Valle (2021)
- Barcelona SC (2020)
- Delfin (2019)

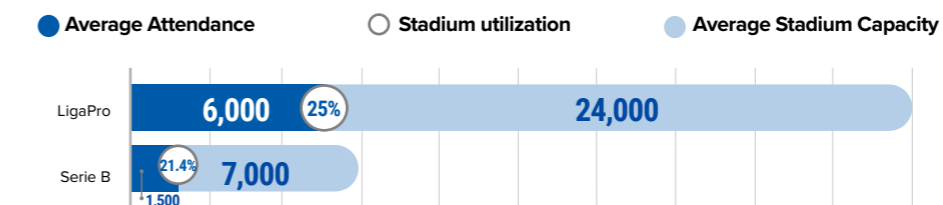
Average Point Difference (between 1st and 2nd across 5 seasons):
3.7 (18 games)

Average Margin of Victory (last season average margin of goals scored versus goals conceded per game)
1.174

Rotation of clubs qualified for continental competitions:



Viewership (Season 2023):



Total Viewership: TV - 1.8 M
OTT - 1.8 M

Free to air games: None

Subscription Models and Cost Per Model: Monthly - Star+ / GoTV subscription costs 15 USD



Overall Attendance

LigaPro 1,150,000
Serie B 93,000

Most followed social media channel:



399,000 Followers

GOVERNANCE

Legal Structure



Type of Structure:
Own entity with autonomy within FA

Assembly Composition:
26 members:
• 1st Tier Clubs (16)
• 2nd Tier Clubs (10)
1 member = 1 vote

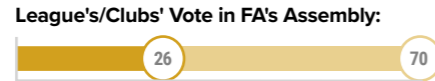
Board Composition:
9 members:
• President
• Club Representatives (8)
1 member = 1 vote

Board's Term of Office:
4 Years

President's Term of Office:
4 Years

FA's Vote in League's Assembly:
None

FA's Vote in League's Board:
None



League's/Clubs' Vote in FA's Board:
None

Internal Organization

Total Employees:
44

Main Departments:



League's Responsibilities

Fixtures:
League

Players' Registration:
League

Licensing:
League and FA

Disciplinary:
League

Financial Control:
League

Refereeing Payments:
Referee - Club
VAR - Club

Clubs' Governance

Clubs' Ownership Models:
Association - 16

Multiclub ownership:
2

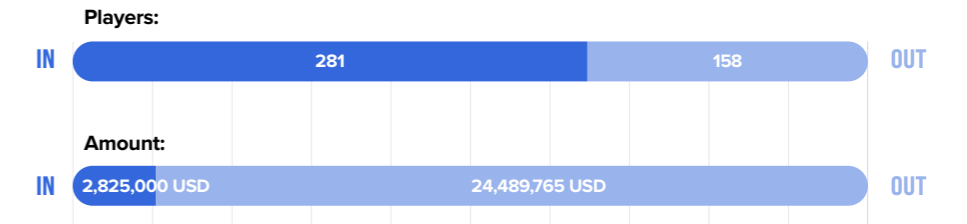
...FINANCIAL

Aggregated Club Revenues Previous Season

Value:
Not available

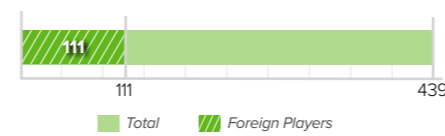
Breakdown:
Not available

International Transfers



PLAYERS' RELATED MATTERS

Number of Players



Nationality Rule:
8 Foreigners max.

Other:
X No

Salary

Average Monthly Salary:
4,922 USD

Legal Minimum Monthly Salary:
450 USD

Salary Cap:
X No

Team Rules

Squad Size Limit:
18 min.
45max.

Loan Limit:
X No

Home-Grown Player Rule:
X No

Labor Relations

League Collective Representative of Clubs:
X No

Collective Bargaining Agreement:
X No

Labor Dispute Resolution Chamber:
✓ Yes
• under which jurisdiction

Youth Development

First Professional Contract Age:
18 years old

FINANCIAL

League Budget

Total Generated Revenues:
38 M USD

League's Operating Costs:
4 M USD

	Media Rights	Domestic	International
CENTRALIZATION: YES	Value per season:	33 M USD	Not sold
	Contract Term:	2018-2027	Not sold
	Breakdown:	<p>82% Serie A clubs - various division criteria applies 18% Serie B clubs</p>	Not sold
	Ratio First / Last:	3.75	Not sold

Data Rights

Fast Betting Data Rights:
Stats Perform

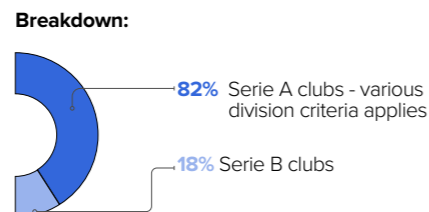
Event Data:
Opta

Tracking Data:
None

Performance Data:
None

Centralized Sponsorship

Value:
5 M USD



Title Sponsor:

Ecuabet | ECUABET (2023 - 2027)

Ball Sponsor:

NIKE | Nike

Other sponsor:

Cerveceria Nacional, Marathon Sports

SOLIDARITY

Payments to Lower Divisions:
X No

Payments to FA:
X No

Direct Payments to Grassroots:
X No

Other Payments:
X No

DOMESTIC TRAINING REWARDS

Domestic Training Compensation: X No

Levy on Domestic Transfers: X No



